

NEW HAVEN CHARGERS

WOMEN'S BASKETBALL

DAN RUEDE

Assistant Director of Athletics / Strategic Communications
Charger Gym, 300 Boston Post Road, West Haven, CT 06516
O: 203.932.7025 | C: 203-535-9503
druede@newhaven.edu | www.NewHavenChargers.com

2022-23 SCHEDULE/RESULTS

OVERALL: 6-5 | NE10: 3-4

NOVEMBER

Sat. 12	GEORGIAN COURT	W, 78-71
Wed. 16	ADELPHI *	W, 75-54
Sat. 19	BLOOMFIELD	W, 75-36
Tue. 22	at Saint Rose *	L, 62-75
Wed. 30	at American International *	L, 62-71

DECEMBER

Sat. 3	FRANKLIN PIERCE *	W, 79-51
Wed. 7	at Bridgeport	W, 76-74
Sat. 10	at Saint Michael's *	W, 55-44
Tue. 13	ASSUMPTION *	L, 42-55
Sat. 31	LE MOYNE *	L, 44-57

JANUARY

Wed. 4	DOMINICAN	L, 84-87 (20T)
Sat. 7	at Saint Anselm *	1:30 p.m.
Tue. 10	at Southern New Hampshire *	5:30 p.m.
Sat. 14	SOUTHERN CONNECTICUT *	1:30 p.m.
Wed. 18	at Bentley *	5:30 p.m.
Sat. 21	PACE *	1:30 p.m.
Tue. 24	at Adelphi *	5:30 p.m.
Sat. 28	at Franklin Pierce *	1:30 p.m.

FEBRUARY

Wed. 1	SAINT ROSE *	5:30 p.m.
Sat. 4	AMERICAN INTERNATIONAL *	1:30 p.m.
Tue. 7	SAINT MICHAEL'S *	5:30 p.m.
Thu. 9	at Chestnut Hill	6:00 p.m.
Sat. 11	at Assumption *	1:30 p.m.
Wed. 15	STATEN ISLAND *	5:30 p.m.
Sat. 28	at Le Moyne *	1:30 p.m.
Tue. 21	SAINT ANSELM *	5:30 p.m.
Fri. 24	NE10 Championship First Round	TBD
Sun. 26	NE10 Championship Quarterfinal	TBD

MARCH

Thu. 2	NE10 Championship Semifinal	TBD
Sun. 5	NE10 Championship Final	TBD
Mar. 10-13	NCAA East Region Championship	TBD
Mar. 30-Apr 1	NCAA Final Eight	TBD

* Northeast-10 Conference game

Home games in **BOLD CAPS** played at Charger Gymnasium



NEW HAVEN (6-5, 3-4 NE10)
CHARGERS

AT A GLANCE

Opening Tip	1:30 p.m.
Location	Manchester, N.H.
Venue	Stoutenburgh Gymnasium
Capacity	1,200
Live Video	SaintAnselmHawks.com
Live Stats	SaintAnselmHawks.com
All-Time Series	Saint Anselm 14-12
Active Streak	11
Last Meeting	Saint Anselm 81-43 (1.19.22)
First Meeting	New Haven 71-67 (12.1.88)
Buff vs. Saint Anselm	1-3



SAINT ANSELM
HAWKS (5-8, 2-7 NE10)

PROJECTED NEW HAVEN STARTERS

11 CAMRYN DEBOSE
GR • 5-10 • GUARD
WELLINGTON, FLA.

PPG	RPG	AST	MIN
16.8	4.7	2.7	36.9



NOTES:

- Set career-high with 30 points in season opener vs Georgian Court, including 13-14 at the line vs the Lions
- Has scored 20+ in five games this season
- Shooting 76% (40-53) at the free throw line
- Scored 1,000th career point vs Franklin Pierce

12 BRIANA VAN CLEAF
SR • 5-9 • FORWARD
STATEN ISLAND, N.Y.

PPG	RPG	AST	MIN
5.9	3.7	2.4	24.9




NOTES:

- Has scored in double figures three times this season, including season-best 17 vs Franklin Pierce going 7-of-9 from the field
- 3rd on the team with 15 steals

15 MARY BACALIU
SR • 5-8 • GUARD
WORCESTER, MASS.

PPG	RPG	STL	MIN
5.6	2.8	2.5	22.9



NOTES:

- Made her first start at UNH in the season opener
- Leads the team with 25 steals, 2nd in the NE10 with 2.5 spg
- First double digit game of the season came at AIC with 13 points

21 KAMERYN KING
SR • 5-8 • GUARD
OLD SAYBROOK, CONN.

PPG	RPG	AST	MIN
11.4	2.6	4.7	36.9



NOTES:

- Led the team with a trio of 3's in the season opener
- Leads the team with 47 assists, 2nd in the NE10 with 4.7 apg
- Third on the team in scoring (11.4 ppg)

34 AURORA DESHAIES
SR • 6-1 • FORWARD
SYRACUSE, N.Y.

PPG	RPG	FG%	MIN
14.1	10.8	68.0	31.0



NOTES:

- Had a double double in the first 4 games of the season
- Shooting 68% from the floor (70-of-103) - leads the NE10
- Second in the NE10 in rebounding with 10.8 pg average
- One of two players in the NE10 averaging a double double

PUT ME IN COACH I'M READY TO PLAY (FIRST OFF THE BENCH)

LINDSAY HOGAN
FR • 6-1 • FORWARD
BAYVILLE, N.Y.

14

LEIGHANNA LISTER
GR • 6-0 • FORWARD
KUTZTOWN, PA.

25

Gabrielle Stickle
JR • 5-6 • GUARD
SYRACUSE, N.Y.

1

ALYSSA STEVENSON
SR • 6-5 • FORWARD
WATERTOWN, N.Y.

44



GAME 12: NEW HAVEN AT SAINT ANSELM

2022-23 NEW HAVEN CHARGERS NUMERICAL ROSTER

##	Name	Cl.	Po.	Ht.	Hometown / High School / Last School	Pronunciation Guide
1	Gabrielle Stickle	Jr.	G	5-6	Syracuse, N.Y. / Jamesville-Dewitt	
2	Brianna Diaz	Sr.	G	5-6	Bronx, N.Y. / Cardinal Spellman	
3	Aliyah Wright	Sr.	G	5-4	Albany, N.Y. / Colonie Central	uh-LEE-uh
5	Charlotte Bassett	So.	G	5-6	Glastonbury, Conn. / Glastonbury	
10	Azure Riley	Jr.	F	5-9	Windsor, Conn. / Windsor	Goes by AZ Riley
11	Camryn DeBose	Gr.	G	5-10	Wellington, Fla. / Wellington Community	duh-BOSE (like the speaker)
12	Briana Van Cleaf	Sr.	F	5-9	Staten Island, N.Y. / Notre Dame Academy / NYIT	
14	Lindsay Hogan	Fr.	G/F	6-1	Bayville, N.Y. / Locust Valley	
15	Mary Bacaliu	Sr.	G	5-8	Worcester, Mass. / Putnam Science Acad. / Concordia (NY)	bahs-uh-leo
21	Kameryn King	Sr.	G	5-8	Old Saybrook, Conn. / Mercy	
22	Iris Azcona	Fr.	G	5-9	Trenton, N.J. / Red Bank Regional	
23	Becca Townes	Gr.	G	5-8	Newburgh, N.Y. / Our Lady of Lourdes / Saint Rose	
25	Leighanna Lister	Gr.	F	6-0	Kutztown, Pa. / Northwestern Lehigh / Georgian Court	lee-ann-uh
32	Bianca Pendleton	So.	F	6-0	Accokeek, Md. New Hope Academy	
34	Aurora Deshaies	Sr.	F	6-1	Syracuse, N.Y. / Bishop Ludden	duh-SHAYS
44	Alyssa Stevenson	Sr.	F	6-2	Watertown, N.Y. / South Jefferson Central	

Head Coach: Debbie Buff (Cortland) – Fourth Season

Assistant Coach: Rich Zeigler (New Haven '14) - First Season

Graduate Assistant Coach: Haylee Hayward (Slippery Rock '20) - Second Season



GABRIELLE STICKLE

1 JR | Guard



BRIANNA DIAZ

2 SR | Guard



AALIYAH WRIGHT

3 SR | Guard



CHARLOTTE BASSETT

5 SO | Guard



AZURE RILEY

10 JR | Forward



CAMRYN DEBOSE

11 GR | Guard




BRIANA VAN CLEAF

12 SR | Forward



LINDSAY HOGAN

14 FR | Guard/Forward



MARY BACALIU

15 SR | Guard



KAMERYN KING

21 SR | Guard



IRIS AZCONA

22 FR | Guard



BECCA TOWNES

23 GR | Guard



LEIGHANNA LISTER

25 GR | Forward



BIANCA PENDLETON

32 SO | Forward



AURORA DESHAIES

34 SR | Forward



ALYSSA STEVENSON

44 SR | Forward



DEBBIE BUFF

HC 4th Season



VS



TALE OF THE TAPE

6-5, 3-4.....	OVERALL RECORD	8-6, 4-1
L3.....	CURRENT STREAK	L1
66.5	POINTS PER GAME	69.7
61.4	OPP POINTS PER GAME.....	67.3
+5.2	SCORING MARGIN	+2.4
.446	FIELD GOAL PCT391
.393	OPP FIELD GOAL PCT400
.345	3-POINT FG PCT283
.338	OPP 3-POINT FG PCT306
6.4	3PT MADE/GAME.....	5.9
.616	FREE THROW PCT706
37.7.....	REBOUNDS PER GAME.....	39.1
30.7	OPP. REBOUNDS PER GAME.	42.7
+7.0	REBOUND MARGIN	-3.6
18.1.....	TURNOVERS PER GAME.....	15.6
-0.8.....	TURNOVER MARGIN	+3.6
14.2	ASSISTS PER GAME	15.1
9.5	STEALS PER GAME.....	10.4
1.5	BLOCKS PER GAME	3.3

STATISTICAL LEADERS

SCORING

NEW HAVEN

DeBose	16.8
Deshaias.....	14.1
King	11.4

DOMINICAN

Mills.....	16.2
Suarez.....	11.4
Ndukauba.....	10.4

REBOUNDING

NEW HAVEN

Deshaias.....	10.8
DeBose	4.7

DOMINICAN

Ndukauba.....	6.8
Teklits	5.9

ASSISTS

NEW HAVEN

King	47
DeBose	30

DOMINICAN

Suarez.....	74
Mills.....	69

STEALS

NEW HAVEN

Bacaliu	25
Debose	19

DOMINICAN

Suarez.....	34
Mills/Teklits	19

BLOCKS

NEW HAVEN

Deshaias.....	7
Lister	6

DOMINICAN

Howard	11
Ndukauba.....	8

WHAT'S ON TAP

Looking to break a three-game skid, New Haven heads to Manchester, NH for the first of back-to-back games in the city, first up against Saint Anselm. The Chargers are looking to build on the momentum of their largest offensive output last time out against Dominican with 84 points.

SCOUTING NEW HAVEN

Defense wins games! It has been a yearly goal to hold opponents to a low scoring output and this year is no different as the Chargers enter Saturday limiting their opponents to just 61.4 points per game, seventh best in the NE10. On the flip side, New Haven enters the Saint Anselm game outscoring their opponents by 5.2 points per game as they average 66.5 offensively. In addition, New Haven is second among all NE10 teams with their +7.0 rebound margin. Leading the offensive efforts is graduate guard Camryn DeBose who is averaging 16.8 points per game, third in the NE10, including a career-high 30 points in the season opener against Georgian Court. Her co-captain Aurora Deshaies has both offense and defense on her mind as she is second on the team averaging 14.1 ppg, while one of two players in the NE10 who is averaging a double double as she is pulling down 10.8 rebounds per outing, second best in the NE10. In addition, Deshaies leads all NE10 players and is second in the nation with her 68% shooting percentage (70-of-103) with all of her points coming from inside the three-point arc. Rounding out the leading scorers for the Blue and Gold is senior point guard Kameryn King who is averaging 11.4 ppg, while lead-

ing the team with 47 assists, with her 4.5 assists per game average second best in the conference. Defensively, it is senior guard Marigona Bacaliu who leads the team with 25 steals, while New Haven has 105 on the year and has turned the 190 turnovers they have forced into 182 points, including 25+ in two games, against Bloomfield (29) and Franklin Pierce (28).

SCOUTING SAINT ANSELM

Following a loss last time out against league-leading Assumption, the Hawks stand at 5-8 on the year and 2-7 in the Northeast-10, despite winning the three games previous to meeting Assumption. On paper, the Hawks don't look like a team with a losing record as they are outscoring their opponents by just over one point per game, averaging 61.1 points per contest. In addition, they are also outrebounding their opponents by a slim margin - 37.3 to 36.7 as well as entering Saturday with a better field goal percentage, better three-point field goal percentage and a better percentage at the free throw line than their opponents. Individually, the Hawks are led by Gabby Turco who is one of just two players averaging double figures at 16.1 ppg. Following her is Liv Robles with an 11.7 ppg average, while leading the team with 102 rebounds for an average of 7.8 per game.

SERIES HISTORY VS SAINT ANSELM

- New Haven and Saint Anselm meet for the 27th time in the history of the two programs.
- Saint Anselm holds a 14-12 record in the previous 26 games, including wins in eight of the first 10



- matchups, all prior to New Haven joining the NE10
- New Haven has seen success in the last 10 years of the series, winning eight of the last 14 meetings.
 - The Hawks have seen much of the most recent success, winning the last three matchups, including an 81-43 win last season in Manchester.

LAST TIME THEY MET

Shooting just 27 percent for the game, New Haven was held to a season-low 43 points and suffered its largest margin of defeat in its most recent match-up with the Hawks, 81-43, which also came on Saint Anselm’s home court. In that game, Aurora Deshaies was the only New Haven player in double figures as she finished with 10 points to go along with a team-best seven boards. The Hawks also led the rebounding battle with a 40-32 margin. Following Deshaies in leading the scoring efforts was Charlotte Bassett who came off the bench to drain nine points, shooting 4-of-7 overall.

NEXT TIME OUT

In just three days’ time, New Haven will make its second-straight trip to Manchester, NH as they will next match-up with Southern New Hampshire on Tuesday night with opening tip against the Penmen set for 5:30 p.m. All of the action in the conference battle will be available live on NE10 NOW.

OFFENSIVE EFFICIENCY

Going into the weekend match-up at Saint Anselm, the New Haven women’s basketball team is currently second among all NE10 teams with their 44.6 percent shooting average, connecting on 274-of-615 total attempts. Leading the way individually is senior Aurora Deshaies who leads the NE10 and is second in the nation at 68% (73-of-103). As a team, the 44.6% average is currently 31st in all of NCAA D2. Included among those numbers is 70 three pointers, on 203 attempts, for a 34.5 percent average which is fourth best in the NE10. Currently, Camryn DeBose leads the team with 21 three pointers, but keep an eye on freshman Lindsay Hogan who found her groove against Dominican when she went 7-of-9 from beyond the arc and now provides an efficient option off the bench for the Blue and Gold.

DOUBLING UP

Senior forward, and captain, Aurora Deshaies opened up the season with four straight dou-

ble doubles, averaging 14.8 points and 13.8 rebounds in that stretch. At the time she was the only player in the NE10 to average a double double. In that same stretch, Deshaies was also scoring at a 69% clip, making 27-of-39 field goal attempts, including two games at 70% or better. She is the only Charger to record a double double so far this season, has eight total on the year, four in NE10 play, and currently has 22 for her career.

HOT START

After just one game this season, graduate guard Camryn DeBose has already made a statement in the Northeast-10 Conference, setting a career-high 30 points in the season opener to earn NE10 Player of the Week. DeBose surpassed her previous career-high of 24 points to earn the first 30-plus performance of her career against the Georgian Court Lions on Saturday night. The Welling-ton, Fla. native finished the day shooting 8-of-18 from the field with a three pointer, while impressive at the free throw line where she finished 13-of-14. In addition, DeBose hauled in five rebounds, dished out a pair of assists and picked off three steals.

NATIONAL NUMBERS

Senior forward Aurora Deshaies doesn’t just lead the Northeast-10 Conference in a few categories, she is also Top-10 in the nation in field goal percentage, offensive rebounds per game and double doubles. Heading into the weekend conference game against Saint Anselm, Deshaies is shooting 68.0 percent (70-of-103), with the national leader, Annie Roshak from Ashland shooting 69.1. On the rebounding front, she is currently averaging 10.8 per game, of which 4.5 come on the of-fensive glass, with the national leader (Aniya McDonald-Perry from Saint Rose) pulling down an average of 5.3 offensive boards per game. Finally, she stands second in the NE10 with eight double doubles, which is eighth most in the nation. The national leader, Jami Tham from Tusculum has an impressive 15 total on the year.

UNDER YOUR WATCHFUL EYE

Heading into the New Year, the Chargers remain under the watchful eye of the regional poll voters, earning a spot in the D2SIDA regional poll for the first time under Head Coach Debbie Buff. The poll includes 10 ranked teams and those receiving votes and is voted on by sports information directors representing each of the three conferences in the region. In the week seven poll released

CHARGERS RECORD WHEN...

Overall.....	6-5
Home	4-3
Away	2-2
Neutral	0-0

BY MONTH

November.....	3-2
December.....	3-2
January	0-1
February	0-0
March	0-0

BY DAYS OF THE WEEK

Monday	0-0
Tuesday.....	0-2
Wednesday.....	2-2
Thursday.....	0-0
Friday.....	0-0
Saturday	4-1
Sunday	0-0

CLOSE GAMES

New Haven leads with 5:00 left in game.....	5-0
New Haven trails with 5:00 left in game.....	1-4
Tied with 5:00 left to play.....	0-1
Decided by five points or less.....	1-1
Decided by 6-10 points.....	1-1
Games decided by 11-plus points.....	4-3
Overtime	0-0

OFFENSIVE OUTPUT

New Haven scores less than 50 pts	0-2
New Haven scores 50-59 pts	1-0
New Haven scores 60-69 pts	0-2
New Haven scores 70-79 pts	5-0
New Haven scores 80 or more pts	0-1

DEFENSIVE OUTPUT

Opponent scores less than 50 pts.....	2-0
Opponent scores 50-59 pts	2-2
Opponent scores 60-69 pts	0-0
Opponent scores 70-79 pts.....	2-2
Opponent scores 80 or more pts	0-1

NEW HAVEN FROM THE FIELD

New Haven shoots below 30%	0-0
New Haven shoots 30-40%	1-2
New Haven shoots 40-50%	2-3
New Haven shoots above 50%	3-0
New Haven shoots higher % than opp.....	5-3
New Haven shoots lower % than opp.....	1-2
New Haven shoots same % as opp	0-0

REBOUNDING

Outrebounded opponent	5-2
Outrebounded by opponent.....	1-3
Rebounds are equal.....	0-0

MISCELLANEOUS

Leading at halftime.....	4-1
Trailing at halftime	2-4
Tied at halftime.....	0-0
Has two players or less in double figures	0-2
Has three players in double figures	5-2
Has four or more players in double figures.....	1-1
Commit same or less TO than opp.....	5-1
Commit more TO than opp.	1-4
Games following a win.....	4-2
Games following a loss.....	1-3
Makes more or same 3FGs than opp	5-2
Makes less 3FGs than opp	1-3
Makes more or same FTs than opp	4-1
Makes fewer FTs than opp.....	2-4

CHARGERS BY THE NUMBERS				
10+ POINT GAMES	22-23	NE10	CAREER	
Bacaliu	2	2	3	
DeBose	7	5	55	
Deshaies	10	6	42	
Hogan	1	--	1	
King	6	3	12	
Pendleton	--	--	1	
Stickle	1	1	1	
Van Cleaf	3	2	8	
20+ POINT GAMES	22-23	NE10	CAREER	
DeBose	5	3	9	
Deshaies	1	--	6	
Hogan	1	--	1	
30+ POINT GAMES	22-23	NE10	CAREER	
DeBose	1	--	1	
Deshaies	--	--	1	
10+ REB GAMES	22-23	NE10	CAREER	
DeBose	0	0	2	
Deshaies	8	4	31	
Van Cleaf	0	0	3	
20+ REB GAMES	22-23	NE10	CAREER	
Deshaies	--	--	1	
5+ ASSIST GAMES	22-23	NE10	CAREER	
DeBose	2	1	3	
King	4	2	6	
Van Cleaf	1	1	1	
10+ ASSIST GAMES	22-23	NE10	CAREER	
5+ BLOCK GAMES	22-23	NE10	CAREER	
5+ STEAL GAMES	22-23	NE10	CAREER	
DeBose	--	--	4	
Bacaliu	1	--	1	
DOUBLE-DOUBLE (P/R)	22-23	NE10	CAREER	
Deshaies	8	4	22	
POINTS LEADER	22-23	NE10		
DeBose	4	3		
Deshaies	5	3		
Hogan	1	--		
King	1	1		
Stickle	1	1		
REBOUNDS LEADER	22-23	NE10		
Bacaliu	1	1		
DeBose	1	1		
Deshaies	9	5		
Lister	1	1		
Van Cleaf	1	1		
GAMES STARTED	22-23	CAREER	CONSECUTIVE	
Bacaliu	10	10	--	
DeBose	11	94	94	
Deshaies	11	59	42	
King	10	25	2	
Lister	1	1	1	
Stevenson	0	3	--	
Stickle	1	3	--	
Van Cleaf	11	32	24	

on Monday, Jan. 2, New Haven is 10th and is one of six Northeast-10 teams in the top-10.

THE BEST OF THE BEST

With her 15 first half points against Franklin Pierce on Saturday, December 3, graduate guard Camryn DeBose, and team captain, became the 21st player in New Haven women’s basketball history to score 1,000 points, joining an elite club of Chargers. She is the first player to reach the plateau since Micah Wormack did in 2020. At her current rate of 21.0 ppg, DeBose could quickly climb the all-time scoring list and graduate among the top-10 in program history. With 1,067 points heading into tonight’s game, DeBose stands 18th all-time and needs 48 more points to move up anothe spot.

HELPING HAND

As much as senior guard Kameryn King has scoring the rock on her mind, the Old Saybrook, Conn. native knows that one of her primary rolls this season is to find the open player and set up uncontested shots. She has been doing that job supremely, entering Saturday with 47 assists and is currently second in the NE10 with her 4.5 assists per game average. Among her 47 assists was a career-high nine in a non-conference double OT game vs Dominican.

DEFENSIVE MINDED

Senior guard Marigona Bacaliu came into the season with a defensive mindset, currently leading the team with 25 steals, averaging 2.5 per game. Her 2.5 steals per game is second most in the Northeast-10, while she is fourth overall in total steals.

LAST ONE STANDING

Senior forward Aurora Deshaies was one of just three players in the Northeast-10 last season to average a double double, putting up 12.4 ppg (20th in the NE10) and 11.1 rpg (t-2nd in the NE10). In addition to being just one of three players, she is the only of the three who returns for the 2022-23 season with the graduation of Meg Knollmeyer (SNHU) and Jessica Fressle (SCSU).

FINDING THE TARGET

Senior forward Aurora Deshaies wasn’t just a leader in the scoring and rebounding column last season, the Empire State native also led the Northeast-10 in shooting, connecting on 54.2 percent of her field goal attempts. The post player made a team-high 141 field goals which came on 260 attempts, with all but one of those attempts coming from inside the three-point arc. She also added 29 points at the free throw line. So far this season, Deshaies is again leading all NE10 players, shooting 68.0 percent from the field (70-of-103).

LEADERSHIP DUO

Head coach Debbie Buff recently announced the Chargers two captains for the 2022-23 season with graduate student Camryn Debose and senior Aurora Deshaies earning the distinction. DeBose earns the honor for a consecutive season while Deshaies will serve as captain for the first time in her collegiate career.

NEW FACES OF THE PROGRAM

Head Coach Debbie Buff welcomes four new

	All Games	Home	Away	Neutral	Non-Conf.	Conf. Games	Postseason
RECORD	6-5	4-3	2-2	-	3-1	3-4	-
SCORING	732	477	255	-	313	419	-
Points per game	66.5	68.1	63.8	-	78.3	59.9	-
Scoring margin	+5.2	+9.4	-2.3	-	+11.3	+1.7	-
FIELD GOALS-ATT	274-615	179-398	95-217	-	114-240	160-375	-
Field goal pct	.446	.450	.438	-	.475	.427	-
3 POINT FG-ATT	70-203	46-142	24-61	-	32-78	38-125	-
3-point FG pct	.345	.324	.393	-	.410	.304	-
3-pt FG made per game	6.4	6.6	6.0	-	8.0	5.4	-
FREE THROWS-ATT	114-185	73-113	41-72	-	53-83	61-102	-
Free throw pct	.616	.646	.569	-	.639	.598	-
REBOUNDS	415	265	150	-	147	268	-
Rebounds per game	37.7	37.9	37.5	-	36.8	38.3	-
Rebounding margin	+7.0	+6.7	+7.5	-	+4.3	+8.6	-
ASSISTS	156	107	49	-	73	83	-
Assists per game	14.2	15.3	12.3	-	18.3	11.9	-
TURNOVERS	199	135	64	-	74	125	-
Turnovers per game	18.1	19.3	16.0	-	18.5	17.9	-
Turnover margin	-0.8	+1.0	-4.0	-	+3.3	-3.1	-
Assist/turnover ratio	0.8	0.8	0.8	-	1.0	0.7	-
STEALS	105	79	26	-	50	55	-
Steals per game	9.5	11.3	6.5	-	12.5	7.9	-
BLOCKS	16	8	8	-	10	6	-
Blocks per game	1.5	1.1	2.0	-	2.5	0.9	-

GAME 12: NEW HAVEN AT SAINT ANSELM

faces to the mix in 2022-23 with the addition of a pair of true freshmen and a pair of graduate transfers. One of the transfers is a familiar foe of the Chargers with the addition of Becca Townes who completed her undergrad work at Saint Rose where she averaged 11.0 points and 5.1 rebounds last season. In addition, she was second and ninth in the NE10, respectively, with 2.5 steals and 3.0 assists per game in 2021-22. The second transfer for the Chargers is Leighanna Lister who comes to West Haven after averaging 10.0 ppg and 9.2 rpg last season at Georgian Court, while also swatting 42 blocks. The two true freshmen to don the Blue and Gold this season will be Lindsay Hogan from Bayville, N.Y. and Iris Azcona from Trenton, N.J.

PRESEASON POLL

In a poll of the league's 13 head coaches, the New Haven women's basketball team was selected to finish 10th after finishing the 2021-22 campaign with a 10-16 overall record. 2022 NE10 champion Bentley was selected as the preseason favorite,

earning nine of the 13 possible first place votes.

2022-23 Northeast-10 Women's Basketball Coaches' Poll

- 1. Bentley - 139 (9)
 - 2. Southern Connecticut - 112 (2)
 - 3. Le Moyne -106
 - 4. Pace -105 (1)
 - 5. Southern New Hampshire - 102 (1)
 - 6. Adelphi - 90
 - 7. Saint Anselm - 81
 - 8. Franklin Pierce - 70
 - 9. Assumption - 64
 - 10. New Haven - 54
 - 11. American International - 41
 - 12. Saint Michael's - 26
 - 13. Saint Rose - 21
- (#) indicates first-place votes

BUILDING FOR THE FUTURE

If you haven't visited North Campus recently you haven't seen the construction taking place adjacent to Charger Gymnasium. The site is the future home of the Peterson Performance Center, a state-of-the-art facility that will house strength and conditioning, sports medi-



NORTHEAST-10 CONFERENCE STANDINGS

Through Games of Jan. 4						
	NE10			OVERALL		
	W	L	PCT	W	L	PCT
Assumption	6	1	.857	12	1	.923
So. New Hampshire	6	1	.857	10	2	.833
Bentley	6	1	.857	9	4	.692
So. Connecticut	4	2	.667	9	3	.750
Le Moyne	5	3	.625	10	4	.714
American Int'l	4	3	.571	6	7	.462
New Haven	3	4	.429	6	5	.545
Adelphi	3	4	.429	6	6	.500
Pace	3	4	.429	6	7	.462
Saint Rose	3	4	.429	5	6	.455
Franklin Pierce	2	6	.250	5	9	.357
Saint Anselm	2	7	.222	5	8	.385
Saint Michael's	0	7	.000	1	10	.091

SCORING BREAKDOWN (NEW HAVEN/OPPONENT)

Game	Pts in Paint	Pts off TOs	2nd ch. Pts.	1st Half Pts.	2nd Half Pts.	OT	FT	FB	Starter	Bench
GEORGIAN COURT	38/40	24/16	13/20	35/38	43/33	-/-	26/15	18/3	74/50	4/21
ADELPHI	40/14	21/15	11/2	31/25	44/29	-/-	15/10	12/0	68/38	7/16
BLOOMFIELD	38/20	29/13	20/8	35/14	40/12	-/-	9/6	14/3	46/14	29/21
at Saint Rose	36/18	3/10	8/5	29/36	33/39	-/-	16/9	2/0	60/48	2/27
at American Int'l	32/20	9/24	6/4	32/34	30/37	-/-	11/10	6/5	52/44	10/27
FRANKLIN PIERCE	36/10	28/9	9/9	39/28	40/23	-/-	7/11	14/6	66/46	13/5
at Bridgeport	40/28	15/17	6/11	44/32	32/42	-/-	11/15	4/7	62/40	14/34
at Saint Michael's	18/20	20/8	7/7	28/19	36/16	-/-	10/7	5/0	48/36	7/8
ASSUMPTION	26/26	9/8	8/4	26/20	29/22	-/-	16/5	15/2	53/33	2/9
LE MOYNE	26/20	15/19	11/6	17/30	27/27	-/-	4/12	10/9	31/52	13/5
DOMINICAN	32/42	9/23	2/15	36/31	32/37	16/19	7/10	8/5	50/70	34/17
at Saint Anselm										
at So. New Hampshire										
SO CONNECTICUT										
at Bentley										
PACE										
at Adelphi										
at Franklin Pierce										
SAINT ROSE										
AMERICAN INT'L										
SAINT MICHAEL'S										
at Assumption										
STATEN ISLAND										
at Le Moyne										
SAINT ANSELM										

CLASS SCORING

	Fr.	So.	Jr.	Sr.	Gr.
GEORGIAN COURT	0	0	0	46	32
ADELPHI	0	2	1	44	28
BLOOMFIELD	0	14	0	42	19
at Saint Rose	0	0	0	38	24
at American Int'l	0	0	6	37	19
FRANKLIN PIERCE	0	4	0	49	26
at Bridgeport	0	3	6	53	14
at Saint Michael's	0	0	3	35	17
ASSUMPTION	0	2	13	13	14
LE MOYNE	2	4	0	30	8
DOMINICAN	23	0	9	28	24
at Saint Anselm					
at So New Hampshire					
SO CONNECTICUT					
at Bentley					
PACE					
at Adelphi					
at Franklin Pierce					
SAINT ROSE					
AMERICAN INT'L					
SAINT MICHAEL'S					
at Assumption					
STATEN ISLAND					
at Le Moyne					
SAINT ANSELM					
TOTAL	25	29	38	415	225

GAME 12: NEW HAVEN AT SAINT ANSELM

cine, a new football locker room and meeting space with the ability to be tailored for the many different needs of all 20 varsity Charger athletic teams. The entire facility will measure 7,000 square feet and house 20 Olympic style weightlifting racks and a 60-yard turf agility and conditioning area. Construction is scheduled to be completed during the fall with the building opening for the Spring 2023 semester.

GAME-BY-GAME STARTERS

GAME					
GEORGIAN COURT	Bacaliu	DeBose	Deshaies	King	Van Cleaf
ADELPHI	Bacaliu	DeBose	Deshaies	King	Van Cleaf
BLOOMFIELD	Bacaliu	DeBose	Deshaies	King	Van Cleaf
at Saint Rose	Bacaliu	DeBose	Deshaies	King	Van Cleaf
at American Int'l	Bacaliu	DeBose	Deshaies	King	Van Cleaf
FRANKLIN PIERCE	Bacaliu	DeBose	Deshaies	King	Van Cleaf
at Bridgeport	Bacaliu	DeBose	Deshaies	King	Van Cleaf
at Saint Michael's	Bacaliu	DeBose	Deshaies	King	Van Cleaf
ASSUMPTION	Bacaliu	DeBose	Deshaies	Stickle	Van Cleaf
LE MOYNE	Bacaliu	DeBose	Deshaies	King	Van Cleaf
DOMINICAN	Lister	DeBose	Deshaies	King	Van Cleaf
at Saint Anselm	-	-	-	-	-
at So. New Hampshire	-	-	-	-	-
SO CONNECTICUT	-	-	-	-	-
at Bentley	-	-	-	-	-
PACE	-	-	-	-	-
at Adelphi	-	-	-	-	-
at Franklin Pierce	-	-	-	-	-
SAINT ROSE	-	-	-	-	-
AMERICAN INT'L	-	-	-	-	-
SAINT MICHAEL'S	-	-	-	-	-
at Chestnut Hill	-	-	-	-	-
at Assumption	-	-	-	-	-
STATEN ISLAND	-	-	-	-	-
at Le Moyne	-	-	-	-	-
SAINT ANSELM	-	-	-	-	-

CHARGERS IN THE NE10

TEAM STATS

CATEGORY	RANK	STAT
SCORING OFFENSE	5th	66.5
SCORING DEFENSE	7th	61.4
FG %	2nd	44.6
FG % DEFENSE	8th	39.3
FT %	11th	61.6
3-PT FG %	4th	34.5
3-PT FG % DEFENSE	13th	33.8
ASSISTS/GAME	4th	14.2
TOTAL REBOUNDING	7th	37.7
OFFENSIVE REB.	4th	11.5
DEFENSIVE REB.	7th	26.2
REBOUNDING MARGIN	2nd	7.0
BLOCKED SHOTS/GAME	13th	1.5
STEALS/GAME	3rd	9.5

INDIVIDUAL STATS

PLAYER	RANK	STAT
POINTS PER GAME		
Camryn DeBose	3rd	16.8
Aurora Deshaies	9th	14.1
Kamryn King	20th	11.4
REBOUNDS PER GAME		
Aurora Deshaies	2nd	10.8
ASSISTS PER GAME		
Kameryn King	2nd	4.7
Camryn DeBose	15th	2.7
BLOCKS PER GAME		
Aurora Deshaies	17th	0.6
Leighanna Lister	18th	0.5
STEALS PER GAME		
Marigona Bacaliu	2nd	2.5
Camryn DeBose	8th	1.7
Kameryn King	16th	1.5
Briana Van Cleaf	t-17th	1.4
FIELD GOAL PERCENTAGE		
Aurora Deshaies	1st	68.0
Kameryn King	15th	44.4
3-POINT FG PERCENTAGE		
Camryn DeBose	9th	36.2
3-POINT FG MADE		
Camryn DeBose	9th	21
FREE THROW %		
Camryn DeBose	9th	75.5
Kameryn King	10th	72.7

SEASON RECORDS

POINTS

1. Joy Jeter.....	648.....	1988-89
2. Joy Jeter.....	577.....	1985-86
3. Aquillin Hayes.....	576.....	2014-15
Ashley Hilton.....	576.....	2006-07
5. Charlene Taylor.....	557.....	1988-89
6. Joy Jeter.....	556.....	1987-88
7. Jennifer Davis.....	540.....	1995-96
8. Niketa Harris.....	534.....	2001-02
9. Debbie Moore.....	533.....	1992-93
10. Briana Bradford.....	527.....	2015-16

POINTS PER GAME (MIN. 20 GAMES)

1. Joy Jeter.....	20.6.....	1985-86
2. Niketa Harris.....	20.5.....	2001-02
3. Joy Jeter.....	20.3.....	1988-89
4. Debbie Moore.....	19.7.....	1992-93
5. Jennifer Davis.....	19.3.....	1995-96
6. Briana Bradford.....	18.8.....	2015-16
7. Aquillin Hayes.....	18.6.....	2014-15
Ashley Hilton.....	18.6.....	2006-07
9. Debbie Moore.....	18.0.....	1991-92
10. Charlene Taylor.....	17.4.....	1988-89

FIELD GOALS

1. Joy Jeter.....	231.....	1988-89
2. Aquillin Hayes.....	230.....	2014-15
3. Jennifer Davis.....	228.....	1995-96
4. Charlene Taylor.....	225.....	1988-89
5. Joy Jeter.....	219.....	1985-86
6. Ashley Hilton.....	216.....	2006-07
7. Joy Jeter.....	211.....	1986-87
8. Niketa Harris.....	209.....	2001-02
9. Joy Jeter.....	208.....	1987-88
10. Debbie Moore.....	204.....	1992-93

FIELD GOAL PERCENTAGE (MIN. 100 ATTEMPTS)

1. Shannon Driscoll (74-122)....	.607.....	1991-92
2. Amanda Freeman (128-216).....	.593.....	2004-05
3. Cathy Pavell (165-282).....	.585.....	1982-83
4. Aurora Deshaies (130-230) ..	.565.....	2019-20
5. Nyree Frazier (69-125).....	.552.....	2004-05
6. Phoenicia Wright (73-136) ..	.537.....	1998-99
7. Nikki Carroll (93-175).....	.531.....	2008-09
8. Katia Oge (62-115).....	.529.....	2018-19
9. Nicole Myrick (114-216).....	.528.....	1994-95
10. Micah Wormack (152-281).....	.527.....	2018-19

THREE-POINT FIELD GOALS MADE

1. Becky Snow.....	63.....	1999-00
2. Becky Snow.....	59.....	1997-98
3. Becky Snow.....	57.....	1996-97
4. Becky Snow.....	56.....	1998-99
5. Briana Bradford.....	53.....	2015-16
6. Anh-Dao Tran.....	52.....	2012-13
7. Dominique Stellmacher.....	48.....	2009-10
8. Audrey Cunningham.....	47.....	2010-11
9. Keri-Anne Jetter.....	45.....	2006-07
10. Lauren Hood.....	43.....	2005-06

THREE-POINT FIELD GOAL PERCENTAGE (min. 25 made)

1. Briana Rende (26-60).....	.433.....	2005-06
2. Anh-Dao Tran (37-88).....	.420.....	2010-11
3. Karen Hill (27-67).....	.403.....	1987-88
4. Bria Moore (32-80).....	.400.....	2011-12
Ashley Hilton (26-65).....	.400.....	2005-06
Kia Nealy (32-80).....	.400.....	2002-03
7. Ashley Hilton (27-68).....	.397.....	2006-07
8. Bria Moore (28-71).....	.394.....	2013-14
9. Brie Pergola (33-86).....	.384.....	2019-20
10. Nikita Reddy (35-93).....	.376.....	2012-13

FREE THROWS

1. Joy Jeter.....	185.....	1988-89
2. Christine Huber.....	140.....	1998-99
Joy Jeter.....	140.....	1987-88
4. Joy Jeter.....	139.....	1985-86
5. Briana Bradford.....	134.....	2015-16
6. Ashley Hilton.....	117.....	2006-07
7. Niketa Harris.....	116.....	2001-02
8. Aquillin Hayes.....	115.....	2014-15
9. Alexandria Kerr.....	114.....	2018-19
Lauren Hood.....	114.....	2008-09

FREE THROW PERCENTAGE (MIN. 50 MADE)

1. Anh-Dao Tran (62-69).....	.899.....	2011-12
2. Brie Pergola (58-66).....	.879.....	2019-20
3. Cathy Pavell (76-87).....	.874.....	1982-83
4. Lauren Hebert (92-107).....	.860.....	2015-16
5. Anh-Dao Tran (68-81).....	.840.....	2012-13
6. Kyle Verrett (53-64).....	.828.....	2000-01
Karen Hill (53-64).....	.828.....	1986-87
8. Briana Rende (84-102).....	.824.....	2007-08
9. Briana Bradford (93-113).....	.823.....	2013-14
10. Bria Moore (69-84).....	.821.....	2011-12

REBOUNDS

1. Joy Jeter.....	429.....	1988-89
2. Joy Jeter.....	378.....	1985-86
3. Joy Jeter.....	376.....	1987-88
4. Tiesha Grace.....	362.....	1995-96
5. Cathy Pavell.....	319.....	1982-83
6. Joy Jeter.....	312.....	1986-87
7. Tiesha Grace.....	301.....	1994-95
8. Maria Magoulas.....	295.....	1980-81
9. Aquillin Hayes.....	291.....	2014-15
10. Arlevia Samuel.....	287.....	1992-93

ASSISTS

1. Moe Stevens.....	176.....	1995-96
2. Charlene Taylor.....	175.....	1987-88
3. Helin Marte.....	174.....	2009-10
4. Charlene Taylor.....	171.....	1986-87
5. Moe Stevens.....	169.....	1994-95
6. Kristy Conyers.....	165.....	1999-00
7. Charlene Taylor.....	162.....	1988-89
8. Helin Marte.....	152.....	2008-09
9. Cathy Alston.....	151.....	1981-82
10. Helin Marte.....	137.....	2007-08
Carolyn Bell.....	137.....	1986-87

BLOCKED SHOTS

1. Joy Jeter.....	81.....	1988-89
2. Joy Jeter.....	62.....	1987-88
3. Arrette Harvey.....	59.....	1989-90
4. Joy Jeter.....	56.....	1986-87
5. Sonja Beamon.....	54.....	1986-87
6. Joy Jeter.....	47.....	1985-86
7. Micah Wormack.....	45.....	2016-17
8. Micah Wormack.....	43.....	2019-20
9. Jill Baranger.....	42.....	2009-10
10. Mary Doherty.....	41.....	1984-85

STEALS

1. Debbie Moore.....	138.....	1992-93
2. Charlene Taylor.....	134.....	1987-88
3. Charlene Taylor.....	100.....	1988-89
4. Charlene Taylor.....	96.....	1985-86
5. Kristy Conyers.....	93.....	1998-99
6. Alexandria Kerr.....	91.....	2018-19
Kristy Conyers.....	91.....	1999-00
8. Charlene Taylor.....	89.....	1986-87
9. Moe Stevens.....	87.....	1993-94
10. Carolyn Bell.....	82.....	1986-87
Debbie Moore.....	82.....	1991-92
Cathy Alston.....	82.....	1983-84

CAREER RECORDS

SCORING (1,000 POINT CLUB)

1.	Joy Jeter	2,299	1985-89
2.	Charlene Taylor	1,851	1985-89
3.	Niketa Harris	1,673	1998-02
4.	Debbie Moore	1,667	1989-93
5.	Ashley Hilton	1,637	2003-07
6.	Jennifer Davis	1,622	1992-96
7.	Becky Snow	1,551	1996-00
8.	Briana Bradford	1,545	2012-16
9.	Alexandria Kerr	1,500	2015-19
10.	Christine Huber	1,453	1996-00
11.	Aquillin Hayes	1,392	2011-15
12.	Lauren Hood	1,366	2005-09
13.	Tiesha Grace	1,347	1994-98
14.	Cathy Alston	1,310	1980-84
15.	Bria Moore	1,245	2011-15
16.	Sonja Beamon	1,208	1983-87
17.	Nikki (Tierney) Devaney	1,133	1990-94
18.	Tristan Jackson	1,114	2003-07
19.	Camryn DeBose	1,067	2018-Pres.
20.	Arnetha Eaddy	1,062	1981-85
21.	Micah Wormack	1,022	2016-20

FIELD GOALS

1.	Joy Jeter	869	1985-89
2.	Charlene Taylor	782	1985-89
3.	Jennifer Davis	719	1992-96
4.	Debbie Moore	637	1989-93
5.	Niketa Harris	632	1998-02
6.	Ashley Hilton	594	2003-07
7.	Aquillin Hayes	559	2011-15
8.	Becky Snow	549	1996-00
9.	Christine Huber	544	1996-00
10.	Tiesha Grace	541	1994-98

FIELD GOAL PERCENTAGE (MIN. 200 MADE)

1.	Amanda Freeman (351-674)	.521	2002-06
2.	Nicole Myrick (277-551)	.503	1993-96
3.	Joy Jeter (869-1788)	.486	1985-89
4.	Micah Wormack (432-896)	.482	2016-20
5.	Niketa Harris (632-1319)	.479	1998-02
6.	Ashley Hilton (594-1259)	.472	2003-07
7.	Dana Hodges (255-543)	.470	1981-85
8.	Aquillin Hayes (559-1195)	.468	2011-15
9.	Phoenicia Wright (326-700)	.466	1998-02
10.	Tristan Jackson (423-929)	.455	2003-07
11.	Jill Angotta (354-779)	.454	2000-04

THREE-POINT FIELD GOALS

1.	Becky Snow	235	1996-00
2.	Briana Bradford	164	2012-16
3.	Briana Rende	140	2005-09
4.	Anh-Dao Tran	130	2010-13
5.	Jennifer Shoemaker	126	2003-07
6.	Audrey Cunningham	102	2010-12, 13-14
7.	Lauren Hood	100	2005-09
	Bria Moore	100	2011-15
9.	Elizabeth Cruso	96	2011-15
10.	Nikki (Tierney) Devaney	95	1990-94

THREE-POINT FIELD GOAL PERCENTAGE (MIN. 50 MADE)

1.	Kia Nealy (53-139)	.381	2002-04
2.	Briana Rende (140-390)	.359	2005-09
3.	Anh-Dao Tran (130-370)	.351	2010-13
4.	Ashley Hilton (72-205)	.351	2003-07
5.	Becky Snow (235-682)	.345	1996-00
6.	Cori Harrington (78-227)	.344	1998-02
7.	Charlene Taylor (55-164)	.335	1985-89
8.	Lauren Hood (100-300)	.333	2005-09
9.	Bria Moore (100-308)	.325	2011-15
10.	Elizabeth Cruso (96-296)	.324	2011-15

FREE THROWS

1.	Joy Jeter	560	1985-89
2.	Niketa Harris	409	1998-02
3.	Briana Bradford	401	2012-16
4.	Ashley Hilton	377	2003-07
5.	Christine Huber	365	1996-00
6.	Alexandria Kerr	346	2015-19
6.	Lauren Hood	346	2005-09
8.	Debbie Moore	325	1989-93
9.	Bria Moore	285	2011-15
10.	Nikki (Tierney) Devaney	282	1990-94

FREE THROW PERCENTAGE (MIN. 150 MADE)

1.	Anh-Dao Tran (170-204)	.833	2010-13
2.	Brie Pergola (205-255)	.804	2017-22
3.	Karen Hill (164-211)	.777	1984-88
4.	Briana Bradford (401-526)	.762	2012-16
5.	Briana Rende (260-342)	.760	2005-09
6.	Becky Snow (218-288)	.757	1996-00
7.	Bria Moore (285-377)	.756	2011-15
8.	Lauren Hood (346-460)	.752	2005-09
9.	Lauren Hebert (233-310)	.752	2012-16
10.	Tristan Jackson (264-352)	.750	2003-07
11.	Adelina Gentry (238-323)	.737	2002-06

REBOUNDING

1.	Joy Jeter	1,486	1985-89
2.	Tiesha Grace	1,047	1994-98
3.	Phoenicia Wright	1,006	1998-02
4.	Aquillin Hayes	945	2011-15
5.	Sonja Beamon	901	1983-87
6.	Tristan Jackson	824	2003-07
7.	Debbie Moore	817	1989-93
8.	Alexandria Kerr	814	2015-19
9.	Ashley Hilton	810	2003-07
10.	Niketa Harris	785	1998-02

ASSISTS

1.	Charlene Taylor	603	1985-89
2.	Moe Stevens	539	1992-96
3.	Helin Marte	503	2006-10
4.	Kristy Conyers	482	1996-00
5.	Cathy Alston	451	1980-84
6.	Carolyn Bell	372	1983-87
7.	Briana Rende	368	2005-09
8.	Nikki (Tierney) Devaney	360	1990-94
9.	Debbie Moore	314	1989-93
10.	Anh-Dao Tran	303	2010-13

BLOCKED SHOTS

1.	Joy Jeter	246	1985-89
2.	Micah Wormack	136	2016-20
3.	Aquillin Hayes	134	2011-15
4.	Katia Oge	101	2015-19
5.	Mary Doherty	92	1981-85
6.	Sonja Beamon	91	1983-87
7.	Arrette Harvey	85	1989-91
8.	Rykema Stone	83	2011-15
9.	Arlevia Samuel	73	1991-95
10.	Ashley Hilton	72	2003-07

STEALS

1.	Charlene Taylor	419	1985-89
2.	Debbie Moore	379	1989-93
3.	Kristy Conyers	316	1996-00
4.	Moe Stevens	298	1992-96
5.	Carolyn Bell	281	1983-87
6.	Nikki (Tierney) Devaney	278	1990-94
7.	Cathy Alston	251	1980-84
8.	Helin Marte	238	2006-10
9.	Jennifer Davis	237	1992-96
10.	Joy Jeter	221	1985-89

GAMES PLAYED

1.	Joy Jeter	122	1985-89
	Charlene Taylor	122	1985-89
3.	Ashley Hilton	119	2003-07
4.	Sonja Beamon	117	1983-87
	Adelina Gentry	117	2002-06
	Lauren Hood	117	2005-09
7.	Briana Rende	116	2005-09
8.	Alanna Zahora	115	2003-07
	Lauren Hebert	115	2012-16
10.	Helin Marte	114	2006-10
	Carolyn Bell	114	1983-87

THE LAST TIME

THE LAST TIME A NEW HAVEN STUDENT-ATHLETE...

Scored 20-29 points.....	Lindsay Hogan (23), Camryn DeBose (22) vs Dominican, 01/04/23
Scored 30-39 points.....	Cam DeBose (30) vs Georgian Court, 11/12/22
Made 10+ field goals.....	Aurora Deshaies (13) at Franklin Pierce, 2/21/22
Made 10+ free throws.....	Camryn DeBose (13-14) vs Georgian Court, 11/12/22
Made 5+ three-pointers.....	Lindsay Hogan (7) vs Dominican, 01/04/23
Had 10-14 rebounds.....	Aurora Deshaies (10) vs Dominican, 01/04/23
Had 15-19 rebounds.....	Aurora Deshaies (15) vs Saint Rose, 11/22/22
Had 20 rebounds.....	Aurora Deshaies (21) at Adelphi, 2/18/22
Had 5+ assists.....	Kameryn King (9) vs Dominican, 01/04/23
Had 10+ assists.....	Luzdali Ocasio (10) at Chestnut Hill, 12/11/19
Had 5+ blocks.....	Micah Wormack (5) vs. Le Moyne, 11/23/19
Had 5+ steals.....	Marigona Bacaliu (5) vs. Bloomfield, 11/19/22
Had a double-double.....	Aurora Deshaies (14 points, 10 rebounds) vs Dominican, 01/04/23
Had consecutive double-doubles.....	Aurora Deshaies (4) vs Georgian Court, vs Adelphi, vs Bloomfield, at Saint Rose 11/12-22/22
Led team in points, rebounds and assists.....	Aurora Deshaies (14 points, 15 rebounds, 4 assists) vs. Bloomfield, 11/19/22
Scored in the final 10 seconds to win.....	Aurora Deshaies (2-point buzzer beater to win 76-74) vs. Georgian Court, 11/14/21

THE LAST TIME A NEW HAVEN TEAM...

Scored 70-79 points.....	vs Dominican (L, 84-87 2OT), 01/04/23
Scored 80-89 points.....	vs Dominican (L, 84-87 2OT), 01/04/23
Scored 90-99 points.....	vs. Post, (W, 91-60), 12/31/17
Scored 100 points.....	vs. Mercy (W, 103-81), 12/01/07
Allowed 50 points or fewer.....	at Saint Michael's (W, 55-44), 12/11/22
Allowed 40 points or fewer.....	vs. Bloomfield (W, 75-36), 11/19/22
Won by 20-29 points.....	vs. Franklin Pierce (W, 79-51), 12/03/22
Won by 30-39 points.....	vs. Bloomfield (W, 75-36), 11/19/22
Won by 40 points.....	vs. Le Moyne (95-52), 02/16/13
Had 50 rebounds.....	at College of Staten Island (51), 11/17/21
Shot 50 percent or better from the field.....	at Bridgeport (50.0%), 12/07/22
Shot 50 percent or better from three-point range (min. 10 attempts).....	at Bridgeport (53.8%), 12/07/22
Shot 90 percent or better from the free throw line (min. 10 attempts).....	vs. Saint Rose (90.9 percent, 20-22), 12/07/19
Made more three-point than two-point field goals.....	vs. No. 10 Holy Family (13 three-pointers, 12 two-pointers), 11/15/08
Had 20 assists.....	vs Dominican (21), 01/04/23
Had 20 steals.....	vs. Mercy (20), 12/01/07
Had 4 players in double figures.....	vs Dominican (Hogan 23, DeBose 22, Deshaies 14, King 12), 01/04/23
Had 5 players in double figures.....	vs. Bloomfield (Deshaies 12, DeBose 12, Wormack 10, White 10, Ocasio 10), 11/20/19
Had all 5 starters in double figures.....	vs. UPR-Bayamon (Kerr 19, Pergola 16, Wormack 13, Cubbage 11, DeBose 10), 11/21/18
Had 2 players with 10+ rebounds.....	vs. Saint Rose (Deshaies 12, Van Cleaf 11), 2/08/22
Had 2 players record a double-double.....	at Chestnut Hill (Wormack 15 pts/10 reb; Deshaies 15 pts/10 reb), 12/11/19
Won in overtime.....	72-64 at College of Staten Island, 11/17/21
Lost in overtime.....	84-87 (2 OT) vs Dominican, 01/04/23
Scored 80 points or more and lost.....	vs. Dominican (84-87 2OT), 01/04/23
Allowed 50 points or fewer and lost.....	at Le Moyne (42-28), 03/07/19
Played a nationally-ranked opponent.....	vs. No. 10 Adelphi, 02/22/20
Defeated a nationally-ranked opponent.....	vs. No. 19 Bentley (53-40), 01/14/20

BOLD DENOTES 2022-23 OCCURENCE



DEBBIE BUFF

HEAD COACH
SECOND SEASON
CORTLAND

Debbie Buff enter her fourth season at the helm of the Blue and Gold in 2022-23, coming to New Haven prior to the 2018-19 campaign following a seven-year stint at Wheeling Jesuit University (Wheeling, W.V.), which included back-to-back Mountain East Conference Championships and NCAA Division II tournament appearances.

Buff (46-37, .554) has led the Blue and Gold to an appearance in the Northeast-10 Conference tournament in each of her three seasons, which includes back-to-back 18-win campaigns in each of her first two seasons.

After returning from the CoVID-19 shutdown, Buff led the Chargers to a 10-16 overall record led by senior Camryn DeBose and junior Aurora DeShaies who combined to averaged over 25 points per game. DeBose also capped off the season as one of three Chargers who were named to the NE10 Academic All-Conference Teams following the winter seasons.

During her second season in 2019-20, Buff led the Chargers to an 18-9 record. New Haven finished the season ninth in the nation in Division II in scoring defense, holding opponents to just 53.7 points per game. NE10 All-Rookie selection Aurora Deshaies led the conference in field goal pct. (.565), senior Micah Wormack earned Second Team All-NE10 honors, and DeBose was named to the Northeast-10 All-Academic Team.

In her first campaign with the Chargers in 2018-19, Buff led New Haven to an 18-12 record, an improvement of six wins over the season prior to her arrival. The season culminated with a trip to the NE10 semifinals for the first time since 2016 following a road victory over Stonehill in the NE10 quarterfinals. Buff also helped mentor Alexandria Kerr, a First Team All-NE10 honoree and three-time CoSIDA First Team Academic All-District selection.

Prior to New Haven, Buff took over the Wheeling Jesuit program in 2011 and in five years led her first full recruiting class to the first of back-to-back Mountain East Conference Championships in 2015-16. The Cardinals finished that season with a 27-6 overall record, which tied the school record for most victories in a single season.

The Cardinals followed that up with a second-straight 25-win season, Mountain East Championship and subsequent trip to the NCAA Division II regional championship. Over her seven years in West Virginia, Buff collected a 111-93

overall record for a .544 winning percentage. Over her seven years, the Cardinals finished with a plus-.500 record on four occasions.

Prior to Wheeling Jesuit, Buff spent two seasons at Endicott College where she led the Gulls to the most wins in school history with a 23-6 record in 2008-09 and an appearance in the championship game of the Commonwealth Coast Conference. In her two seasons at Endicott, she compiled an overall record of 42-14.

Her first stint as a head coach came at the Rochester Institute of Technology where her five-plus year career was highlighted by Empire 8 Coach of the Year accolades in 2006-07 when she led the Tigers to the most victories in the history of the RIT women's basketball program and the program's first ever appearance in the Empire 8 and ECAC Championships.

Prior to her collegiate head coaching career, Buff served as an assistant coach and recruiting coordinator at fellow Northeast-10 opponent College of Saint Rose where she helped lead the Golden Knights to the 2000 NCAA Division II Northeast Region Championship, a 34-1 record and a national ranking as high as No. 1 in the country.

Previous to joining a college program, Buff spent 14 years as the head coach at Bishop Maginn High School in Albany. In her time there, she recorded 203 wins and 57 losses while capturing five Big 10 Conference Championships, a Section II title, a regional title and a New York State Class A title. A Hall of Famer at Bishop Maginn, Buff was named the New York State Coach of the Year following the team's 1996 state title run.

A graduate from the State University of New York College at Cortland with a Bachelor of Science degree in physical education, she also holds a Master's Degree in health education from Russell Sage College. During her time at Cortland, she competed three years for the women's basketball team before turning her attention to training for the Skylon International Marathon in New York. In addition to Skylon, Buff has competed in seven triathlons, most notably the Lake Placid Olympic Tour triathlon.

Outside of her coaching and triathlon experiences, Buff has donated countless hours of volunteer time with the Alzheimer's Association and the Make A Wish foundation, both causes near and dear to her heart.

THE BUFF FILE

University of New Haven
Head Coach (2018-Present)

Wheeling Jesuit University
Head Coach (2011-2018)

Endicott College
Head Coach (2008-10)

Rochester Institute of Technology
Head Coach (2002-08)

College of Saint Rose
Assistant Coach

Bishop Maginn High School
Head Coach

BUFF YEAR-BY-YEAR
HEAD COACHING RECORDS

2002-03 (RIT)	7-18 Overall, 3-11 Empire 8
2003-04 (RIT)	10-15 Overall, 5-9 Empire 8
2004-05 (RIT)	8-17 Overall, 4-18 Empire 8
2005-06 (RIT)	6-18 Overall, 3-11 Empire 8
2006-07 (RIT)	15-12 Overall, 8-6 Empire 8
2007-08 (RIT)	5-3 Overall, 2-2 Empire 8
2008-09 (EC)	23-6 Overall, 12-1 CCC
2009-10 (EC)	19-8 Overall, 11-2 CCC
2011-12 (WJU)	5-22 Overall, 2-20 WVIAC
2012-13 (WJU)	8-19 Overall, 5-17 WVIAC
2013-14 (WJU)	15-13 Overall, 11-10 MEC
2014-15 (WJU)	19-9 Overall, 15-7 MEC
2015-16 (WJU)	27-6 Overall, 18-4 MEC
2016-17 (WJU)	25-7 Overall, 15-5 MEC
2017-18 (WJU)	12-17, 10-12 MEC
2018-19 (UNH)	18-11 Overall, 10-10 NE10
2019-20 (UNH)	18-9 Overall, 12-7 NE10
2021-22 (UNH)	10-15 Overall, 5-14 NE10
2022-23 (UNH)	6-5 Overall, 3-3 NE10
Overall Record	256-232 (.524)
NE10 Record	30-34 (.469)



BUFF ALL-TIME VS. OPPONENTS

Adelphi.....	0-6
American International	5-2
Assumption	1-3
Bentley	1-3
Bloomfield.....	4-0
Bloomsburg.....	0-0
Bridgeport.....	3-0
Chestnut Hill.....	1-1
Central Oklahoma	0-1
College of Staten Island	2-0
Dominican.....	2-1
Franklin Pierce	3-1
Georgian Court	2-0
Goldey-Beacom.....	2-0

Le Moyne.....	3-6 Overall, 2-5 New Haven
Merrimack	0-1
Nyack	1-0
Pace	2-4
Post	1-0
Puerto Rico - Bayamon	1-0
Saint Anselm	1-3
Saint Michael's.....	4-0
Saint Rose.....	4-3
Saint Thomas Aquinas	1-1
So. Connecticut State.....	5-1
So. New Hampshire	1-2
Stonehill.....	1-3
Upper Iowa	1-0

PLAYER CAREER/SEASON STATS



GABRIELLE STICKLE

1

GUARD

JUNIOR | 5-6

SYRACUSE, N.Y. | JAMESVILLE-DEWITT

SINGLE-GAME SEASON HIGHS

Points: 13, vs Assumption (12/13/22)
Rebounds: 6, vs Dominican (1/4/23)
Assists: 2, 2x - last at Bridgeport (12/7/22)
Steals: 2, 2x - last vs Assumption (12/13/22)
Blocks:
FG made: 5, vs Assumption (12/13/22)
FG attempts: 10, vs Assumption (12/13/22)
3FG made: 3, 2x - last vs Dominican (1/4/23)
3FG attempts: 7, vs Dominican (1/4/23)
FT made: 1, 2x - last at American International (11/30/22)
FT attempts: 2, 4x - last at Saint Michael's (12/11/22)

SINGLE-GAME CAREER HIGHS

Points: 13, vs Assumption (12/13/22)
Rebounds: 6, vs Dominican (1/4/23)
Assists: 3, vs Saint Michael's (1/27/22)
Steals: 2, 4x - last vs Assumption (12/13/22)
Blocks:
FG made: 5, vs Assumption (12/13/22)
FG attempts: 10, vs Assumption (12/13/22)
3FG made: 3, 2x - last vs Dominican (1/4/23)
3FG attempts: 7, vs Dominican (1/4/23)
FT made: 2, vs Georgian Court (11/14/21)
FT attempts: 2, 8x - last at Saint Michael's (12/11/22))

CAREER STATISTICS

Year	GP	GS	Min	Avg	Total			3-Point			F-Throw			Rebounds										Pts	Avg
					FG	FGA	Pct	FG	FGA	Pct	FT	FTA	Pct	Off	Def	Tot	Avg	PF	FO	Ast	TO	Blk	Stl	Pts	Avg
2021-22	21	2	220	10.5	14	53	.264	7	29	.241	5	9	.556	1	11	15	0.7	17	0	12	11	0	9	40	1.9
2022-23	11	1	161	14.6	13	40	.325	10	25	.400	2	8	.250	6	16	22	2.0	4	0	8	9	0	6	38	3.5
TOTAL	32	3	381	11.9	27	93	.290	17	54	.315	7	17	.412	10	27	37	1.2	21	0	20	20	0	15	78	2.4



BRIANNA DIAZ

2

GUARD

SENIOR | 5-6

BRONX, N.Y. | CARDINAL-SPELLMAN

SINGLE-GAME SEASON HIGHS

Points: 5, vs Franklin Pierce (12/3/22)
Rebounds:
Assists:
Steals:
Blocks:
FG made: 1, 2x - last vs Franklin Pierce (12/3/22)
FG attempts: 2, vs Bloomfield (11/19/22)
3FG made: 1, 2x - last vs Franklin Pierce (12/3/22)
3FG attempts: 2, vs Bloomfield (11/19/22)
FT made: 2, vs Franklin Pierce (12/3/22)
FT attempts: 2, vs Franklin Pierce (12/3/22)

SINGLE-GAME CAREER HIGHS

Points: 5, vs Franklin Pierce (12/3/22)
Rebounds: 1, 3x - last at Pace (2/2/22)
Assists: 1, vs Pace (11/23/21)
Steals:
Blocks:
FG made: 1, 2x - last vs Franklin Pierce (12/3/22)
FG attempts: 2, vs Bloomfield (11/19/22)
3FG made: 1, 2x - last vs Franklin Pierce (12/3/22)
3FG attempts: 2, vs Bloomfield (11/19/22)
FT made: 2, vs Franklin Pierce (12/3/22)
FT attempts: 2, vs Franklin Pierce (12/3/22)

CAREER STATISTICS

					-----Total-----			-----3-Point-----			-----F-Throw-----			-----Rebounds-----											
Year	GP	GS	Min	Avg	FG	FGA	Pct	FG	FGA	Pct	FT	FTA	Pct	Off	Def	Tot	Avg	PF	FO	Ast	TO	Blk	Stl	Pts	Avg
2019-20	4	0	4	1.0	1	2	.500	1	2	.500	0	0	.000	0	2	2	0.5	1	0	0	0	0	0	3	0.8
2021-22	5	0	3	0.7	2	4	.500	2	3	.667	0	0	.000	0	1	1	0.2	0	0	1	0	0	0	6	1.2
2022-23	4	0	9	2.2	2	3	.667	52	3	.667	2	2	1.000	0	0	0	0.0	1	0	0	0	0	0	8	2.0
TOTAL	13	0	16	1.2	5	9	.556	5	8	.625	2	2	1.000	0	3	3	0.2	2	0	1	0	0	0	17	1.3

PLAYER CAREER/SEASON STATS



ALIYAH WRIGHT

3

GUARD

SENIOR | 5-4

ALBANY, N.Y. | COLONIE-CENTRAL

SINGLE-GAME SEASON HIGHS

Points: 5, vs Bloomfield (11/19/22)
Rebounds: 1, vs Bloomfield (11/19/22)
Assists: 3, vs Le Moyne (12/31/22)
Steals:
Blocks:
FG made: 2, vs Bloomfield (11/19/22)
FG attempts: 4, vs Le Moyne (12/31/22)
3FG made: 1, 2x - last vs Le Moyne (12/31/22)
3FG attempts: 4, vs Le Moyne (12/31/22)
FT made:
FT attempts: 1, vs Franklin Pierce (12/3/22)

SINGLE-GAME CAREER HIGHS

Points: 5, vs Bloomfield (11/19/22)
Rebounds: 2, 2x - last at Le Moyne (2/8/20)
Assists: 4, vs Staten Island (11/9/19)
Steals: 1, 3x - last at Stonehill (1/18/20)
Blocks:
FG made: 2, vs Bloomfield (11/19/22)
FG attempts: 4, vs Le Moyne (12/31/22)
3FG made: 1, 2x - last vs Le Moyne (12/31/22)
3FG attempts: 4, vs Le Moyne (12/31/22)
FT made: 3, at Le Moyne (2/8/20)
FT attempts: 4, at Le Moyne (2/8/20)

CAREER STATISTICS

					-----Total-----			-----3-Point-----			----F-Throw-----			-----Rebounds-----													
Year	GP	GS	Min	Avg	FG	FGA	Pct	FG	FGA	Pct	FT	FTA	Pct	Off	Def	Tot	Avg	PF	FO	Ast	TO	Blk	Stl	Pts	Avg		
2019-20	22	0	125	5.7	3	19	.158	0	7	.00	9	10	.900	1	11	12	0.5	12	0	17	17	0	3	15	0.7		
2022-23	7	0	46	6.6	3	8	.375	2	7	.286	0	2	.000	1	0	1	0.1	4	0	6	7	0	0	8	1.1		
TOTAL	29	0	171	5.9	6	27	.222	2	14	.143	9	12	.750	2	11	13	0.4	16	0	23	24	0	3	23	0.8		



CHARLOTTE BASSETT

5

GUARD

SOPHOMORE | 5-6

GLASTONBURY, CONN. | GLASTONBURY

SINGLE-GAME SEASON HIGHS

Points: 7, vs Bloomfield (11/19/22)
Rebounds: 2, vs Bloomfield (11/19/22)
Assists: 1, 2x - last at Bridgeport (12/7/22)
Steals: 1, vs Bloomfield (11/19/22)
Blocks:
FG made: 3, vs Bloomfield (11/19/22)
FG attempts: 4, vs Bloomfield (11/19/22)
3FG made: 1, 2x - last at Bridgeport (12/7/22)
3FG attempts: 1, 4x - last vs Dominican (1/4/23)
FT made:
FT attempts:

SINGLE-GAME CAREER HIGHS

Points: 9, at Saint Anselm (1/19/22)
Rebounds: 3, vs Stonehill (1/15/22)
Assists: 3, vs Adelphi (1/17/22)
Steals: 1, vs Bloomfield (11/19/22)
Blocks: 1, vs Adelphi (1/17/22)
FG made: 4, at Saint Anselm (1/19/22)
FG attempts: 7, at Saint Anselm (1/19/22)
3FG made: 1, 4x - last at Bridgeport (12/7/22)
3FG attempts: 4, at Saint Anselm (1/19/22)
FT made:
FT attempts: 2, at Bentley (2/25/22)

CAREER STATISTICS

					-----Total-----			-----3-Point-----			-----F-Throw-----			-----Rebounds-----													
Year	GP	GS	Min	Avg	FG	FGA	Pct	FG	FGA	Pct	FT	FTA	Pct	Off	Def	Tot	Avg	PF	FO	Ast	TO	Blk	Stl	Pts	Avg		
2021-22	12	0	71	5.9	8	23	.348	2	10	.200	0	2	.000	2	8	10	0.8	8	0	3	8	1	0	18	1.5		
2022-23	8	0	43	5.4	5	10	.500	2	4	.500	0	0	.000	1	5	6	0.8	8	0	2	3	0	3	12	1.5		
TOTAL	20	0	114	5.7	13	33	.394	4	14	.286	0	2	.000	3	13	16	0.8	16	0	5	11	1	3	30	1.5		

PLAYER CAREER/SEASON STATS



AZURE RILEY

10

FORWARD

JUNIOR | 5-9

WINDSOR, CONN. | WINDSOR

SINGLE-GAME SEASON HIGHS

Points:
Rebounds:
Assists:
Steals:
Blocks:
FG made:
FG attempts:
3FG made:
3FG attempts:
FT made:
FT attempts:

SINGLE-GAME CAREER HIGHS

Points: 2, 2x - last at Le Moyne (11/20/21)
Rebounds: 6, at Staten Island (11/17/21)
Assists:
Steals:
Blocks:
FG made: 1, 2x - last at Le Moyne (11/20/21)
FG attempts: 5, at Staten Island (11/17/21)
3FG made:
3FG attempts: 2, at Staten Island (11/17/21)
FT made:
FT attempts: 2, at Southern Connecticut (12/1/21)

CAREER STATISTICS

	-----Total-----			-----3-Point-----			-----F-Throw-----			-----Rebounds-----															
Year	GP	GS	Min	Avg	FG	FGA	Pct	FG	FGA	Pct	FT	FTA	Pct	Off	Def	Tot	Avg	PF	FO	Ast	TO	Blk	Stl	Pts	Avg
2021-22	6	0	34	5.7	2	11	.182	0	3	.000	0	2	.000	6	5	11	1.8	4	0	0	3	0	0	4	0.7
2022-23																									
TOTAL	6	0	34	5.7	2	11	.182	0	3	.000	0	2	.000	6	5	11	1.8	4	0	0	3	0	0	4	0.7



CAMRYN DEBOSE

11

GUARD

GRAD STUDENT | 5-10

WELLINGTON, FLA. | WELLINGTON COMMUNITY

SINGLE-GAME SEASON HIGHS

Points: 30, vs Georgian Court (11/12/22)
Rebounds: 9, at American International (11/30/22)
Assists: 5, 2x - last at Bridgeport (12/7/22)
Steals: 3, 3x - last vs Dominican (1/4/23)
Blocks:
FG made: 9, 2x - last vs Franklin Pierce (12/3/22)
FG attempts: 20, vs Franklin Pierce (12/3/22)
3FG made: 4, at Saint Rose (11/22/22)
3FG attempts: 9, 2x - last vs Franklin Pierce (12/3/22)
FT made: 13, vs Georgian Court (11/12/22)
FT attempts: 14, vs Georgian Court (11/12/22)

SINGLE-GAME CAREER HIGHS

Points: 30, vs Georgian Court (11/12/22)
Rebounds: 11, 2x - last vs Southern Connecticut (12/4/19)
Assists: 5, 3x - last at Bridgeport (12/7/22)
Steals: 8, vs Saint Michael's (1/27/22)
Blocks: 2, 4x - last at Saint Anselm (1/19/22)
FG made: 9, 3x - last vs Franklin Pierce (12/3/22)
FG attempts: 25, at Staten Island (11/17/21)
3FG made: 5, 3x - last at SNHU (1/28/20)
3FG attempts: 12, at Chestnut Hill (12/11/19)
FT made: 13, vs Georgian Court (11/12/22)
FT attempts: 14, vs Georgian Court (11/12/22)

CAREER STATISTICS

	-----Total-----			-----3-Point-----			-----F-Throw-----			-----Rebounds-----															
Year	GP	GS	Min	Avg	FG	FGA	Pct	FG	FGA	Pct	FT	FTA	Pct	Off	Def	Tot	Avg	PF	FO	Ast	TO	Blk	Stl	Pts	Avg
2018-19	30	30	947	31.6	99	261	.379	37	110	.336	40	67	.597	22	107	129	4.3	75	0	39	75	5	62	275	9.2
2019-20	27	27	834	30.9	93	254	.366	35	106	.330	49	69	.710	29	104	133	4.9	52	1	29	57	8	48	270	10.0
2021-22	26	26	895	34.4	124	340	.365	35	105	.333	54	80	.675	32	75	107	4.1	60	2	56	82	11	65	337	13.0
2022-23	11	11	406	36.9	62	162	.383	21	58	.362	40	53	.755	13	39	52	4.7	17	0	30	30	0	19	185	16.8
TOTAL	94	94	3,082	32.8	378	1,017	.372	128	379	.338	183	269	.680	96	325	421	4.5	204	3	154	244	24	194	1,067	11.4

PLAYER CAREER/SEASON STATS



BRIANA VAN CLEAF

12

FORWARD

SENIOR | 5-9

STATEN ISLAND, N.Y. | NOTRE DAME ACADEMY | NYIT

SINGLE-GAME SEASON HIGHS

Points: 17, vs Franklin Pierce (12/3/22)
Rebounds: 9, at American International (11/30/22)
Assists: 5, vs Franklin Pierce (12/3/22)
Steals: 3, vs Assumption (12/13/22)
Blocks: 1, at American International (11/30/22)
FG made: 7, vs Franklin Pierce (12/3/22)
FG attempts: 11, at Bridgeport (12/7/22)
3FG made: 3, vs Franklin Pierce (12/3/22)
3FG attempts: 5, vs Franklin Pierce (12/3/22)
FT made: 4, vs Georgian Court (11/12/22)
FT attempts: 8, at American International (11/30/22)

SINGLE-GAME CAREER HIGHS

Points: 22, at Franklin Pierce (2/21/22)
Rebounds: 13, at Bloomfield (12/17/21)
Assists: 5, vs Franklin Pierce (12/3/22)
Steals: 3, 4x - last vs Assumption (12/13/22)
Blocks: 2, vs Stonehill (1/15/22)
FG made: 9, at Franklin Pierce (2/21/22)
FG attempts: 15, at Franklin Pierce (2/21/22)
3FG made: 4, at Chestnut Hill (12/19/21)
3FG attempts: 6, at Chestnut Hill (12/19/21)
FT made: 5, 2x - last vs Le Moyne (2/5/22)
FT attempts: 6, 2x - last vs Georgian Court (11/12/22)

CAREER STATISTICS

					-----Total-----			-----3-Point-----			----F-Throw-----			-----Rebounds-----											
Year	GP	GS	Min	Avg	FG	FGA	Pct	FG	FGA	Pct	FT	FTA	Pct	Off	Def	Tot	Avg	PF	FO	Ast	TO	Blk	Stl	Pts	Avg
2019-20	10	0	64	6.4	5	18	.278	3	6	.500	0	0	.000	7	6	13	1.3	13	1	3	5	1	0	13	1.3
2021-22	25	23	665	26.6	63	189	.333	16	60	.267	16	35	.457	39	110	149	6.0	79	6	28	74	7	30	158	6.3
2022-23	11	11	274	24.9	22	60	.397	8	22	.364	13	24	.542	11	30	41	3.7	34	3	27	26	1	15	65	5.9
at UNH	36	34	940	26.1	85	249	.341	24	82	.293	29	59	.492	50	140	190	5.3	113	9	55	100	8	45	223	6.2
Career	46	34	1,003	21.8	90	267	.337	27	88	.307	29	59	.492	57	146	203	4.4	126	10	58	105	9	45	236	5.1



LINDSAY HOGAN

14

GUARD/FORWARD

FRESHMAN | 6-1

BAYVILLE, N.Y. | LOCUST VALLEY

SINGLE-GAME SEASON HIGHS

Points: 23, vs Dominican (1/4/23)
Rebounds: 8, vs Dominican (1/4/23)
Assists: 2, vs Dominican (1/4/23)
Steals: 2, vs Dominican (1/4/23)
Blocks:
FG made: 8, vs Dominican (1/4/23)
FG attempts: 11, vs Dominican (1/4/23)
3FG made: 7, vs Dominican (1/4/23)
3FG attempts: 9, vs Dominican (1/4/23)
FT made:
FT attempts:


SINGLE-GAME CAREER HIGHS

Points: 23, vs Dominican (1/4/23)
Rebounds: 8, vs Dominican (1/4/23)
Assists: 2, vs Dominican (1/4/23)
Steals: 2, vs Dominican (1/4/23)
Blocks:
FG made: 8, vs Dominican (1/4/23)
FG attempts: 11, vs Dominican (1/4/23)
3FG made: 7, vs Dominican (1/4/23)
3FG attempts: 9, vs Dominican (1/4/23)
FT made:
FT attempts:

CAREER STATISTICS

					-----Total-----			-----3-Point-----			-----F-Throw-----			-----Rebounds-----											
Year	GP	GS	Min	Avg	FG	FGA	Pct	FG	FGA	Pct	FT	FTA	Pct	Off	Def	Tot	Avg	PF	FO	Ast	TO	Blk	Stl	Pts	Avg
2022-23	11	0	90	8.2	9	23	.391	7	15	.467	0	0	.000	3	13	16	1.5	10	0	4	2	0	4	25	2.3
TOTAL	11	0	90	8.2	9	23	.391	7	15	.467	0	0	.000	3	13	16	1.5	10	0	4	2	0	4	25	2.3

PLAYER CAREER/SEASON STATS



MARY BACALIU

15

GUARD

SENIOR | 5-8

WORCESTER, MASS. | PUTNAM SCIENCE ACADEMY | CONCORDIA

SINGLE-GAME SEASON HIGHS


Points: 13, at American International (11/30/22)
 Rebounds: 7, vs Franklin Pierce (12/3/22)
 Assists: 4, 2x - last at American International (11/30/22)
 Steals: 5, vs Bloomfield (11/19/22)
 Blocks:
 FG made: 5, at American International (11/30/22)
 FG attempts: 11, at American International (11/30/22)
 3FG made: 2, 3x - last at Saint Michael's (12/11/22)
 3FG attempts: 5, at American International (11/30/22)
 FT made: 2, 2x - last at Saint Michael's (12/11/22)
 FT attempts: 4, vs Adelphi (11/16/22)

SINGLE-GAME CAREER HIGHS

Points: 35, vs Bloomfield (1/30/21)
 Rebounds: 8, at Bloomfield (2/25/21)
 Assists: 4, 4x - last vs Bloomfield (11/19/22)
 Steals: 6, 2x - last vs Georgian Court (3/12/21)
 Blocks: 3, at Georgian Court (2/6/21)
 FG made: 14, vs Bloomfield (1/30/21)
 FG attempts: 22, vs Bloomfield (1/30/21)
 3FG made: 5, vs Bridgeport (11/23/19)
 3FG attempts: 12, at Felician (2/20/21)
 FT made: 7, 2x - last vs Georgian Court (3/12/21)
 FT attempts: 11, vs Felician (2/9/21)

CAREER STATISTICS

Year	GP	GS	Min	Avg	-----Total-----			-----3-Point-----			-----F-Throw-----			-----Rebounds-----										Pts	Avg
					FG	FGA	Pct	FG	FGA	Pct	FT	FTA	Pct	Off	Def	Tot	Avg	PF	FO	Ast	TO	Blk	Stl		
2019-20	26	2	477	18.3	39	131	.298	16	70	.229	24	42	.571	12	67	79	3.0	62	1	32	62	9	30	118	4.5
2020-21	10	10	313	31.3	53	140	.379	16	66	.242	30	50	.600	5	28	33	3.3	28	1	17	38	7	34	152	15.2
2021-22	18	4	241	13.9	17	54	.315	8	30	.267	3	7	.429	7	18	25	1.4	30	0	6	24	1	14	45	2.5
2022-23	10	10	229	22.9	21	65	.323	8	32	.250	6	12	.500	2	26	28	2.8	29	1	13	31	0	25	56	5.6
at UNH	28	14	480	17.2	38	119	.319	16	62	.258	9	19	.474	9	44	53	1.9	59	1	19	55	1	39	101	3.6
Career	64	26	1,270	19.8	130	390	.333	48	198	.242	63	111	.568	26	139	165	2.6	149	3	68	155	17	103	371	5.8



KAMERYN KING

21

GUARD

SENIOR | 5-8

OLD SAYBROOK, CONN. | MERCY

SINGLE-GAME SEASON HIGHS

Points: 18, at Saint Michael's (12/11/22)
 Rebounds: 7, vs Le Moyne (12/31/22)
 Assists: 9, vs Dominican (1/4/23)
 Steals: 4, vs Dominican (1/4/23)
 Blocks: 1, vs Dominican (1/4/23)
 FG made: 7, at Saint Michael's (12/11/22)
 FG attempts: 12, at Saint Michael's (12/11/22)
 3FG made: 3, vs Georgian Court (11/12/22)
 3FG attempts: 5, 2x - last vs Dominican (1/4/23)
 FT made: 5, vs Adelphi (11/16/22)
 FT attempts: 6, 2x - last vs Adelphi (11/16/22)

SINGLE-GAME CAREER HIGHS

Points: 25, vs Saint Rose (2/8/22)
 Rebounds: 7, 2x - last vs Le Moyne (12/31/22)
 Assists: 9, vs Dominican (1/4/23)
 Steals: 4, 2x - last vs Dominican (1/4/23)
 Blocks: 1, vs Dominican (1/4/23)
 FG made: 8, vs Saint Rose (2/8/22)
 FG attempts: 13, vs Saint Rose (2/8/22)
 3FG made: 4, at Franklin Pierce (2/21/22)
 3FG attempts: 7, at Franklin Pierce (2/21/22)
 FT made: 6, vs Saint Rose (2/8/22)
 FT attempts: 7, vs Saint Rose (2/8/22)

CAREER STATISTICS

Year	GP	GS	Min	Avg	-----Total-----			-----3-Point-----			-----F-Throw-----			-----Rebounds-----										Pts	Avg
					FG	FGA	Pct	FG	FGA	Pct	FT	FTA	Pct	Off	Def	Tot	Avg	PF	FO	Ast	TO	Blk	Stl		
2019-20	15	0	69	4.6	4	13	.308	1	5	.200	0	0	.000	1	6	7	0.5	10	0	3	4	0	1	9	0.6
2021-22	24	15	554	23.1	53	123	.431	21	60	.350	31	38	.816	15	45	60	2.5	24	0	49	53	0	25	158	6.6
2022-23	10	10	369	36.9	40	90	.444	10	35	.286	24	33	.727	7	19	26	2.6	18	0	47	35	1	15	114	11.4
TOTAL	49	25	991	20.2	97	226	.429	32	100	.320	55	71	.775	23	70	93	1.9	52	0	99	92	1	41	281	5.7

PLAYER CAREER/SEASON STATS



IRIS AZCONA

22

GUARD

FRESHMAN | 5-9

TRENTON, N.J. | RED BANK REGIONAL

SINGLE-GAME SEASON HIGHS

Points:
Rebounds: 1, vs Franklin Pierce (12/3/22)
Assists:
Steals:
Blocks:
FG made:
FG attempts: 3, vs Bloomfield (11/19/22)
3FG made:
3FG attempts: 2, vs Bloomfield (11/19/22)
FT made:
FT attempts:

SINGLE-GAME CAREER HIGHS

Points:
Rebounds: 1, vs Franklin Pierce (12/3/22)
Assists:
Steals:
Blocks:
FG made:
FG attempts: 3, vs Bloomfield (11/19/22)
3FG made:
3FG attempts: 2, vs Bloomfield (11/19/22)
FT made:
FT attempts:

CAREER STATISTICS

					-----Total-----			-----3-Point-----			-----F-Throw-----			-----Rebounds-----											
Year	GP	GS	Min	Avg	FG	FGA	Pct	FG	FGA	Pct	FT	FTA	Pct	Off	Def	Tot	Avg	PF	FO	Ast	TO	Blk	Stl	Pts	Avg
2022-23	2	0	6	3.0	0	3	.000	0	2	.000	0	0	.000	0	1	1	0.5	1	0	0	0	0	0	0	0.0
TOTAL	2	0	6	3.0	0	3	.000	0	2	.000	0	0	.000	0	1	1	0.5	1	0	0	0	0	0	0	0.0



BECCA TOWNES

23

GUARD

GRAD STUDENT | 5-8

NEWBURGH, N.Y. | OUR LADY OF LOURDES | SAINT ROSE

SINGLE-GAME SEASON HIGHS

Points:
Rebounds:
Assists:
Steals:
Blocks:
FG made:
FG attempts:
3FG made:
3FG attempts:
FT made:
FT attempts:

SINGLE-GAME CAREER HIGHS

Points: 27, 2x - last vs Franklin Pierce (2/14/22)
Rebounds: 11, at Bryant & Stratton (3/4/21)
Assists: 8, vs Franklin Pierce (2/14/22)
Steals: 7, at Stonehill (2/25/22)
Blocks: 4, vs American International (2/21/22)
FG made: 9, 2x - last vs Franklin Pierce (2/14/22)
FG attempts: 21, at Stonehill (2/25/22)
3FG made: 6, vs Wilmington (11/9/19)
3FG attempts: 12, vs New Haven (2/12/20)
FT made: 8, vs Franklin Pierce (2/14/22)
FT attempts: 8, vs Franklin Pierce (2/14/22)

CAREER STATISTICS

					-----Total-----			-----3-Point-----			-----F-Throw-----			-----Rebounds-----													
Year	GP	GS	Min	Avg	FG	FGA	Pct	FG	FGA	Pct	FT	FTA	Pct	Off	Def	Tot	Avg	PF	FO	Ast	TO	Blk	Stl	Pts	Avg		
2018-19	23	0	235	10.2	10	31	.323	3	16	.188	9	16	.563	3	32	35	1.5	16	0	30	12	6	14	32	1.4		
2019-20	26	26	905	34.8	94	232	.405	35	122	.287	32	42	.762	10	68	78	3.0	36	0	55	85	11	44	255	9.8		
2020-21	7	7	206	29.4	32	78	.410	10	41	.244	14	17	.824	6	35	41	5.9	13	0	11	13	2	9	88	12.6		
2021-22	23	18	686	29.8	88	253	.348	25	100	.250	52	63	.825	11	107	118	5.1	51	0	69	63	12	55	253	11.0		
2022-23																											
at UNH																											
Career	79	51	2,032	25.7	224	594	.377	73	279	.262	107	138	.775	30	242	272	3.4	116	0	165	173	31	122	628	7.9		

PLAYER CAREER/SEASON STATS



LEIGHANNA LISTER

25

FORWARD

GRADUATE STUDENT | 6-0

KUTZTOWN, PA. | NORTHWESTERN LEHIGH | GEORGIAN COURT

SINGLE-GAME SEASON HIGHS

Points: 7, 2x - last vs Assumption (12/13/22)
Rebounds: 7, 2x - last vs Assumption (12/13/22)
Assists: 2, 2x - last at Bridgeport (12/7/22)
Steals: 3, at Bridgeport (12/7/22)
Blocks: 2, at Bridgeport (12/7/22)
FG made: 3, 2x - last vs Assumption (12/13/22)
FG attempts: 4, 4x - last vs Assumption (12/13/22)
3FG made:
3FG attempts:
FT made: 2, at Saint Rose (11/22/22)
FT attempts: 4, at Bridgeport (12/7/22)

SINGLE-GAME CAREER HIGHS

Points: 18, 2x - last vs Dominican (2/5/22)
Rebounds: 16, vs Nyack (2/17/22)
Assists: 4, at Jefferson (1/5/22)
Steals: 5, vs Bloomfield (1/8/22)
Blocks: 10, vs Concordia (3/12/21)
FG made: 7, 6x - last
FG attempts: 12, at Jefferson (1/5/22)
3FG made:
3FG attempts: 1, 2x - last vs Concordia (3/12/21)
FT made: 6, vs Adelphi (11/28/21)
FT attempts: 7, at Felician (2/4/21)

CAREER STATISTICS

	Total			3-Point			F-Throw			Rebounds															
Year	GP	GS	Min	Avg	FG	FGA	Pct	FG	FGA	Pct	FT	FTA	Pct	Off	Def	Tot	Avg	PF	FO	Ast	TO	Blk	Stl	Pts	Avg
2018-19	26	0	160	6.1	14	26	.538	0	0	.000	5	5	1.000	13	23	36	1.4	23	0	10	19	9	3	33	1.3
2019-20	25	0	291	11.6	39	81	.481	0	0	.000	11	14	.786	43	50	93	3.7	35	0	7	20	16	11	89	3.6
2020-21	9	2	221	24.6	30	55	.545	0	2	.000	11	18	.611	28	44	72	8.0	23	0	3	18	23	9	71	7.9
2021-22	25	20	735	29.4	106	189	.561	0	0	.000	38	52	.731	101	128	229	9.2	73	5	26	44	42	24	250	10.0
2022-23	11	1	193	17.6	17	29	.586	0	0	.000	6	12	.500	11	35	46	4.2	12	0	5	13	6	7	40	3.6
at UNH	11	1	193	17.6	17	29	.586	0	0	.000	6	12	.500	11	35	46	4.2	12	0	5	13	6	7	40	3.6
Career	96	23	1,600	16.7	206	380	.542	0	2	.000	71	101	.703	196	280	476	5.0	166	5	51	114	96	54	483	5.0



BIANCA PENDLETON

32

FORWARD

SOPHOMORE | 6-0

ACCOKEEK, MD. | BISHOP LUDDEN

SINGLE-GAME SEASON HIGHS

Points: 7, vs Bloomfield (11/19/22)
Rebounds: 3, vs Bloomfield (11/19/22)
Assists: 2, vs Dominican (1/4/23)
Steals: 1, vs Franklin Pierce (12/3/22)
Blocks:
FG made: 3, vs Bloomfield (11/19/22)
FG attempts: 5, vs Bloomfield (11/19/22)
3FG made:
3FG attempts:
FT made: 2, vs Franklin Pierce (12/3/22)
FT attempts: 3, vs Bloomfield (11/19/22)

SINGLE-GAME CAREER HIGHS

Points: 15, vs Adelphi (1/17/22)
Rebounds: 5, vs Bloomfield (11/13/21)
Assists: 2, 2x - last vs Dominican (1/4/23)
Steals: 1, 2x - last at Bentley (2/14/22)
Blocks: 3, at Bloomfield (12/17/21)
FG made: 6, vs Adelphi (1/17/22)
FG attempts: 8, vs Adelphi (1/17/22)
3FG made:
3FG attempts:
FT made: 4, at American International (2/12/22)
FT attempts: 8, vs Bloomfield (11/13/21)

CAREER STATISTICS

	Total			3-Point			F-Throw			Rebounds															
Year	GP	GS	Min	Avg	FG	FGA	Pct	FG	FGA	Pct	FT	FTA	Pct	Off	Def	Tot	Avg	PF	FO	Ast	TO	Blk	Stl	Pts	Avg
2021-22	21	0	140	6.7	12	40	.300	0	0	.000	18	29	.621	12	16	28	1.3	32	0	6	18	4	2	42	2.0
2022-23	10	0	48	4.8	7	13	.538	0	0	.000	3	5	.600	4	6	10	1.0	8	0	2	7	0	1	17	1.7
Total	31	0	188	6.0	19	53	.358	0	0	.000	21	34	.618	16	22	38	1.2	40	0	8	25	4	3	59	1.9

PLAYER CAREER/SEASON STATS



AURORA DESHAIES

34

FORWARD

SENIOR | 6-1

SYRACUSE, N.Y. | BISHOPLUDDEN

SINGLE-GAME SEASON HIGHS

Points: 22, at Bridgeport (12/7/22)
Rebounds: 15, 2x - last at Saint Rose (11/22/22)
Assists: 4, vs Bloomfield (11/19/22)
Steals: 3, vs Le Moyne (12/31/22)
Blocks: 3, vs Dominican (1/4/23)
FG made: 9, 3x - last at Bridgeport (12/7/22)
FG attempts: 14, 2x - last at Bridgeport (12/7/22)
3FG made:
3FG attempts:
FT made: 4, at Bridgeport (12/7/22)
FT attempts: 7, vs Georgian Court (11/12/22)

SINGLE-GAME CAREER HIGHS

Points: 31, at Franklin Pierce (2/21/22)
Rebounds: 21, at Adelphi (2/19/22)
Assists: 4, vs Bloomfield (11/19/22)
Steals: 3, 3x - last vs Le Moyne (12/31/22)
Blocks: 3, 2x - last vs Dominican (1/4/23)
FG made: 13, at Franklin Pierce (2/21/22)
FG attempts: 18, 3x - last at Franklin Pierce (2/21/22)
3FG made:
3FG attempts: 1, vs American International (12/7/21)
FT made: 6, at Le Moyne (2/8/20)
FT attempts: 10, vs Staten Island (11/9/19)

CAREER STATISTICS

Year	GP	GS	Min	Avg	-----Total-----			-----3-Point-----			-----F-Throw-----			-----Rebounds-----										Pts	Avg
					FG	FGA	Pct	FG	FGA	Pct	FT	FTA	Pct	Off	Def	Tot	Avg	PF	FO	Ast	TO	Blk	Stl		
2019-20	26	23	703	27.0	130	230	.565	0	0	.000	37	60	.617	82	111	193	7.4	52	0	14	59	12	20	297	11.4
2021-22	25	25	780	31.2	141	260	.542	0	1	.000	29	60	.483	104	173	277	11.1	47	0	24	50	17	17	311	12.4
2022-23	11	11	341	31.0	70	103	.680	0	0	.000	15	30	.500	49	70	119	10.8	32	2	9	20	7	10	155	14.1
Total	62	59	1,823	29.4	341	593	.575	0	1	.000	81	150	.540	235	354	589	9.5	131	2	47	129	36	47	763	12.3



ALYSSA STEVENSON

44

FORWARD

SENIOR | 6-2

WATERTOWN, N.Y. | SOUTH JEFFERSON CENTRAL

SINGLE-GAME SEASON HIGHS

Points: 4, vs Le Moyne (12/31/22)
Rebounds: 2, 2x - last vs Le Moyne (12/31/22)
Assists: 1, 3x - last vs Le Moyne (12/31/22)
Steals:
Blocks: 1, vs Dominican (1/4/23)
FG made: 2, vs Le Moyne (12/31/22)
FG attempts: 3, vs Le Moyne (12/31/22)
3FG made:
3FG attempts:
FT made: 2, vs Georgian Court (11/12/22)
FT attempts: 2, 2x - last at American International (11/30/22)

SINGLE-GAME CAREER HIGHS

Points: 8, vs Adelphi (1/17/22)
Rebounds: 12, vs Stonehill (1/15/22)
Assists: 3, 2x - last vs Assumption (1/22/22)
Steals: 3, at Saint Rose (12/4/21)
Blocks: 1, 5x - last vs Dominican (1/4/23)
FG made: 4, vs Adelphi (1/17/22)
FG attempts: 10, vs Adelphi (1/17/22)
3FG made:
3FG attempts:
FT made: 3, 2x - last vs Assumption (1/22/22)
FT attempts: 8, vs Assumption (1/22/22)

CAREER STATISTICS

Year	GP	GS	Min	Avg	-----Total-----			-----3-Point-----			-----F-Throw-----			-----Rebounds-----										Pts	Avg
					FG	FGA	Pct	FG	FGA	Pct	FT	FTA	Pct	Off	Def	Tot	Avg	PF	FO	Ast	TO	Blk	Stl		
2019-20	9	0	25	2.8	1	4	.250	0	0	.000	0	0	.000	0	5	5	0.6	1	0	3	4	0	2	2	0.2
2021-22	21	3	238	11.4	14	48	.292	0	0	.000	16	28	.571	25	40	65	3.1	21	0	15	25	4	6	44	2.1
2022-23	9	0	35	3.9	3	6	.500	0	0	.000	3	4	.750	4	3	7	0.8	0	0	3	5	1	0	9	1.0
TOTAL	39	3	299	7.7	18	58	.310	0	0	.000	19	32	.594	29	48	77	2.0	22	0	21	34	5	8	55	1.4

GAME 12: NEW HAVEN AT SAINT ANSELM

New Haven vs Georgian Court
Nov. 12, 2022 • West Haven, CT

Game 1

Georgian Court - 71			Record: 0-1												
NO.	Name	Min	FG M-A	3P M-A	FT M-A	Rebounds OR DR TOT	Fouls PF FD	TP	AS	TO	ST	Blocks BS BA	+/-		
10	Leah Snisky	F 13:10	5-7	0-0	0-0	2 0 2	5 0	10	1	2	0	0	0	1	
1	Tian Addison	G 36:19	3-11	1-7	2-2	0 0 0	1 2 9	3	4	3	0	0	0	-10	
3	Savannah Hughes	G 29:46	4-8	0-2	4-4	1 2 3	4 3	12	1	4	1	1	0	-10	
4	Erika Aspajo	G 35:30	5-12	1-5	2-2	0 2 2	4 3	13	3	3	1	0	0	-14	
12	Precious Adefiran	G 17:18	2-4	2-2	0-0	2 1 3	4 2	6	1	2	1	2	0	-7	
13	Imani Gillette	32:19	7-11	0-0	2-3	6 7 13	4 2	16	2	2	2	1	0	-2	
21	Jariah Patterson	25:28	0-2	0-1	5-6	3 1 4	4 6	5	1	2	2	0	0	17	
32	Hayleigh Lagase	08:32	0-3	0-1	0-0	0 0 0	2 0	0	0	1	0	0	0	-6	
35	Andjela Kremenovic	01:38	0-0	0-0	0-0	0 0 0	0 0	0	0	0	0	0	0	-4	
Team							0 4 4	0	0	0	0	0	0	-7	
Totals			26-58	4-18	15-17	14 17 31	28 18 71	12 20	10 4	0 0	0	0	0	-7	

Technical Fouls:NONE

Shooting By Period		
1 st FG%	9-13	69.2%
3PT%	1-3	33.3%
FT%	2-2	100%
2 nd FG%	6-15	40.0%
3PT%	1-5	20.0%
FT%	4-5	80%
3 rd FG%	5-14	35.7%
3PT%	0-4	0.0%
FT%	3-4	75%
4 th FG%	6-16	37.5%
3PT%	2-6	33.3%
FT%	6-6	100%
GM FG%	26-58	44.8%
3PT%	4-18	22.2%
FT%	15-17	88.2%

Dead Ball Rebounds: 1, 0

New Haven - 78			Record: 1-0												
NO.	Name	Min	FG M-A	3P M-A	FT M-A	Rebounds OR DR TOT	Fouls PF FD	TP	AS	TO	ST	Blocks BS BA	+/-		
34	Aurora Deshaies	F 32:20	7-10	0-0	3-7	8 5 13	4 6	17	1	2	0	0	14		
11	Camryn DeBose	G 37:48	8-18	1-6	13-14	2 3 5	1 8	30	2	3	3	0	2 9		
12	Briana Van Cleaf	G 31:00	0-2	0-0	4-6	2 3 5	0 8	4	4	3	2	0	17		
15	Marigona Bacaliu	G 20:27	3-8	0-4	0-2	0 2 2	4 1	6	0	1	4	0	0 -8		
21	Kameryn King	G 40:00	5-10	3-5	4-6	3 0 3	4 4	17	4	4	1	0	1 7		
25	Leighanna Lister	12:01	1-2	0-0	0-0	0 0 0	3 0	2	0	2	0	0	0 -9		
1	Gabrielle Stickle	14:37	0-3	0-0	0-0	1 0 1	1 0	0	2	0	2	0	0 8		
14	Lindsay Hogan	08:25	0-1	0-1	0-0	0 1 1	0 0	0	1	0	0	0	0 1		
32	Bianca Pendleton	01:17	0-0	0-0	0-0	0 0 0	1 0	0	0	2	0	0	0 -5		
44	Alyssa Stevenson	02:05	0-0	0-0	2-2	0 1 1	0 1	2	0	0	0	0	0 1		
Team									1	4	5	0	1		
Totals			24-54	4-16	26-37	17	19	36	18	28	73	13	18	12	0 4 7

Technical Fouls:NONE

Shooting By Period		
1 st FG%	10-18	55.6%
3PT%	0-4	0.0%
FT%	1-1	100%
2 nd FG%	4-15	26.7%
3PT%	1-6	16.7%
FT%	5-9	55.6%
3 rd FG%	5-12	41.7%
3PT%	1-2	50.0%
FT%	8-11	72.7%
4 th FG%	5-9	55.6%
3PT%	2-4	50.0%
FT%	12-16	75%
GM FG%	24-54	44.4%
3PT%	4-16	25.0%
FT%	26-37	70.3%

Dead Ball Rebounds: 7, 0

	VCU	UNH				
Biggest lead	3 (2 nd 7:36)	8 (3 rd 1:31)	Points from Turnovers	VCU	UNH	Period by Period Scoring
Best Scoring Run	9 (4 th 8:52)	9 (2 nd 2:48)	Paint	16	24	1st2nd3rd4thTOT
Lead Changes	14		Second Chance	40	38	VCU
Times Tied	8		Fast Breaks	20	13	21
Time with Lead	07:23	28:32	Bench	21	4	UNH
						21
						17
						13
						20
						71
</						

New Haven vs Bloomfield
Nov. 19, 2022 • West Haven, CT

Game 3

Bloomfield - 36			Record: 1-3																	
NO.	Name	Min	FG M-A	3P M-A	FT M-A	Rebounds OR DR TOT	Fouls PF FD	TP	AS	TO	ST	Blocks BS BA	+/-							
34	Myasia Jackson	F 20:01	1-10	0-2	0-0	0 0 0	3 0	2	3	1	1	0 0	-35							
31	Nyasia Bryant	C 04:54	0-2	0-0	0-0	0 0 0	1 1	0	0	1	0	0 0	-7							
2	Kamryn Babbs	G 16:40	1-3	1-2	0-0	0 2 2	2 1	3	0	4	0	0 0	-15							
23	Daniya Darby	G 21:19	3-5	0-0	2-2	3 2 5	1 1	8	2	3	2	0 0	-24							
4	Tanazha Ford	G 18:39	1-4	0-1	0-0	0 2 2	0 4	2	1	4	3	0 1	-25							
14	Jasmine McDuffie	13:07	0-3	0-0	0-0	1 1 2	1 1	0	0	3	0	0 0	-14							
21	Tiara Mahorn	20:12	2-3	0-1	3-4	0 1 1	2 5	7	0	5	0	0 0	-17							
10	Saja Alston	25:13	1-2	1-2	0-0	0 0 0	2 0	3	1	6	1	0 0	-21							
4	Amath Chol	10:07	2-2	0-0	1-2	0 3 3	1 0	5	0	3	0	0 2	-2							
3	Amari Levitan	11:46	0-3	0-1	0-0	0 2 2	2 0	0	0	1	0	0 0	-11							
11	Erika Mercedes	17:26	1-2	0-0	0-0	0 2 2	1 0	2	1	0	0	0 0	-16							
30	Anisha Able	20:36	2-5	0-0	0-0	1 3 4	2 0	4	0	1	4	0 0	-12							
Team						2 3 5	0	0	0	0	0	0	-39							
Totals						14-44	2-9	6-8	7	21	28	18	13	36	8	32	11	0	1	-39
Technical Fouls: 0 NONE																				

Technical Fouls:NONE

Shooting By Period		
1 st FG%	4-11	36.4%
3PT%	1-4	25.0%
FT%	2-2	100%
2 nd FG%	1-8	12.5%
3PT%	0-0	0.0%
FT%	1-2	50%
3 rd FG%	4-15	26.7%
3PT%	0-2	0.0%
FT%	1-2	50%
4 th FG%	5-10	50.0%
3PT%	1-3	33.3%
FT%	2-2	100%
GM FG%	14-44	31.8%
3PT%	2-9	22.2%
FT%	6-8	75.0%

Dead Ball Rebounds: 2, 0

New Haven - 75			Record: 3-0												
NO.	Name	Min	FG M-A	3P M-A	FT M-A	Rebounds OR DR TOT	Fouls PF FD	TP	AS	TO	ST	Blocks BS BA	+/-		
34	Aurora Deshaies	F 24:34	6-9	0-0	2-5	7 8 15	1 3	14	4	2	2	0 0	34		
11	Camryn DeBose	G 29:31	4-7	3-4	1-2	0 2 2	0 2	12	3	2	2	0 0	34		
12	Briana Van Cleaf	G 21:03	0-3	0-2	0-0	1 1 2	3 3	0	3	3	2	0 0	29		
15	Marigona Bacaliu	G 23:01	3-8	1-3	1-2	1 1 2	0 1	8	4	2	5	0 0	35		
21	Kameryn King	G 24:02	4-11	1-3	3-5	0 1 1	1 3	12	3	1	3	0 0	28		
32	Bianca Pendleton	11:27	3-5	0-0	1-3	2 1 3	3 3	7	0	1	0	0 0	4		
5	Charlotte Bassett	08:28	3-4	1-1	0-0	0 2 2	0 1	7	0	1	1	0 0	5		
25	Leighanna Lister	16:18	3-4	0-0	1-2	1 3 4	1 2	7	0	1	0	0 0	14		
14	Lindsay Hogan	09:27	0-1	0-1	0-0	0 0 0	1 0	0	1	0	0	0 0	7		
1	Gabrielle Stickle	08:08	0-3	0-0	0-0	1 0 1	1 0	0	1	1	1	0 0	2		
3	Alyiah Wright	08:12	2-2	1-1	0-0	1 0 1	0 0	5	2	2	0	0 0	9		
44	Alyssa Stevenson	06:38	0-1	0-0	0-0	1 0 1	0 0	0	0	1	0	0 0	-3		
2	Brianna Diaz	05:22	1-2	1-2	0-0	0 0 0	1 0	3	0	0	0	0 0	0		
22	Iris Azcona	03:49	0-3	0-2	0-0	0 0 0	1 0	0	0	0	0	0 0	-3		
Team						2 4 6	0	0	2	0	0	0	39		
Totals			29-63	8-20	9-19	17 23 40	13 18 75	21 19 16	1 0 1	0	39				
Technical Fouls: NONE															

Technical Fouls:NONE

BLM		UNH		Points from		BLM	UNH	Period by Period Scoring				
Biggest lead	0 (1 st 10:00)	43 (4 th 2:39)	Turnovers		13	29	BLM	1st	2nd	3rd	4th	TOT
Best Scoring Run	5(1 st 0:06)	8(3 rd 1:32)	Paint		20	38		11	3	9	13	36
Lead Changes	0		Second Chance		8	20		15	20	24	16	75
Times Tied	0		Fast Breaks		3	14						
Time with Lead	00:00	39:41	Bench		21	29	UNH	20	15	24	16	75

New Haven vs Adelphi
Nov. 16, 2022 • West Haven, CT

Game 2

Adelphi - 54			Record: 0-2 (0-1)														
NO.	Name	Min	FG M-A	3P M-A	FT	Rebounds OR DR TOT	Fouls PF FD	TP	AS	TO	ST	Blocks BS BA	+/-				
4	Carmen Kweti	F 10:44	0-1	0-0	0-0	1 0 1	0 0	0	0	2	0	0 0	-10				
33	Jenna Jordan	F 34:28	4-16	0-1	3-3	1 6 7	1 3	11	1	1	2	0 0	-15				
13	Ty'zhea Hawkins	G 34:52	6-15	2-5	5-5	0 1 1	4 4	19	1	1	1	0 0	-16				
14	Rolanda Robinson	G 25:57	2-6	2-5	0-0	0 3 3	2 2	6	1	1	0	0 0	-22				
20	Sydney Rosenoff	G 13:09	1-2	0-0	0-0	0 0 0	3 1	2	1	2	1	0 0	-19				
12	Amada Behrend-Hansen	18:44	1-3	0-0	0-0	5 1 6	2 2	2	0	1	0	1 0	-14				
1	Kaitlyn O'Connell	25:05	2-7	2-5	0-0	0 0 0	3 3	6	2	3	0	0 0	-1				
15	Christina Sanchez	11:00	1-2	1-0	0-0	0 0 0	4 0	3	2	0	1	0 0	-2				
22	Lauren Hammersley	06:51	0-1	0-0	0-0	0 0 0	0 0	0	2	0	0	0 0	-8				
00	Fiona Mannion	03:31	0-0	0-0	2-2	0 0 0	0 0	1	2	0	0	0 0	3				
10	Maura Carney	09:59	1-3	1-3	0-0	0 0 0	1 0	3	0	0	0	0 0	4				
23	Madison Graham	01:14	0-0	0-0	0-0	0 0 0	0 0	0	0	1	0	0 0	1				
5	Ali Otter	02:07	0-0	0-0	0-0	0 0 0	2 0	0	0	1	0	0 0	-3				
11	Victoria Morgan	02:07	0-1	0-0	0-0	0 0 0	0 0	0	0	0	0	0 0	-5				
Team						0	3	3	0	0	0						
Totals			18:57	8:22	10:10	7	14	21	22	16	54	8	15	5	1	0	-21

GAME 12: NEW HAVEN AT SAINT ANSELM

New Haven vs Assumption
Dec. 13, 2022 • West Haven, CT

Game 9

Assumption - 55

Record: 9-0 (5-0)

NO.	Name	Min	FG	3P	FT	Rebounds	Fouls	TP	AS	TO	ST	Blocks	+/-
			M-A	M-A	M-A	OR DR TOT	PF FD					BS BA	
2	Ja'Lyn Armstrong	F 33:53	2-5	0-0	2-5	2 2 4	2 4	6	2	3	0	0 0	10
30	Monica Spain	F 29:25	3-8	1-2	6-8	4 8 12	3 4	13	3	2	1	0 0	13
10	Amanda Mieczkowski	G 37:22	1-5	1-1	2-4	1 5 6	3 3	5	2	3	3	1 0	8
14	Marina Callahan	G 33:22	6-14	0-2	3-6	2 3 5	1 4	15	0	5	1	0 0	15
44	Molly Stokes	G 32:48	5-11	1-4	3-3	1 3 4	2 2	14	1	0	0	0 0	15
0	Anna Davis	10:35	0-0	0-0	0-0	1 0 1	0 0	0	2	1	0	0 0	0
21	Teagan Curran	13:19	1-3	0-2	0-0	0 1 1	1 2	2	0	2	0	0 0	1
24	Teagan Kamm	06:38	1-0	0-0	0-0	0 0 0	2 1	0	0	1	0	0 0	-2
4	Grace Leary	02:38	0-0	0-0	0-0	1 0 1	0 0	0	0	1	1	0 0	5
Team						1 4 5		0		1			
Totals			18:47	3-11	16:26	13 26 39	14 20	55	10	19	6	1 0	13

Technical Fouls:NONE

Shooting By Period

1st FG%	6-15	40.0%
3PT%	1-4	25.0%
FT%	0-1	0%
2nd FG%	5-12	41.7%
3PT%	1-3	33.3%
FT%	2-2	100%
3rd FG%	4-10	40.0%
3PT%	1-2	50.0%
FT%	3-6	50%
4th FG%	3-10	30.0%
3PT%	0-2	0.0%
FT%	11-17	64.7%
GM FG%	18-47	38.3%
3PT%	3-11	27.3%
FT%	16-26	61.5%

Dead Ball Rebounds: 4, 0

New Haven - 42

Record: 6-3 (3-3)

NO.	Name	Min	FG	3P	FT	Rebounds	Fouls	TP	AS	TO	ST	Blocks	+/-
			M-A	M-A	M-A	OR DR TOT	PF FD					BS BA	
34	Aurora Deshaies	F 34:45	6-7	0-0	1-2	5 6 11	2 4	13	0	5	1	0 0	-16
1	Gabrielle Stickle	G 38:42	5-10	3-6	0-0	0 2 2	1 0	13	0	1	2	0 1	-15
11	Camryn DeBose	G 37:16	2-14	0-2	3-6	0 2 2	4 5	7	2	4	1	0 0	-9
12	Briana Van Cleaf	G 33:06	0-3	0-2	0-0	0 5 5	5 0	0	3	2	3	0 0	-4
15	Marigona Bacalu	G 18:47	0-7	0-4	0-0	0 0 0	4 2	0	0	2	1	0 0	3
14	Lindsay Hogan	03:03	0-1	0-1	0-0	1 0 1	1 0	0	0	0	0	0 0	-5
5	Charlotte Bassett	05:35	1-3	0-1	0-0	0 0 0	1 0	2	0	0	0	0 0	-2
25	Leighanna Lister	24:08	3-4	0-0	1-2	2 5 7	2 3	7	0	2	0	0 0	-15
3	Alyiah Wright	02:23	0-1	0-1	0-0	0 0 0	0 0	0	0	0	0	0 0	-1
32	Bianca Pendleton	02:14	0-0	0-0	0-0	0 0 0	0 0	0	0	0	0	0 0	-1
Team						1 2 3		0		2			
Totals			17:50	3-17	5-10	9 22 31	20 14	42	5	18	8	0 1	-13

Technical Fouls:NONE

	ASM	UNH	Points from		ASM	UNH	Period by Period Scoring				
Biggest lead	15 (4 th 0:12)	3 (1 st 3:42)	Turnovers	9	8		1st	2nd	3rd	4th	TOT
Best Scoring Run	9(4 th 0:12)	7(4 th 9:17)	Paint	26	26						
Lead Changes	2		Second Chance	8	4	ASM	13	13	12	17	55
Times Tied	4		Fast Breaks	15	2	UNH	10	10	16	6	42
Time with Lead	32:45	02:47	Bench	2	9						

New Haven vs Le Moyne
Dec. 31, 2022 • West Haven, CT

Game 10

Le Moyne - 57

Record: 9-4 (4-3)

NO.	Name	Min	FG	3P	FT	Rebounds	Fouls	TP	AS	TO	ST	Blocks	+/-
			M-A	M-A	M-A	OR DR TOT	PF FD					BS BA	
24	Haedyn Roberts	F 32:51	6-12	0-1	3-3	1 4 5	3 3	15	1	2	2	0 0	9
1	Lytoya Baker	G 34:42	2-8	0-0	5-6	3 10 13	0 5	9	5	2	4	0 0	10
3	Kala Goode	G 31:57	2-6	1-5	2-4	1 0 1	0 2	7	2	3	1	0 0	0
4	Sierra Linnin	G 08:51	0-0	0-0	0-0	0 0 0	1 0	0	1	0	0	0 0	-12
10	Sydney Lusher	G 37:36	7-14	5-11	2-2	0 5 5	1 3	21	1	3	2	1 0	13
25	Saeeda Abdul-Aziz	21:23	2-10	1-5	0-0	0 0 0	3 3	5	1	1	1	0 0	18
23	Emily Florvil	16:36	0-1	0-1	0-0	1 1 2	0 0	0	0	1	1	0 0	21
33	Lexi Gruss	09:19	0-2	0-1	0-0	0 0 0	0 0	0	0	1	0	0 0	-4
5	Michellina Lombardi	06:45	0-1	0-0	0-0	0 1 1	1 0	0	1	1	2	0 0	2
Team						1 2 3		0		0			
Totals			19:54	7-24	12:15	7 23 30	9 16	57	12	14	13	1 0	13

Technical Fouls:NONE

Shooting By Period

1st FG%	6-14	42.9%
3PT%	3-9	33.3%
FT%	1-1	100%
2nd FG%	4-13	30.8%
3PT%	3-6	50.0%
FT%	3-4	75%
3rd FG%	4-17	23.5%
3PT%	1-8	12.5%
FT%	1-2	50%
4th FG%	5-10	50.0%
3PT%	0-1	0.0%
FT%	7-8	87.5%
3PT%	7-24	29.2%
FT%	12-15	80.0%

Dead Ball Rebounds: 2, 0

New Haven - 44

Record: 6-4 (3-4)

NO.	Name	Min	FG	3P	FT	Rebounds	Fouls	TP	AS	TO	ST	Blocks	+/-
			M-A	M-A	M-A	OR DR TOT	PF FD					BS BA	
34	Aurora Deshaies	F 25:55	6-8	0-0	2-2	6 5 11	3 2	14	1	2	3	0 0	3
11	Camryn DeBose	G 34:49	3-10	2-6	0-0	0 4 4	0 0	8	3	4	1	0 0	-9
12	Briana Van Cleaf	G 22:51	2-8	1-3	0-0	0 5 5	4 1	5	3	2	1	0 0	-2
15	Marigona Bacalu	G 16:41	0-4	0-3	0-0	0 1 1	1 1	0	1	5	2	0 0	-9
21	Kameryn King	G 34:17	1-8	0-4	2-2	2 5 7	1 2	4	3	3	1	0 0	-10
14	Lindsay Hogan	07:37	1-4	0-1	0-0	0 1 1	1 0	2	0	0	0	0 0	-10
25	Leighanna Lister	12:27	0-1	0-0	0-0	0 2 2	1 0	0	0	2	0	0 0	-18
32	Bianca Pendleton	03:55	0-0	0-0	0-0	1 0 1	1 0	0	0	2	0	0 0	0
5	Charlotte Bassett	08:00	0-1	0-0	0-0	0 1 1	3 1	0	0	0	0	0 0	-6
32	Bianca Pendleton	07:20	2-2	0-0	0-0	0 1 1	0 2	4	0	0	0	0 0	-4
3	Alyiah Wright	17:37	1-4	1-4	0-0	0 0 0	2 0	3	3	2	0	0 0	1
44	Alyssa Stevenson	07:59	2-3	0-0	0-0	0 2 2	0 0	4	1	1	0	0 0	-1
2	Brianna Diaz	00:32	0-0	0-0	0-0	0 0 0	0 0	0	0	0	0	0 0	0
Team						3 2 5		0		2			
Totals			18:53	4-21	4-4	12 29 41	16 9	44	15	25	8	0 1	-13

Technical Fouls:NONE

	LEM	UNH
Biggest lead	16 (3 rd 0:15)	6 (1 st 8:02)
Best Scoring Run	13(1 st 0:54)	6(1 st 8:02)
Lead Changes	1	
Times Tied	0	
Time with Lead	32:47	06:27

Points from	LEM	UNH
Turnovers	19	15
Paint	20	26
Second Chance	6	11
Fast Breaks	9	10
Bench	5	13

Period by Period Scoring					
	1st	2nd	3rd	4th	TOT
LEM	16	14	10	17	57
UNH	9	8	9	18	44

New Haven vs Dominican
Jan. 4, 2023 • West Haven, CT

Game 11

Dominican (NY) - 87

Record: 9-6

NO.	Name	Min	FG	3P	FT	Rebounds	Fouls	TP	AS	TO	ST	Blocks	+/-
			M-A	M-A	M-A	OR DR TOT	PF FD					BS BA	
2	Olivia Levy	G 47:03	1-6	0-3	0-0	1 4 5	2 1	2	7	5	1	0 0	3
4	Tanasha Mills	G 40:11	8-12	3-3	4-5	2 3 5	4 5	23	3	3	2	0 1	-7
13	Cayla Howard	G 26:18	7-15	1-3	2-4	5 2 7	1 3	17	1	4	0	1 0	-8
23	Kristen Teklits	G 40:15	4-8	4-8	2-5	0 5 5	1 4	14	4	1	2	0 0	11
24	Alexis Suarez	G 42:14	5-14	2-5	2-2	2 6 8	3 2	14	3	2	1	0 1	-4
22	Elle Nittinger	11:18	0-2	0-2	0-0	0 1 1	0 0	0	0	0	0	0 0	-10
44	Chidinma Ndukauba	22:09	6-10	0-0	0-0	2 4 6	2 0	12	1	4	2	0 1	13
0	Angelina DiMarsico	16:11	1-5	1-3	0-0	0 1 1	0 0	3	2	0	1	0 0	5
12	Ashley Schmitt	04:21	1-2	0-0	0-0	0 0 0	0 0	2	0	0	1	0 1	12
Team						2 0 2		0		0			
Totals			33:74	11-27	10-16	14 26 40	13 15	87	21	19	10	1 5	3

Technical Fouls:NONE

Shooting By Period

1st FG%	2-15	13.3%
3PT%	0-7	0.0%
FT%	2-3	66.7%
2nd FG%	10-18	55.6%
3PT%	3-7	42.9%
FT%	2-2	100%
3rd FG%	7-13	53.8%
3PT%	3-5	60.0%
FT%	0-1	0%
4th FG%	7-14	50.0%
3PT%	4-4	100.0%
FT%	2-6	33.3%
OTFG%	7-14	50.0%
3PT%	1-4	25.0%
FT%	4-4	100%
GM FG%	33-74	44.6%
3PT%	11-27	40.7%
FT%	10-16	62.5%

Dead Ball Rebounds: 3, 0

New Haven - 84

Record: 6-5

NO.	Name	Min	FG	3P	FT	Rebounds			Fouls	TP	AS	TO	ST	Blocks	+/-		
			M-A	M-A	M-A	OR	DR	TOT	P							F	D
25	Leighanna Lister	F 15:46	1-2	0-0	0-0	0	1	1	2	0	2	0	2	1	0	-6	
34	Aurora Deshaies	F 43:58	7-9	0-0	0-0	1	9	10	1	0	14	1	3	0	3	-5	
11	Camryn DeBose	G 45:39	7-19	2-6	6-8	0	4	4	3	5	22	3	2	3	0	9	
12	Briana Van Cleaf	G 05:47	0-0	0-0	0-0	0	0	0	0	1	0	2	1	1	0	-8	
21	Kameryn King	G 50:00	5-11	1-5	1-2	1	2	3	3	3	12	9	7	4	1	0	-3
1	Gabrielle Stickle	34:24	3-8	3-7	0-0	2	4	6	0	3	9	1	2	1	0	0	-3
14	Lindsay Hogan	31:55	8-11	7-9	0-0	1	7	8	4	0	23	2	2	2	0	0	6
32	Bianca Pendleton	04:29	0-1	0-0	0-0	0	1	1	1	0	0	2	0	0	0	1	1
5	Charlotte Bassett	03:29	0-1	0-1	0-0	1	0	1	0	0	0	0	0	0	0	0	-10
3	Alyiah Wright	05:40	0-1	0-1	0-0	0	0	0	1	0	0	1	1	0	0	0	-8
44	Alyssa Stevenson	08:53	1-2	0-0	0-0	1	0	1	0	1	2	0	3	0	1	0	-4
Team						1	2	3	0	0	0	1					
Totals			32:65	13-29	7-10	8	30	38	15	13	84	21	24	12	5	1	-3

Non

GAME 12: NEW HAVEN AT SAINT ANSELM

POINTS - REBOUNDS - ASSISTS

Opponent	Date	Score	1 Stickie	2 Diaz	3 Wright	5 Bassett	10 Riley	11 DeBose	12 Van Cleaf	14 Hogan
GEORGIAN COURT	11.12.22	W 78-71	0 - 1 - 2	DNP	DNP	DNP	INJ	30 - 5 - 2	4 - 5 - 3	0 - 1 - 1
ADELPHI	11.16.22	W 75-54	1 - 2 - 0	0 - 0 - 0	DNP	DNP	INJ	24 - 7 - 5	10 - 5 - 0	0 - 1 - 0
BLOOMFIELD	11.19.22	W 75-36	0 - 1 - 1	3 - 0 - 0	5 - 1 - 2	7 - 2 - 0	INJ	12 - 2 - 3	0 - 2 - 3	0 - 0 - 1
at Saint Rose	11.22.22	62-75 L	0 - 1 - 1	DNP	0 - 0 - 0	0 - 1 - 0	INJ	22 - 5 - 1	6 - 1 - 3	0 - 1 - 0
at American Int'l	11.30.22	62-72 L	6 - 2 - 0	DNP	0 - 0 - 0	0 - 0 - 0	INJ	16 - 9 - 1	5 - 9 - 0	0 - 1 - 0
FRANKLIN PIERCE	12.03.22	W 79-51	0 - 1 - 0	5 - 0 - 0	0 - 0 - 0	0 - 0 - 1	INJ	22 - 6 - 2	17 - 3 - 5	0 - 1 - 0
at Bridgeport	12.07.22	W 76-74	6 - 2 - 2	DNP	DNP	3 - 1 - 1	INJ	9 - 2 - 5	14 - 2 - 1	0 - 0 - 0
at Saint Michael's	12.10.22	W 55-44	3 - 3 - 1	DNP	DNP	DNP	INJ	13 - 6 - 3	4 - 4 - 4	0 - 1 - 0
ASSUMPTION	12.13.22	42-55 L	13 - 2 - 0	DNP	0 - 0 - 0	2 - 0 - 0	INJ	7 - 2 - 2	0 - 5 - 3	0 - 1 - 0
LE MOYNE	13.31.22	44-57 L	0 - 1 - 0	0 - 0 - 0	3 - 0 - 3	0 - 1 - 0	INJ	8 - 4 - 3	5 - 5 - 3	2 - 1 - 0
DOMINICAN	01.04.23	84-87 L	9 - 6 - 1	DNP	0 - 0 - 1	0 - 1 - 0	INJ	22 - 4 - 3	0 - 0 - 2	23 - 8 - 2
at Saint Anselm	01.07.23									
at So New Hampshire	01.10.23									
SO CONNECTICUT	01.14.23									
at Bentley	01.18.23									
PACE	01.21.23									
at Adelphi	01.24.23									
at Franklin Pierce	01.28.23									
SAINT ROSE	02.01.23									
AMERICAN INT'L	02.01.23									
SAINT MICHAEL'S	02.07.23									
at Chestnut Hill	02.09.23									
at Assumption	02.11.23									
STATEN ISLAND	02.15.23									
at Le Moyne	02.18.23									
SAINT ANSELM	02.21.23									

Opponent	Date	Score	15 Bacaliu	21 King	22 Azcona	23 Townes	25 Lister	32 Pendleton	34 Deshaies	44 Stevenson
GEORGIAN COURT	11.12.22	W 78-71	6 - 2 - 0	17 - 3 - 4	DNP	INJ	2 - 0 - 0	0 - 0 - 0	17 - 13 - 1	2 - 1 - 0
ADELPHI	11.16.22	W 75-54	8 - 2 - 2	16 - 3 - 8	DNP	INJ	4 - 6 - 2	2 - 2 - 0	10 - 12 - 0	0 - 0 - 0
BLOOMFIELD	11.19.22	W 75-36	8 - 2 - 4	12 - 1 - 3	0 - 0 - 0	INJ	7 - 4 - 0	7 - 3 - 0	14 - 15 - 4	0 - 1 - 0
at Saint Rose	11.22.22	62-75 L	0 - 1 - 2	14 - 6 - 3	DNP	INJ	2 - 3 - 0	0 - 0 - 0	18 - 15 - 0	0 - 0 - 0
at American Int'l	11.30.22	62-71 L	13 - 6 - 4	0 - 2 - 4	DNP	INJ	3 - 4 - 0	0 - 2 - 0	18 - 7 - 1	1 - 2 - 1
FRANKLIN PIERCE	12.03.22	W 79-51	6 - 7 - 0	9 - 0 - 5	0 - 1 - 0	INJ	4 - 6 - 1	4 - 1 - 0	12 - 7 - 0	0 - 0 - 1
at Bridgeport	12.07.22	W 76-74	5 - 3 - 0	12 - 1 - 6	DNP	INJ	5 - 6 - 2	DNP	22 - 13 - 1	DNP
at Saint Michael's	12.10.22	W 55-44	10 - 4 - 0	18 - 0 - 2	DNP	INJ	4 - 7 - 0	0 - 0 - 0	3 - 5 - 0	0 - 0 - 0
ASSUMPTION	12.13.22	42-55 L	0 - 0 - 0	DNP	DNP	INJ	7 - 7 - 0	0 - 0 - 0	13 - 11 - 0	DNP
LE MOYNE	13.31.22	44-57 L	0 - 1 - 1	4 - 7 - 3	DNP	INJ	0 - 2 - 0	4 - 1 - 0	14 - 11 - 1	4 - 2 - 1
DOMINICAN	01.04.23	84-87 L	INJ	12 - 3 - 9	DNP	INJ	2 - 1 - 0	0 - 1 - 2	14 - 10 - 1	2 - 1 - 0
at Saint Anselm	01.07.23									
at So New Hampshire	01.10.23									
SO CONNECTICUT	01.14.23									
at Bentley	01.18.23									
PACE	01.21.23									
at Adelphi	01.24.23									
at Franklin Pierce	01.28.23									
SAINT ROSE	02.01.23									
AMERICAN INT'L	02.01.23									
SAINT MICHAEL'S	02.07.23									
at Chestnut Hill	02.09.23									
at Assumption	02.11.23									
STATEN ISLAND	02.15.23									
at Le Moyne	02.18.23									
SAINT ANSELM	02.21.23									

OPPONENT GAME-BY-GAME STATISTICS

DATE	OPPONENT	FG-FGA	PCT.	3P-3PA	PCT.	FT-FTA	PCT.	OR-DR-RB	A	TO	B	S	PTS
11/12	NEW HAVEN	24-54	.444	4-16	.250	26-37	.703	17-19-36	13	18	0	12	78
	vs. Georgian Court	26-58	.448	4-18	.222	15-17	.882	14-17-31	12	20	4	10	71
11/16	NEW HAVEN	24-53	.509	6-14	.429	15-22	.682	12-32-44	17	16	0	10	75
	vs. Adelphi	18-57	.316	8-22	.364	10-10	1.000	7-14-21	8	15	1	5	54
11/19	NEW HAVEN	29-63	.460	8-20	.400	9-19	.474	17-23-40	21	19	1	16	75
	vs. Bloomfield	14-44	.318	2-9	.222	6-8	.750	7-21-28	8	32	0	11	36
11/22	New Haven	24-51	.471	5-16	.313	9-14	.643	10-26-36	10	19	1	1	62
	at Saint Rose	26-54	.481	7-17	.412	16-22	.727	7-19-26	18	8	2	10	75
11/30	New Haven	23-52	.442	5-13	.385	11-26	.423	12-33-45	11	21	2	4	62
	at American Int'l	25-62	.403	11-23	.478	10-16	.625	6-20-26	17	9	1	13	71
12/3	NEW HAVEN	32-60	.533	8-25	.320	7-11	.636	11-24-35	15	15	2	13	79
	vs. Franklin Pierce	17-47	.362	6-21	.286	11-14	.786	9-20-29	11	23	2	7	51
12/7	New Haven	29-58	.500	7-13	.538	11-17	.647	7-26-33	18	13	4	10	76
	at Bridgeport	26-58	.448	7-21	.333	15-17	.882	6-25-31	18	16	3	5	74
12/10	New Haven	19-56	.339	7-19	.368	10-15	.667	12-24-36	10	11	1	11	55
	at Saint Michaels	16-51	.314	5-17	.294	7-9	.778	10-27-37	11	15	5	6	44
12/13	NEW HAVEN	17-50	.340	3-17	.176	5-10	.500	9-22-31	5	18	0	8	42
	vs. Assumption	18-47	.383	3-11	.273	16-26	.615	13-26-39	10	19	1	6	55
12/31	NEW HAVEN	18-53	.340	4-21	.190	4-4	1.000	12-29-41	15	25	0	8	44
	vs. Le Moyne	19-54	.352	7-24	.292	12-15	.800	7-23-30	12	14	1	13	57
1/4	NEW HAVEN	32-65	.492	13-29	.448	7-10	.700	8-30-38	21	24	5	12	84
	vs. Dominican	33-74	.446	11-27	.407	10-16	.625	14-26-40	21	19	1	10	87
1/7	New Haven												
	at Saint Anselm												
1/10	New Haven												
	at So New Hampshire												
1/14	NEW HAVEN												
	vs. So Connecticut												
1/18	New Haven												
	at Bentley												
1/21	NEW HAVEN												
	vs. Pace												
1/24	New Haven												
	at Adelphi												
1/28	New Haven												
	at Franklin Pierce												
2/1	NEW HAVEN												
	vs. Saint Rose												
2/4	NEW HAVEN												
	vs. American Int'l												
2/7	NEW HAVEN												
	vs. Saint Michael's												
2/9	New Haven												
	at Chestnut Hill												
2/11	New Haven												
	at Assumption												
2/15	NEW HAVEN												
	vs. Staten Island												
2/18	New Haven												
	at Le Moyne												
2/21	NEW HAVEN												
	vs. Saint Michael's												

2022-23 SEASON STATISTICS

RECORD	OVERALL	HOME	AWAY	NEUTRAL
ALL GAMES	6-5	4-3	2-2	0-0
CONFERENCE	3-4	2-2	1-2	0-0
NON-CONFERENCE	3-1	2-1	1-0	0-0

#	Player	GP-GS	Min--Avg	-----Total-----		-----3-Point-----		----F-Throw----		-----Rebounds-----			PF	A	TO	Blk	Stl	Pts	Avg
				FG-FGA	Pct	3FG-FGA	Pct	FT-FTA	Pct	Off-Def	Tot	Avg							
11	Camryn DeBose	11-11	406--36.9	62-162	.383	21-58	.362	40-53	.755	13-39	52	4.7	17	30	30	0	19	185	16.8
34	Aurora Deshaies	11-11	341--31.0	70-103	.680	0-0	.000	15-30	.500	49-70	119	10.8	32	9	20	7	10	155	14.1
21	Kameryn King	10-*10	369--36.9	40-90	.444	10-35	.286	24-33	.727	7-19	26	2.6	18	47	35	1	15	114	11.4
12	Briana Van Cleaf	11-11	274--24.9	22-60	.367	8-22	.364	13-24	.542	11-30	41	3.7	34	27	26	1	15	65	5.9
15	Marigona Bacaliu	10-10	229--22.9	21-65	.323	8-32	.250	6-12	.500	2-26	28	2.8	28	13	31	0	25	56	5.6
25	Leighanna Lister	11-1	193--17.6	17-29	.586	0-0	.000	6-12	.500	11-35	46	4.2	12	5	13	6	7	40	3.6
1	Gabrielle Stickle	11-1	161--14.6	13-40	.325	10-25	.400	2-8	.250	6-16	22	2.0	4	8	9	0	6	38	3.5
14	Lindsay Hogan	11-0	90--8.2	9-23	.391	7-15	.467	0-0	.000	3-13	16	1.5	10	4	2	0	4	25	2.6
2	Briana Diaz	4-0	9--2.2	2-3	.667	2-3	.667	2-2	1.000	0-0	0	0.0	1	0	0	0	0	8	2.0
32	Bianca Pendleton	10-0	48--4.8	7-13	.538	0-0	.000	3-5	.600	4-6	10	1.0	8	2	7	0	1	17	1.7
5	Charlotte Bassett	8-0	43--5.4	5-10	.500	2-4	.500	0-0	.000	1-5	6	0.8	8	2	3	0	3	12	1.5
3	Aliyah Wright	7-0	46--6.6	3-8	.375	2-7	.286	0-2	.000	1-0	1	0.1	4	6	7	0	0	8	1.1
44	Alyssa Stevenson	9-0	35--3.9	3-6	.500	0-0	.000	3-4	.750	4-3	7	0.8	0	3	5	1	0	9	1.0
22	Iris Azcona	2-0	6--3.0	0-3	.000	0-2	.000	0-0	.000	0-1	1	0.5	1	0	0	0	0	0	0.0
TEAM										15-25	40	3.6	11						
NEW HAVEN TOTAL		11		274-615	.446	70-203	.345	114-185	.616	127-288	415	37.7	178	156	199	16	105	732	66.5
OPPONENTS TOTAL		11		238-606	.393	71-210	.338	128-170	.753	100-238	338	30.7	188	146	190	21	96	675	61.4

	New Haven	Opponent	Date	Opponent	Score	Att.
SCORING	732	675	11/12/22	GEORGIAN COURT	W 78-71	211
Points Per Game	66.5	61.4	* 11/16/22	ADELPHI	W 75-54	123
Scoring Margin	+5.2	-	11/19/22	BLOOMFIELD	W 75-36	194
FIELD GOALS	274-615	238-606	* 11/22/22	at Saint Rose	L 62-75	157
Field Goals pct	.446	.393	* 11/30/22	at American International	L 62-71	160
3-POINT FG-ATT	70-203	71-210	* 12/03/22	FRANKLIN PIERCE	W 79-51	280
3-point FG pct	.345	.338	12/07/22	at Bridgeport	W 76-74	173
3-point FG made per game	6.4	6.5	* 12/10/22	at Saint Michael's	W 55-44	224
FREE THROWS-ATT	114-185	128-170	* 12/13/22	ASSUMPTION	L 42-55	235
Free Throw pct	.616	.753	* 12/31/22	LE MOYNE	L 44-57	127
F-Throws made per game	10.4	11.6	01/04/23	GEORGIAN COURT	L-2OT 84-87	86
REBOUNDS	415	338	* - Northeast-10 Conference Game			
Rebounds per game	37.7	30.7				
Rebounding Margin	+7.0	-				
ASSISTS	156	146				
Assists per game	14.2	13.3				
TURNOVERS	199	190				
Turnovers per game	18.1	17.3				
Turnover Margin	-0.8	-				
Assist/Turnover Ratio	0.8	0.8				
STEALS	105	96				
Steals per game	9.5	8.7				
BLOCKS	16	21				
Blocks per game	1.5	1.9				
ATTENDANCE	1,256	714				
Home Games avg. per game	7-179	4-179				
Neutral site avg. per game	-	-				

Score by Periods	1st	2nd	3rd	4th	OT	Totals
New Haven	183	154	183	196	16	- 732
Opponents	153	169	154	180	19	- 675