NEW HAVEN CHARGERS
MEN'S BASKETBALL

DAN RUEDE
Assistant Director of Athletics / Strategic Communications
Charger Gym, 300 Boston Post Road, West Haven, CT 06516
O: 203.932.7025 | C: 203-535-9503
druede@newhaven.edu | www.NewHavenChargers.com

2022-23 SCHEDULE/RESULTS

OVERALL: 23-10 | NE10: 13-7

NOVEMBER			
Wed.	16	at Saint Michael's *	L, 74-75
Sat.	**19**	**ADELPHI ***	**W, 82-64**
Tue.	22	at Saint Rose *	W, 69-65
Sat.	26	at Indiana (PA)	L, 60-65
Wed.	30	at American International *	W, 81-54
DECEMBER			
Sat.	**3**	**FRANKLIN PIERCE ***	**W, 67-56**
Tue.	**6**	**ASSUMPTION ***	**W, 74-73**
Thu.	**8**	**BLOOMFIELD**	**W, 74-66**
Sun.	11	at Chestnut Hill	L, 65-74
Thu.	**29**	**MOLLOY**	**W, 97-72**
Sat.	**31**	**LE MOYNE ***	**W, 69-50**
JANUARY			
Wed.	4	at Georgian Court	W, 69-60
Sat.	7	at Saint Anselm *	W, 72-63
Tue.	10	at Southern New Hampshire *	L, 52-80
Sat.	**14**	**SOUTHERN CONNECTICUT ***	**W, 58-51**
Wed.	18	at Bentley *	W, 60-59
Sat.	**21**	**PACE ***	**W, 56-50**
Tue.	24	at Adelphi *	L, 60-74
Sat.	28	at Franklin Pierce *	L, 72-77
FEBRUARY			
Wed.	**1**	**SAINT ROSE ***	**L, 72-77**
Sat.	**4**	**AMERICAN INTERNATIONAL ***	**W, 62-54**
Tue.	**7**	**SAINT MICHAEL'S ***	**W, 55-48**
Sat.	11	at Assumption *	L, 64-65
Wed.	**15**	**STATEN ISLAND ***	**W, 83-60**
Sat.	18	at Le Moyne *	W, 62-57
Tue.	**21**	**SAINT ANSELM ***	**L, 64-65**
Fri.	*24*	*NE10 First Round vs American Int'l*	*W, 69-51*
Sun.	*26*	*NE10 Quarterfinal vs Southern Conn.*	*W, 75-59*
MARCH			
Wed.	*1*	*NE10 Semifinal at So New Hampshire*	*W, 59-42*
Sat.	*4*	*NE10 Championship at Saint Anselm*	*L, 54-65*
Mar.	*11*	*NCAA East Region Quarterfinal vs Pace*	*W, 83-57*
Mar.	*12*	*NCAA East Region Semifianl vs Caldwell*	*W, 77-56*
Mar.	*14*	*NCAA East Region Championship vs Bentley*	*7:30 PM*
Mar.	*21*	*NCAA Elite Eight vs West Liberty*	*3:30 PM*
Mar.	*23*	*NCAA Final Four*	*2:00 PM*
Mar.	*25*	*NCAA Division II Championship*	*3:00 PM*

* Northeast-10 Conference game
Home games in **BOLD CAPS** played at Charger Gymnasium

NEW HAVEN (23-10, 13-7 NE10)
CHARGERS

AT A GLANCE

Opening Tip	3:30 p.m.
Location	Evansville, Ind.
Venue	Ford Center
Capacity	1,200
Live Video	NCAA.com/D2
Live Stats	NCAA.com/D2
All-Time Series	1-0
Active Streak	W1
Last Meeting	New Haven 69-68 (12.9.00)
First Meeting	New Haven 69-68 (12.9.00)
Hotaling vs. West Liberty	0-0

WEST LIBERTY (31-3, 20-2 ME)
HILLTOPPERS

PROJECTED NEW HAVEN STARTERS

4 QUASHAWN LANE
GR • 6-2 • GUARD
TRENTON, N.J.

PPG	RPG	AST	MIN
15.0	3.5	4.2	35.5

NOTES:
- Became the 38th member of the UNH 1,000 point club with a 3-pointer late in the win over Le Moyne on New Year's Eve
- Leads the team with 137 assists, with 4.2 per game average fourth most in the NE10
- Scored the game-winning bucket at the buzzer in the regular season vs Bentley, erasing a 27-point deficit

10 TY PERRY
SR • 6-3 • FORWARD
BOSTON, MASS.

PPG	RPG	AST	MIN
15.3	3.8	1.3	29.2

NOTES:
- Has started the 32 games he has played in this season
- Leads the team and is 7th in the NE10 with average 15.3 points per game
- Scored 20+ in nine games, including the only 30 point performance of the season in the Regional QF vs Pace

15 KENDALL MCMILLAN
SR • 6-1 • GUARD
COLUMBIA, MD.

PPG	RPG	AST	MIN
2.6	1.4	0.6	8.8

NOTES:
- Started the three games in the East Regionals replacing Victor Olawoye who was injured in the NE10 Championship game
- Scored a career-high 11 points in the East Region Championship vs Bentley

12 MAJUR MAJAK
SR • 7-1 • CENTER
POUGHKEEPSIE, N.Y.

PPG	RPG	BLK	MIN
7.0	11.8	3.1	32.5

NOTES:
- Leads the NE10 with 11.8 rebounds per game average, third in NCAA D2, 1st in NCAA D2 in total rebounds (390)
- Leads the team, the NE10 and is third in the nation with 101 blocks, average of 3.1 per game
- Best in the NE10 with 63 FG% (94-of-149)

34 DAVONTREY THOMAS
JR • 6-5 • FORWARD
POUGHKEEPSIE, N.Y.

PPG	RPG	AST	MIN
12.8	4.1	1.3	34.7



NOTES:
- Third on the team with 12.8 ppg average
- Leads the team from beyond the arc with 85 three pointers, with his 2.6 3's per game fifth among all NE10 players

PUT ME IN COACH I'M READY TO PLAY (FIRST OFF THE BENCH)

23 SEAN BRAITHWAITE
JR • 6-6 • FORWARD
CENTER MORICHES, N.Y.

PPG	RPG	AST	MIN
2.9	1.4	0.8	16.8

NOTES:
- Only non-starter to make an apperance in all 33 games
- Started one game on the road at Saint Anselm

2022-23 NEW HAVEN CHARGERS NUMERICAL ROSTER

##	Name	Cl.	Po.	Ht.	Wt.	Hometown / High School / Last School	Pronunciation Guide
0	Andre Francis	Gr.	F	6-6	185	Hartford, Conn. / The Master's School / Concordia (N.Y.)	
2	Tarese Morse	So.	F	6-5	210	Springfield, Mass. / Springfield / Hutchinson CC	
3	Justin Hendrick	So.	G	6-2	175	Valley Stream, N.Y. / St. Francis / Niagara CC	
4	Quashawn Lane	Gr.	G	6-2	175	Trenton, N.J. / Trenton Catholic Academy	qway-shawn
5	Joshua Hopson	Fr.	F	6-8	255	Jersey City, N.J. / MacDuffie School	
10	Ty Perry	Sr.	F	6-3	200	Boston, Mass. / Brighton / Buffalo	
11	Victor Olawoye	Gr.	G	6-2	185	Elmont, N.Y. / Elmont Memorial / Gannon	oh-la-woah-ye
12	Majur Majak	Sr.	C	7-1	235	Poughkeepsie, N.Y. / The Patrick School	major muh-jok
13	Christian Kellman	So.	G	6-10	170	Little Neck, N.Y. / John Adams	
15	Kendall McMillan	Sr.	G	6-1	180	Baltimore, Md. / Mount Saint Joseph	
20	Adriel Gill	Sr.	G	6-2	195	Meriden, Conn. / Platt	
21	Ethan Simmon	Fr.	F	6-5	190	Edison, N.J. / St. Joseph Metuchen	
22	Jason Edokpayi	So.	F	6-6	220	Laurel, Md. / Mount St. Joseph / Fairfield	ee-dough-pie-yay
23	Sean Braithwaite	Jr.	F	6-6	220	Center Moriches, N.Y. / Center Moriches	brayth-wait
25	Kyle Kearson	Fr.	F	6-4	170	West Haven, Conn. / West Haven	
34	Davontrey Thomas	Jr.	F	6-5	200	Poughkeepsie, N.Y. / Poughkeepsie	

Head Coach: Ted Hotaling (Albany '95) – 12th Season
Assistant Coach: Derrick Seldon (Western Connecticut '15) - Second Season
Graduate Assistant Coach: Devon Moore (New haven '22) - First Season
Volunteer Assistant Coach: Shawn Mobilio - Second Season

ANDREW FRANCIS
0 GR | Forward

TARESE MORSE
2 SO | Forward


JUSTIN HENDRICK
3 SO | Guard

QUASHAWN LANE
4 GR | Guard

JOSHUA HOPSON
5 FR | Forward

TY PERRY
10 SR | Forward


VICTOR OLAWOYE
11 GR | Guard


MAJUR MAJAK
12 SR | Center

CHRISTIAN KELLMAN
13 SO | Guard

KENDALL MCMILLAN
15 SR | Guard


ADRIEL GILL
20 SR | Guard


ETHAN SIMMON
21 FR | Forward

JASON EDOKPAYI
22 SO | Forward

SEAN BRAITHWAITE
23 JR | Forward

KYLE KEARSON
25 FR | Forward


DAVONTREY THOMAS
34 JR | Forward

TED HOTALING
HC 12th Season

VS

TALE OF THE TAPE

23-10, 13-7	OVERALL RECORD	31-3, 20-2
W3	CURRENT STREAK	W16
68.3	POINTS PER GAME	100.1
61.8	OPP POINTS PER GAME	80.6
+6.5	SCORING MARGIN	+19.6
.461	FIELD GOAL PCT	.496
.390	OPP FIELD GOAL PCT	.472
.333	3-POINT FG PCT	.381
.347	OPP 3-POINT FG PCT	.339
7.2	3PT MADE/GAME	12.4
.760	FREE THROW PCT	.747
36.3	REBOUNDS PER GAME	37.5
32.6	OPP. REBOUNDS PER GAME	37.2
+3.7	REBOUND MARGIN	+0.3
10.5	TURNOVERS PER GAME	11.5
-1.0	TURNOVER MARGIN	-77
12.0	ASSISTS PER GAME	22.1
5.2	STEALS PER GAME	10.8
4.1	BLOCKS PER GAME	3.1

STATISTICAL LEADERS

SCORING

NEW HAVEN		WEST LIBERTY	
Perry	15.3	Butler	22.6
Lane	15.0	Montague	12.0
Thomas	12.8	McKinney	12.0

REBOUNDING

NEW HAVEN		WEST LIBERTY	
Majak	11.8	Butler	7.0
Olawoye	4.3	Sarson	4.3

ASSISTS

NEW HAVEN		WEST LIBERTY	
Lane	137	Montague	128
Olawoye	94	Butler	126

STEALS

NEW HAVEN		WEST LIBERTY	
Lane	47	Cannady	53
Olawoye	39	Montague/West	49

BLOCKS

NEW HAVEN		WEST LIBERTY	
Majak	101	Butler	22
Lane	12	Sarson	18

THE LEAD

For the first time in program history, the New Haven men's basketball team will be playing in the NCAA Division II Elite Eight after earning the programs first ever NCAA East Region Championship outscoring their three opponents in the regionals by 18.7 points per game, limiting them to 36.2 percent shooting, including just 26.8 percent from beyond the three-point arc. The Elite Eight pairing for New Haven is a team the Chargers has met just once prior in its 60-year history, West Liberty. The Elite Eight showdown between New Haven and the Chargers can be seen live on NCAA.com.

SCOUTING THE CHARGERS

Heading into the national postseason tournament, New Haven continues to rely heavily on its starters. With the recent loss of Victor Olawoye to injury, the remaining four starters are all averaging 29+ minutes per game, with three of the four averaging in double figures. With his season-best (for all Chargers) of 30 points in the regional quarterfinal vs Pace, senior transfer guard Ty Perry took over the top spot in the scoring column for the Chargers, now averaging 15.3 points per game. For the season, Perry has scored 20+ a team-best nine times. Following him in the scoring column is graduate guard Quashawn Lane is averaging 15.0 ppg average. Lane has scored in double figures in all but three games this season, and surpassed 20+ in the scoring column in five games. For the season, Lane is shooting 52.4 percent (182-347) and leads the team with 137 assists and 47 steals. Junior Davontrey Thomas rounds out the top three with a 12.8 ppg average, including leading the team from beyond the arc with 85 three pointers. With his second three pointer in the East Region Semifinal against Caldwell, Thomas became the second player this year and the 39th in program history to break the 1,000-point plateau. Senior center Majur Majak has also been a major contributor on the season, averaging 7.0 points and an NE10 leading 11.8 rebounds per game, with that ranking third in NCAA D2, while his 390 total rebounds is the most by any single player. Majak also leads the team, the NE10 and is third in the nation with 101 blocked shots.

SCOUTING THE HILLTOPPERS

Making their third straight appearance in the NCAA Division II Elite Eight, West Liberty cruised through the Atlantic Regional as the No. 2 seed, knocking off top seeded IUP in the championship game 70-53 to punch its ticket to Evansville. With a 31-3 overall record, West Liberty has won its last 16 straight games heading into the national quarterfinals as the second highest scoring team in the country at 100.1 points per game, second only to top seeded Nova Southeastern (103.1). As a team, the Hilltoppers are shooting 49.6 percent from the field, while averaging 37.5 rebounds per game. As part of that high scoring offense, West Liberty also leads the nation in assists per game (22.1) and three pointers per game (12.4). All five of the Hilltoppers starting five are averaging in double figures, led by junior guard Bryce Butler who is 11th in the country averaging 22.6 points per game. He also leads the team with an average of 7.7 rebounds per game and is second with 126 assists.

SERIES HISTORY VS WEST LIBERTY

- New Haven and West Liberty have met just once in the history of the two programs when the Hilltoppers visited West Haven in December of 2000. New Haven earned a 69-68 victory in that game.

NEXT TIME OUT

The winner of Tuesday's Elite Eight battle between New Haven and West Liberty will advance to the national semifinals where they will face the winner of the quarterfinal featuring No. 3 seed Black Hills State and No. 6 seed Minnesota Duluth. The national semifinals are scheduled for Thursday, March 23 with the games being televised live on CBS Sports Network. Tipoff in the semifinals is slated for 2:00 p.m. EST.

NEW HAVEN IN THE NCAA TOURNAMENT

New Haven makes its 10th appearance in the NCAA Championship and its third in the last four seasons. The 2023 appearance is also the fifth in the 12-year tenure of head coach Ted Hotaling. Overall, New Haven owns an 8-11 record in the NCAA Championship. Including this season, the Chargers have won their first-round game in each of its last three appearances (2019, 2022, 2023) and four of its last five appearances (2013). The meeting against West Liberty in the Elite Eight marks the first time the two teams will meet in the NCAA Tournament.

BUILDING A POWER BRAND

With this year's men's basketball selection to the national tournament, the University of New Have is part of an elite group as one of just three schools who have qualified for the national tournament in both football and men's basketball in each of the last two seasons. In 2022, the Chargers were one of eight teams who advanced to both tournament and one of just three schools to win at least one game in both tournaments. This season, we take it one step further and are now one of just three teams to advance to the national tournament in both sports in back-to-back seasons. The other two teams joining the Chargers are Northwest Missouri State and Ferris State, the latter of which one the NCAA Division II Football Championship.

MAKE ROOM ON THE SHELVES

Following a regular season that left New Haven in the hunt for a Northeast-10 Conference Championship, a trio of New Haven men's basketball players picked up the first postseason honors of the season, highlighted by senior center Majur Majak who was a repeat selection as the Northeast-10 Defensive Player of the Year. In addition to his major award, Majak was also one of six players named to the All-Defensive team, while he was joined in All-Conference accolades by graduate guard Quashawn Lane and senior transfer Ty Perry who earned First Team and Third Team distinction, respectively.

AT OUR BEST AGAINST THE BEST

With its three victories over Bentley, Saint Anselm and Southern Connecticut, New Haven has proven that it can handle playing against the best teams in the Northeast-10 Conference. The wins over Southern Connecticut (58-51), Saint Anselm (72-63) and Bentley (60-59) all giving New Haven great standing in the league heading down the stretch. In those three games alone, the Chargers held the conference foes to just 57.7 points per game, while shooting 42 percent from the field.

NCAA TOURNAMENT HISTORY
OVERALL RECORD: 5-11

1987
New England Regional at New Hampshire College
Semifinal ..... vs New Hampshire College ..... L, 70-71
Third Place ..... vs Saint Anselm ..... L, 88-94

1988
New England Regional at New Haven
Semifinal ..... vs Quinnipiac ..... W, 96-62
Championship ... vs Lowell ..... L, 72-84

1990
New England Regional at New Hampshire College
Semifinal ..... vs Bridgeport ..... L, 78-83
Third Place ..... vs New Hampshire College ..... L, 88-91

2003
East Regional at UMass Lowell
Quarterfinal ..... vs So New Hampshire ..... W, 76-71
Semifinal ..... vs C.W. Post ..... L, 61-78

2004
Northeast Regional at UMass Lowell
Quarterfinal ..... vs So New Hampshire ..... L, 67-74

2013
East Regional at Southern New Hampshire
Quarterfinal ..... vs Dominican ..... W, 73-66
Semifinal ..... vs Franklin Pierce ..... L, 63-80

2014
East Regional at Southern Connecticut
Quarterfinal ..... vs Bloomfield ..... L, 57-59

2019
East Regional at Saint Anselm
Quarterfinal ..... vs Daemen ..... W, 72-67
Semifianl ..... at Saint Anselm ..... L, 69-70

2022
East Regional at Bentley
Quarterfinal ..... vs Saint Anselm ..... W, 78-70
Semifinal ..... vs Saint Thomas Aquinas ..... L, 61-71

2023
East Regional at Saint Anselm
Quarterfinal ..... vs Pace ..... W, 83-57
Semifinal ..... vs Caldwell ..... W, 77-56
Championship ... vs Bentley ..... W, 69-60

NCAA National Championship
Elite Eight ..... vs West Liberty

NCAA
2023 DIVISION II MEN'S BASKETBALL CHAMPIONSHIP

CHARGERS RECORD WHEN...

Overall	23-10
Home	13-2
Away	6-7
Neutral	3-0
BY MONTH	
November	3-2
December	5-1
January	5-3
February	6-3
March	4-1
BY DAYS OF THE WEEK	
Monday	0-0
Tuesday	4-3
Wednesday	5-2
Thursday	2-0
Friday	1-0
Saturday	9-4
Sunday	2-1
CLOSE GAMES	
New Haven leads with 5:00 left in game	20-0
New Haven trails with 5:00 left in game	3-10
Tied with 5:00 left to play	0-0
Decided by five points or less	4-5
Decided by 6-10 points	8-2
Games decided by 11+ points	11-3
Overtime	1-0
OFFENSIVE OUTPUT	
New Haven scores less than 50 pts	0-0
New Haven scores 50-59 pts	4-2
New Haven scores 60-69 pts	9-6
New Haven scores 70-79 pts	5-2
New Haven scores 80 or more pts	5-0
DEFENSIVE OUTPUT	
Opponent scores less than 50 pts	2-0
Opponent scores 50-59 pts	12-0
Opponent scores 60-69 pts	7-4
Opponent scores 70-79 pts	2-5
Opponent scores 80 or more pts	0-1
NEW HAVEN FROM THE FIELD	
New Haven shoots below 30%	0-0
New Haven shoots 30-40%	6-2
New Haven shoots 40-50%	9-7
New Haven shoots above 50%	8-1
New Haven shoots higher % than opp	19-3
New Haven shoots lower % than opp	4-7
New Haven shoots same % as opp	0-0
REBOUNDING	
Outrebounded opponent	17-6
Outrebounded by opponent	4-4
Rebounds are equal	2-0
MISCELLANEOUS	
Leading at halftime	18-0
Trailing at halftime	3-10
Tied at halftime	2-0
Has two players or less in double figures	3-4
Has three players in double figures	8-3
Has four or more players in double figures	12-3
Commit same or less TO than opp.	11-5
Commit more TO than opp.	12-5
Games following a win	15-7
Games following a loss	8-2
Makes more or same 3FGs than opp	12-0
Makes less 3FGs than opp	12-9
Makes more or same FTs than opp	19-8
Makes fewer FTs than opp	4-2

CHARGERS BY THE NUMBERS

DOUBLE DIGIT SCORING	22-23	NE10	CAREER
Braithwaite	--	--	2
Hendrick	3	2	3
Lane	30	19	45
Majak	10	5	16
McMillan	1	--	2
Olawoye	13	10	20
Perry	27	15	27
Thomas	26	15	56

20+ POINT GAMES	22-23	NE10	CAREER
Lane	5	4	12
Perry	9	4	9
Thomas	3	2	6

10+ REB GAMES	22-23	NE10	CAREER
Lane	--	--	1
Majak	23	13	30
Thomas	1	--	5

5+ ASSIST GAMES	22-23	NE10	CAREER
Hendricl	1	--	1
Lane	14	9	33
McMillan	--	--	2
Olawoye	7	4	14
Thomas	1	--	2

10+ ASSIST GAMES	22-23	NE10	CAREER

5+ BLOCK GAMES	22-23	NE10	CAREER
Majak	6	3	11

5+ STEAL GAMES	22-23	NE10	CAREER
Lane	1	1	2
Olawoye	--	--	1

DOUBLE-DOUBLE (P/R)	22-23	NE10	CAREER
Lane	--	--	1
Majak	9	4	13
Thomas	1	--	5

GAMES STARTED	22-23	NE10	CAREER
Braithwaite	1	1	4
Hendrick	1	1	1
Lane	33	20	109
Majak	33	20	59
McMillan	3	--	4
Olawoye	29	18	49
Perry	32	20	32
Thomas	33	20	89

DEFENSE ON LOCK

The Chargers entered the NE10 Championship allowing the least amount of points in the conference. Heading into the East Regional Championship vs Bentley, New Haven is holding opponents to 61.8 points per game, which continues to lead the NE10 and is 10th best in NCAA Division II. New Haven has also held opponents to a 39.1 field goal percentage, which also leads the NE10, and is the third lowest in all of NCAA D2.

KEEPING IT CLEAN

Something that coach Hotaling and the Chargers pride themselves on is playing a clean version of the game. For the season, New Haven is averaging just 10.5 fouls per game which is the lowest average in all of NCAA Division II. This season, New Haven has finished 11 games with single digit fouls, including a season low of three against Bloomfield (Dec. 8), while finishing the regional championship game against Bentley with just four total fouls.

HONOR ROLL

After scoring his 1,000th career point earlier this season, graduate guard Quashawn Lane continues to make headlines for the Chargers as he picked up the first weekly award of the season for New Haven, named NE10 Player of the Week (January 23) following a 2-0 week for the Blue and Gold. Lane averaged 19.5 points while shooting 51.7 percent (15-of-29) to lead the Chargers to wins over Bentley and Pace. Among his performance was scoring the game-winner against the Falcons as time expired while also scoring six points in the final minutes and picking off a Pace pass in the final minute then finding Davontrey Thomas on a breakaway for the game-winning slam dunk.

WELCOME TO THE CLUB

With just over 100 seconds remaining against Le Moyne on New Year's Eve, graduate guard Quashawn Lane wrote his name in the record books as he became the 38th player in program history to reach the 1,000-point plateau. Throughout the postseason, Lane continues to climb the all-time scoring list. With his 19 points in the regional championship against Bentley, he moved up three spots to 18th on the all-time list and now needs 17 points to jump another position.

WELCOME TO THE CLUB PART DEUX

With his second of four three pointers in the NCAA East Region Semifinal against Caldwell junior Davontrey Thomas became the second player this season to break the 1,000-point plateau, now the 39th player in school history. With another season of eligibility in a Charger uniform, Thomas has plenty of time left to climb the all-time list. Based on his current scoring this season, if he were to match that performance in 2023-24, he would close out his career 15th all-time in program history. However, a major outside shooting threat for the Chargers, Thomas could land himself higher on the list than that. With his current total of 1,021 points, Thomas needs seven to move up one spot to 38th all-time.

A PERRY GOOD FIRST IMPRESSION

After losing long-time Charger Derrick Rowland in the offseason, the Chargers were one man short in their starting five. Hotaling brought in senior guard Ty Perry to fill that gap in the lineup and the transfer made an immediate impact. After stints at Fordham and Buffalo, Perry now calls New Ha-

TEAM STATISTICS

	All Games	Home	Away	Neutral	Non-Conf.	Conf. Games	Postseason
RECORD	23-10	13-2	7-8	3-0	10-3	13-7	6-1
SCORING	2,254	1,052	973	229	934	1,320	486
Points per game	68.3	70.1	64.9	76.3	71.8	66.0	69.4
Scoring margin	+6.5	+10.7	-0.1	+18.4	+11.3	+3.4	13.7
FIELD GOALS-ATT	836-1,815	397-823	360-835	79-157	340-713	496-1,102	175-358
Field goal pct	.461	.482	.431	.503	.477	.450	.489
3 POINT FG-ATT	237-712	107-315	98-323	32-74	111-306	126-406	64-151
3-point FG pct	.333	.340	.303	.432	.363	.310	.424
3-pt FG made per game	7.2	7.1	6.5	10.7	8.5	6.3	9.1
FREE THROWS-ATT	345-454	151-202	155-207	39-45	143-185	202-269	72-87
Free throw pct	.760	.748	.749	.867	.773	.751	.828
REBOUNDS	1,198	558	526	114	489	709	252
Rebounds per game	36.3	37.2	35.1	38.0	37.6	35.5	36.0
Rebounding margin	+3.7	+4.2	+2.0	+9.3	+6.6	+1.8	+5.9
ASSISTS	396	214	135	47	172	224	88
Assists per game	12.0	14.3	9.0	15.7	13.2	11.2	12.6
TURNOVERS	348	160	165	23	140	208	59
Turnovers per game	10.5	10.7	11.0	7.7	10.8	10.4	8.4
Turnover margin	-1.0	-0.6	-1.1	-3.0	-2.7	+0.1	-3.0
Assist/turnover ratio	1.1	1.3	0.8	2.0	1.2	1.1	1.5
STEALS	170	86	74	10	61	109	24
Steals per game	5.2	5.7	4.9	3.3	4.7	5.5	3.4
BLOCKS	136	76	44	16	64	72	32
Blocks per game	4.1	5.1	2.9	5.3	4.9	3.6	4.6

ven home. In his Chargers' debut, Perry tied a team-high with 20 points on 8-20 shooting while pulling in a career-high nine rebounds. Perry was also a factor on defense, coming away with a career-high three steals on the opposite end. That season-opening 20 points began a streak of eight straight games in double figures, with a high in the regular season of 24 reached three times. He then set a career-high in the opening round of the NCAA East Regional Championship with the first 30-point game of his career and of the season for New Haven. For the season, Perry has scored 20+ points nine times. He enters the national quarterfinals leading the team with his 15.3 points per game average, which is eighth highest in the NE10.

MAJUR BLOCK PARTY

The Chargers' big man transformed the paint into a restricted area last season, swatting away a conference-high 85 shots on his way to NE10 Defensive Player of the Year. After setting the New Haven single-season record for blocked shots, Majak hasn't lost a step, tallying 101 blocks in the 33 games. Majak swatted a career-high 11 blocks in the regular season win over Southern Connecticut. In his two short seasons at UNH, Majak currently has 186 blocks which is third most in school history and he needs six more to move into second all-time by himself.

EFFICIENCY IS KEY

The Chargers have been efficient with the ball in their hands, shooting 836-1,815 (46.1 percent) from the floor, third best in the conference. Majak currently leads all conference scorers with a 63.1 shooting percentage, followed by Lane, who is shooting 52.4 percent. With 33 games in the books, the Chargers average 68.3 points per game, which is 11th best in the NE10, while they rank third in the NE10 in offensive efficiency (1.048).

DOMINATE THE PAINT

After drawing even in rebounds with an opponent for the first time against Franklin Pierce (Dec. 3), the Chargers continue to dominate on the rebounding front, finishing 21 games outrebounding their opponent, while tied in that column twice. Overall, the Chargers are

NORTHEAST-10 CONFERENCE STANDINGS

Through Games of Mar 124

	NE10			OVERALL		
	W	L	PCT	W	L	PCT
So. New Hampshire	16	4	.800	21	9	.700
Saint Anselm	15	5	.750	22	8	.733
Bentley	15	5	.750	23	7	.767
New Haven	**13**	**7**	**.650**	**23**	**10**	**.697**
So. Connecticut	11	9	.550	18	12	.600
Le Moyne	11	9	.550	15	15	.500
Pace	11	9	.550	20	11	.645
Franklin Pierce	11	9	.550	18	12	.600
Assumption	10	10	.500	14	14	.500
Adelphi	6	14	.300	12	17	.414
Saint Michael's	5	15	.250	11	18	.379
Saint Rose	3	17	.150	9	20	.310
American Int'l	3	17	.150	5	24	.172

SCORING BREAKDOWN (NEW HAVEN/OPPONENT)

Game	Pts in Paint	Pts off TOs	2nd ch. Pts.	1st Half Pts.	2nd Half Pts.	OT	FT	FB	Starter	Bench
at Saint Michael's	44/22	9/10	12/6	31/32	43/43	-	9/9	9/11	69/66	5/9
ADELPHI	48/14	15/13	3/10	46/32	36/32	-	8/6	16/14	73/47	9/17
at Saint Rose	42/32	25/15	9/11	29/29	32/32	8/4	9/4	2/8	64/44	5/21
at Indiana (PA)	26/22	7/17	9/6	22/33	38/32	-	8/19	9/8	60/60	0/5
at American Int'l	34/20	6/9	15/3	33/21	48/33	-	13/5	14/4	58/28	23/26
FRANKLIN PIERCE	32/16	7/4	4/7	28/19	39/37	-	10/6	18/5	65/38	2/18
ASSUMPTION	40/26	2/14	0/8	46/37	28/36	-	8/3	14/5	64/66	10/7
BLOOMFIELD	34/30	12/12	0/4	33/24	41/42	-	8/0	16/8	65/43	9/23
at Chestnut Hill	32/24	15/3	7/23	28/37	37/37	-	18/15	2/0	50/56	15/18
MOLLOY	36/26	12/17	12/6	54/35	43/37	-	14/12	18/17	72/40	25/32
LE MOYNE	40/16	10/3	9/1	37/30	32/20	-	6/5	14/13	63/24	6/26
at Georgian Court	28/20	10/13	10/11	37/31	32/29	-	13/4	7/17	57/38	12/22
at Saint Anselm	40/26	11/13	7/13	36/37	36/26	-	10/3	12/14	67/59	5/4
at So. New Hampshire	24/14	1/10	18/13	24/33	28/47	-	12/4	7/1	41/68	11/12
SO CONNECTICUT	28/22	9/20	11/16	32/22	26/29	-	18/11	13/10	56/41	2/10
at Bentley	20/22	7/6	5/4	12/37	48/22	-	2/3	5/7	46/52	14/7
PACE	22/14	13/11	7/9	32/32	24/18	-	7/10	8/3	53/41	3/9
at Adelphi	16/18	3/9	3/4	31/43	29/31	-	6/6	9/3	46/66	14/8
at Franklin Pierce	38/30	17/16	8/13	29/33	43/44	-	13/7	15/21	61/63	11/14
SAINT ROSE	38/24	21/11	2/0	31/45	36/27	-	12/4	8/12	61/61	6/11
AMERICAN INT'L	22/18	10/8	5/16	29/27	33/27	-	14/3	2/3	51/51	11/3
SAINT MICHAEL'S	34/18	11/11	8/2	32/23	23/25	-	15/7	10/8	51/38	4/10
at Assumption	32/28	16/11	7/6	36/37	28/28	-	13/2	5/13	58/65	6/0
STATEN ISLAND	50/34	16/14	13/10	39/22	44/38	-	10/2	22/9	59/17	24/43
at Le Moyne	26/16	12/10	4/4	25/29	37/28	-	12/6	11/8	60/40	2/17
SAINT ANSELM	36/30	14/5	4/8	35/42	29/23	-	5/3	10/2	55/60	9/5
AMERICAN INT'L	24/14	9/9	8/2	34/25	35/26	-	9/11	10/10	56/48	13/3
SO CONNECTICUT	34/24	5/11	11/12	38/34	37/25	-	7/3	2/2	72/54	3/5
So New Hampshire	18/20	7/4	4/13	26/16	33/26	-	11/5	3/2	56/37	3/5
So New Hampshire	22/26	6/15	0/2	42/29	23/25	-	6/6	12/5	50/65	4/0
Pace	12/18	8/7	8/2	43/29	40/28	-	16/6	5/8	69/48	14/9
Caldwell	38/24	10/12	5/3	40/20	37/36	-	14/7	12/15	65/43	12/13
Bentley	30/14	2/2	2/12	33/26	36/34	-	9/4	2/0	56/60	13/0

CLASS SCORING

	Fr.	So.	Jr.	Sr.	Gr.
at Saint Michael's	-	-	25	30	19
ADELPHI	-	2	23	21	36
at Saint Rose	2	-	18	28	21
at Indiana (PA)	-	-	14	26	20
at American Int'l	6	14	17	22	22
FRANKLIN PIERCE	-	2	15	28	22
ASSUMPTION	2	2	6	32	32
BLOOMFIELD	2	3	16	30	23
at Chestnut Hill	-	1	20	19	25
MOLLOY	3	14	18	37	25
LE MOYNE	0	3	15	26	25
at Georgian Court	2	0	15	30	22
at Saint Anselm	0	5	32	2	33
at So New Hampshire	4	0	4	29	15
SO CONNECTICUT	0	0	14	21	23
at Bentley	0	14	11	14	21
PACE	0	3	7	17	29
at Adelphi	0	9	3	28	20
at Franklin Pierce	0	13	19	19	21
SAINT ROSE	0	0	10	24	33
AMERICAN INT'L	0	6	16	11	29
SAINT MICHAEL'S	0	2	13	17	23
at Assumption	0	0	18	15	31
STATEN ISLAND	0	12	24	31	16
at Le Moyne	0	2	15	28	17
SAINT ANSELM	0	4	17	4	39
AMERICAN INT'L	0	12	17	26	14
SO CONNECTICUT	0	0	24	25	26
So New Hampshire	0	3	10	19	27
Saint Anselm	0	0	8	23	23
Pace	0	5	18	45	15
Caldwell	0	2	25	32	18
Bentley	0	10	10	30	19
TOTAL	**21**	**143**	**517**	**789**	**784**

19-6 when either tied or outrebounding their opponent. For the season, Majur Majak leads the team with his 11.8 rebounds per game average, which leads the NE10 and is third best in the nation, while his 390 total rebounds is the most by any single player in the country. In addition, Majak leads the conference and the nation in defensive rebounds per game (9.61). As a squad, the team is second in the NE10 with 29.03 defensive rebounds per game and fifth in total rebounds with 36.3.

SEASON OF GIVING

The Chargers racked up a season-best 19 assists in its regional semifinal win over Caldwell on Sunday night, marking the 21st game this season with double digit assists, including the first eight games of the season. The 19 against the Cougars was the second time this season they dished out 19, the first coming against Staten Island. In the now 22 games the Chargers have finished with double figure assists, New Haven is 19-3 overall, average 71.6 points per game and 14.6 assists per game. For the year, the Chargers are led by Quashawn Lane who has 137 assists, including a pair of nine assist games, most recently in the East Region Semifinal vs Caldwell.

AT THE HELM

Head coach Ted Hotaling in in the midst of his 12th season strolling the sidelines alongside his Chargers. With 196 career victories, Hotaling stands second among nine head coaches in the history of the New Haven men's basketball program and with four more wins would become just the second coach in program history to win 200 career games. Named the ninth head coach in program history on March 31, 2010, Hotaling led the Chargers to back-to-back appearances in the Northeast-10 Conference Championship game, a pair of nine total appearances in the conference tournament under his tutelage. In addition, Hotaling's teams have earned five bids to the NCAA Division II National Tournament, including in three of the last four seasons.

BUILDING FOR THE FUTURE

If you haven't visited North Campus recently you haven't seen the construction taking place adjacent to Charger Gymnasium. The site is the future home of the Peterson Performance Center, a state of the art facility that will house strength and conditioning, sports medicine, a new football locker room and meeting space with the ability to be tailored for the many different needs of all 20 varsity Charger athletic teams. The entire facility will measure 7,000 square feet and house 20 Olympic style weightlifting racks and a 60-yard turf agility and conditioning area. Construction is scheduled to be completed during the fall with the building opening for the Spring 2023 semester.

GAME-BY-GAME STARTERS (MIN.)

GAME					
at Saint Michael's	Lane (39)	Olawoye (37)	Majak (31)	Thomas (37)	Perry (29)
ADELPHI	Lane (30)	Olawoye (28)	Majak (26)	Thomas (32)	Perry (28)
at Saint Rose	Lane (43)	Olawoye (40)	Majak (33)	Thomas (42)	Perry (39)
at Indiana (PA)	Lane (36)	Olawoye (36)	Majak (37)	Thomas (37)	Perry (35)
at American Int'l	Lane (25)	Olawoye (26)	Majak (23)	Thomas (26)	Perry (27)
FRANKLIN PIERCE	Lane (35)	Olawoye (33)	Majak (33)	Thomas (35)	Perry (32)
ASSUMPTION	Lane (32)	Olawoye (34)	Majak (35)	Thomas (37)	Perry (35)
BLOOMFIELD	Lane (31)	Olawoye (26)	Majak (32)	Thomas (31)	Perry (33)
at Chestnut Hill	Lane (30)	Olawoye (35)	Majak (27)	Thomas (33)	Perry (31)
MOLLOY	Lane (27)	Olawoye (24)	Majak (26)	Thomas (28)	Perry (27)
LE MOYNE	Lane (33)	Olawoye (28)	Majak (29)	Thomas (36)	Perry (26)
at Georgian Court	Lane (34)	Olawoye (28)	Majak (28)	Thomas (36)	Perry (26)
at Saint Anselm	Lane (40)	Olawoye (38)	Majak (37)	Thomas (40)	Braithwaite (34)
at So. New Hampshire	Lane (30)	Olawoye (31)	Majak (31)	Thomas (30)	Perry (26)
SO CONNECTICUT	Lane (35)	Olawoye (34)	Majak (38)	Thomas (35)	Perry (34)
at Bentley	Lane (40)	Olawoye (15)	Majak (38)	Thomas (37)	Perry (25)
PACE	Lane (35)	Olawoye (35)	Majak (37)	Thomas (36)	Perry (23)
at Adelphi	Lane (34)	Olawoye (27)	Majak (26)	Thomas (34)	Perry (35)
at Franklin Pierce	Lane (38)	Hendrick (19)	Majak (31)	Thomas (36)	Perry (30)
SAINT ROSE	Lane (39)	Olawoye (28)	Majak (26)	Thomas (34)	Perry (38)
AMERICAN INT'L	Lane (37)	Olawoye (33)	Majak (36)	Thomas (34)	Perry (18)
SAINT MICHAEL'S	Lane (37)	Olawoye (36)	Majak (36)	Thomas (37)	Perry (26)
at Assumption	Lane (38)	Olawoye (35)	Majak (28)	Thomas (37)	Perry (29)
STATEN ISLAND	Lane (30)	Olawoye (23)	Majak (26)	Thomas (28)	Perry (25)
at Le Moyne	Lane (39)	Olawoye (33)	Majak (37)	Thomas (31)	Perry (35)
SAINT ANSELM	Lane (39)	Olawoye (38)	Majak (39)	Thomas (40)	Perry (15)
AMERICAN INT'L	Lane (36)	Olawoye (27)	Majak (18)	Thomas (33)	Perry (25)
SO CONNECTICUT	Lane (40)	Olawoye (40)	Majak (38)	Thomas (39)	Perry (26)
SO CONNECTICUT	Lane (40)	Olawoye (40)	Majak (38)	Thomas (39)	Perry (26)
Saint Anselm	Lane (40)	Olawoye (16)	Majak (34)	Thomas (40)	Perry (36)
Pace	Lane (35)	McMillan (14)	Majak (35)	Thomas (30)	Perry (32)
Caldwell	Lane (35)	McMillan (27)	Majak (37)	Thomas (33)	Perry (20)
Bentley	Lane (40)	McMillan (22)	Majak (40)	Thomas (37)	Perry (29)

CHARGERS IN THE NE10

TEAM STATS

CATEGORY	RANK	STAT
SCORING OFFENSE	11th	68.3
SCORING DEFENSE	1st	61.8
FG %	4th	45.9
FG % DEFENSE	1st	39.1
FT %	4th	75.8
3-PT FG %	10th	33.1
3-PT FG % DEFENSE	6th	35.0
ASSISTS/GAME	11th	12.0
TOTAL REBOUNDING	4th	36.4
OFFENSIVE REB.	12th	7.4
DEFENSIVE REB.	2nd	29.1
REBOUNDING MARGIN	4th	3.8
BLOCKED SHOTS/GAME	2nd	4.1
STEALS/GAME	12th	5.3

INDIVIDUAL STATS (TOP 20)

PLAYER	RANK	STAT
POINTS PER GAME		
Ty Perry	7th	15.5
Quashawn Lane	10th	14.9
REBOUNDS PER GAME		
Majur Majak	1st	11.8
ASSISTS PER GAME		
Quashawn Lane	4th	4.1
Victor Olawoye	10th	3.1
BLOCKS PER GAME		
Majur Majak	1st	3.1
STEALS PER GAME		
Quashawn Lane	4th	1.5
Victor Olawoye	5th	1.3
FIELD GOAL PERCENTAGE		
Majur Majak	1st	62.9
Quashawn Lane	7th	52.1
3-POINT FG PERCENTAGE		
3-POINT FG MADE PER GAME		
Davontrey Thomas	4th	2.6
FREE THROW %		
Quashawn Lane	6th	84.5
Victor Olawoye	15th	73.5

SEASON RECORDS

POINTS

1.	Gary Liberatore	1,009	1965-66
2.	Gary Liberatore	810	1963-64
3.	Gary Liberatore	753	1964-65
4.	Herb Watkins	681	1987-88
5.	Ronald Riordan	667	1969-70
6.	Brian Smith	659	1989-90
7.	Jason Williams	655	1992-93
	Herb Watkins	655	1986-87
9.	Ismael Caro	639	2003-04
10.	Gary Battle	631	1989-90

POINTS PER GAME

1.	Gary Liberatore	35.9	1964-65
2.	Gary Liberatore	32.5	1965-66
3.	Gary Liberatore	32.4	1963-64
4.	Ronald Riordan	30.3	1969-70
5.	Gary Liberatore	26.3	1962-63
6.	Ronald Riordan	26.1	1968-69
7.	Jason Williams	24.3	1992-93
8.	Edgar Maull	23.0	1981-82
9.	Jim Allen	22.9	1977-78
10.	Herb Watkins	22.7	1987-88

FIELD GOALS

1.	Gary Liberatore	402	1965-66
2.	Gary Liberatore	324	1963-64
3.	Gary Liberatore	296	1964-65
4.	Herb Watkins	284	1986-87
5.	Herb Watkins	265	1987-88
6.	Ronald Riordan	260	1969-70
7.	Phil Andros	258	1965-66
8.	Edgar Maull	250	1981-82
9.	Gary Liberatore	249	1962-63
10.	Ken Sinclair	248	1983-84

FIELD GOAL PERCENTAGE (min. 100 made)

1.	Mihailo Vasic (126-205)	.615	2016-17
2.	Kelvin Jackson (113-189)	.598	2008-09
3.	Dick Jackson (183-312)	.587	1964-65
4.	Herb Watkins (194-331)	.586	1985-86
5.	Robert Jamerson (171-293)	.584	2010-11
6.	Robert Glover (115-200)	.575	1995-96
7.	John Raslavsky (140-244)	.574	1965-66
8.	Nick Zauner (141-248)	.569	1999-00
9.	Fred Hill (138-243)	.568	1981-82
10.	Keith Wright (135-238)	.567	2003-04

THREE-POINT FIELD GOALS

1.	Mike Grove	100	1991-92
2.	Mike Grove	86	1992-93
3.	**Davontrey Thomas**	**85**	**2022-23**
4.	Justin Exum	82	2012-13
5.	Justin Exum	80	2010-11
	Danny Upchurch	80	2017-18
7.	Jemal Mosley	78	2014-15
8.	Brian Smith	71	1989-90
	Elijah Bailey	71	2019-20
10.	Justin Exum	70	2011-12

THREE-POINT PERCENTAGE (min. 40 made)

1.	Gary Battle (55-113)	.487	1988-89
2.	Herb Watkins (56-120)	.467	1987-88
3.	Mike Stys (46-102)	.451	2010-11
4.	Justin Exum (82-190)	.432	2012-13
5.	Jerome Goforth (53-123)	.431	1995-96
6.	Jemal Mosley (48-113)	.425	2016-17
7.	Alberto Alberdi (62-147)	.422	2002-03
8.	Jason Williams (66-158)	.418	1992-93
9.	Brian Smith (71-171)	.415	1989-90
10.	Gary Battle (60-145)	.414	1989-90

FREE THROWS

1.	Gary Liberatore	205	1965-66
2.	Gary Liberatore	162	1963-64
3.	Gary Liberatore	161	1964-65
4.	Ronald Riordan	147	1969-70
5.	Bill Jeffress	143	1986-87
6.	Ronald Riordan	136	1968-69
7.	Hency Watt	126	1988-89
8.	Tetrick Stonar	124	2007-08
	Jim Allen	124	1977-78
10.	John Sullivan	121	2005-06
	Ismael Caro	121	2003-04
	Anthony McKnight	121	1985-86

FREE THROW PERCENTAGE (min. 100 made)

1.	Jason Williams (115-125)	.920	1992-93
2.	Gary Liberatore (161-191)	.843	1964-65
3.	Jack Nisbet (114-137)	.832	1966-67
4.	Gary Battle (115-139)	.827	1989-90
5.	Ronald Riordan (136-167)	.814	1968-69
6.	Jim Allen (124-153)	.810	1977-78
7.	Gary Liberatore (205-254)	.807	1965-66
8.	Jeffery Adkins (117-145)	.807	2013-14
9.	Tetrick Stonar (124-154)	.805	2007-08
10.	Ronald Riordan (147-185)	.795	1969-70

REBOUNDS

1.	Phil Andros	672	1965-66
2.	Phil Andros	452	1966-67
3.	Joe Pacheco	427	1967-68
	John Raslavsky	425	1965-66
5.	Don Dempsey	390	1967-68
6.	Cameron Drew	364	1984-85
7.	Eric Anderson	354	2014-15
8.	Eric Anderson	352	2013-14
	Joe Pacheco	352	1969-70
	Phil Andros	352	1964-65

ASSISTS

1.	Jack Nisbet	223	1966-67
2.	Ken Coleman	193	1986-87
3.	Ken Sinclair	192	1983-84
4.	Joe Sclafani	186	1982-83
5.	Danny Upchurch	179	2017-18
6.	Hency Watt	177	1988-89
7.	Ismael Caro	175	2003-04
8.	Ken Sinclair	172	1982-83
9.	Danny Upchurch	163	2016-17
10.	Joe Sclafani	162	1981-82

BLOCKS (since 1978)*

1.	**Majur Majak**	**101**	**2022-23**
2.	**Majur Majak**	**85**	**2021-22**
3.	Eric Anderson	75	2013-14
4.	Herb Watkins	73	1986-87
5.	Eric Anderson	71	2012-13
	Bill Jeffress	71	1986-87
7.	Herb Watkins	66	1987-88
8.	Bryan Johnson	60	1982-83
9.	Kelvin Jackson	57	2008-09
10.	Bryan Johnson	54	1983-84

* Blocks were not recorded in the 1979-80 season

STEALS (since 1978)

1.	Ismael Caro	85	2002-03
2.	Ken Coleman	79	1986-87
3.	Ken Coleman	78	1987-88
	Herb Watkins	78	1987-88
5.	Ismael Caro	76	2003-04
6.	Ken Sinclair	75	1983-84
7.	Hency Watt	70	1988-89
8.	Mike Summers	69	1999-00
9.	Herb Watkins	63	1986-87
10.	Hency Watt	59	1987-88

CAREER RECORDS

SCORING (1,000-Point Club)

1.	Gary Liberatore	3,176	1962-66
2.	Herb Watkins	1,998	1984-88
3.	Gary Battle	1,959	1988-91
4.	Jason Williams	1,949	1990-93
5.	Brian Smith	1,936	1987-91
6.	Cassius Chaney	1,893	2006-10
7.	Jim Allen	1,785	1975-79
8.	Elijah Bailey	1,780	2016-20
9.	Edgar Maull	1,681	1979-83
10.	Hency Watt	1,655	1985-89
11.	Justin Exum	1,635	2010-14
12.	Phil Andros	1,627	1963-67
13.	Mike Grove	1,589	1990-93
14.	Eric Anderson	1,551	2011-15
15.	Willie Mintz	1,408	1978-82
16.	Greg Spicer	1,382	1982-86
17.	Bill Jeffress	1,354	1984-88
18.	**Quashawn Lane**	**1,338**	**2018-Pres.**
19.	Dick Jackson	1,335	1961-65
20.	Ronald Riordan	1,323	1968-70
21.	John Sullivan	1,322	2003-06
22.	Jeffrey Adkins	1,308	2010-14
23.	Derek Rowland	1,295	2017-22
24.	Barry Cunningham	1,261	1973-77
25.	Jamaal Brooks	1,248	2001-05
26.	Ken Coleman	1,229	1984-88
27.	Keith Wright	1,204	2000-04
28.	Kessly Felizor	1,135	2016-20
29.	Larry Haney	1,132	1975-79
30.	Cameron Drew	1,123	1983-87
31.	Jack Nisbet	1,113	1965-69
32.	Jerome Goforth	1,101	1994-96
	Anthony McKnight	1,101	1983-86
34.	Ismael Caro	1,099	2002-04
35.	Dwane Crawford	1,095	1990-93
36.	Tetrick Stonar	1,056	2005-08
37.	Don Dempsey	1,042	1964-68
38.	Ken Sinclair	1,027	1980-84
39.	**Davontrey Thomas**	**1,021**	**2019-Pres.**

FIELD GOALS

1.	Gary Liberatore	1,271	1962-66
2.	Herb Watkins	846	1984-88
3.	Jim Allen	744	1975-79
4.	Brian Smith	732	1987-91
5.	Cassius Chaney	728	2006-10
6.	Jason Williams	725	1989-93
7.	Gary Battle	722	1987-91
8.	Edgar Maull	705	1979-83
9.	Elijah Bailey	638	2016-20
10.	Willie Mintz	623	1978-82

FIELD GOAL PERCENTAGE (min. 200 made)

1.	Kelvin Jackson (328-556)	.590	2006-10
2.	Jon Castaldi (245-427)	.574	2002-06
3.	Nick Zauner (213-380)	.561	1997-2000
4.	John Raslavsky (211-378)	.558	1962-66
5.	Kessly Felizor (400-729)	.549	2016-20
6.	Bill Jeffress (491-896)	.548	1984-88
7.	Fred Hill (395-726)	.544	1980-83
8.	Samont Washington (410-755)	.543	1998-2001
9.	Phil Andros (555-1,032)	.538	1963-67*
10.	Keith Wright (494-921)	.536	2000-04
	Herb Watkins (846-1,578)	.536	1984-88

*1964-65 field goals made/attempted not available

THREE-POINT FIELD GOALS

1.	Justin Exum	294	2010-14
2.	Mike Grove	251	1989-93
3.	Derrick Rowland	217	2017-22
4.	Elijah Bailey	213	2016-20
5.	Alberto Alberdi	190	1998-03
	Gary Battle	190	1987-91
7.	**Davontrey Thomas**	**184**	**2019-Pres**
8.	D.J. Sackmann	179	2005-09
9.	Jason Williams	177	1989-93
10.	Brian Smith	175	1987-91

THREE-POINT PERCENTAGE (min. 100 made)

1.	Jason Williams (177-419)	.422	1989-93
2.	Jerome Goforth (121-295)	.410	1994-96
3.	Gary Battle (190-466)	.408	1987-91
4.	Brian Smith (175-437)	.400	1987-91
5.	Alberto Alberdi (190-481)	.395	1998-03
6.	Justin Exum (294-784)	.375	2010-14
7.	Ken Coleman (106-283)	.375	1984-88
8.	Mike Grove (251-671)	.374	1989-93
9.	Darryl Greene (127-344)	.369	2006-10
	Jemal Mosley (146-396)	.369	2013-16

FREE THROWS

1.	Gary Liberatore	634	1962-66
2.	Hency Watt	398	1985-89
3.	Bill Jeffress	372	1984-88
4.	Cassius Chaney	336	2006-10
5.	Gary Battle	325	1987-91
	Jack Nisbet	325	1965-69
7.	Jason Williams	322	1989-93
8.	John Sullivan	314	2002-06
9.	Jeffery Adkins	309	2010-14
10.	Justin Exum	303	2010-14
	Ken Coleman	303	1984-88

FREE THROW PERCENTAGE (min. 200 made)

1.	Elijah Bailey (291-346)	.841	2016-20
2.	Justin Exum (303-361)	.839	2010-14
3.	Jason Williams (322-384)	.839	1989-93
4.	Gary Battle (325-393)	.827	1987-91
5.	Darryl Greene (213-264)	.807	2006-10
6.	Ronald Riordan (283-352)	.804	1968-70
7.	Jim Allen (297-375)	.792	1975-79
8.	Gary Liberatore (634-801)	.792	1962-66
9.	Larry Haney (254-328)	.774	1975-79
10.	Edgar Maull (271-353)	.768	1979-83

REBOUNDS

1.	Phil Andros	1,732	1963-67
2.	Eric Anderson	1,271	2011-15
3.	Joe Pacheco	1,214	1966-70
4.	Willie Mintz	1,181	1978-82
5.	John Sullivan	1,000	2003-06
6.	Don Dempsey	931	1964-68
7.	Kessly Felizor	922	2016-20
8.	Cassius Chaney	903	2006-10
9.	John Raslavsky	847	1962-66
10.	Herb Watkins	832	1984-88

ASSISTS

1.	Ken Coleman	595	1984-88
2.	Ken Sinclair	570	1980-84
3.	**Quashawn Lane**	**422**	**2018-Pres**
4.	Jeffery Adkins	400	2010-14
5.	Hency Watt	399	1985-89
6.	Dwayne Arrington	384	1992-96
7.	Joe Sclafani	348	1981-83
8.	Jack Nisbet*	343	1965-69*
9.	Danny Upchurch	342	2016-18
10.	Ismael Caro	323	2002-04

* Assists were not recorded for all of Nisbet's career

BLOCKS (since 1978)

1.	Eric Anderson	238	2011-15
2.	Herb Watkins	191	1984-88
3.	**Majur Majak**	**186**	**2021-Pres.**
4.	Bill Jeffress	172	1984-88
5.	Dwane Crawford	163	1989-93
6.	Bryan Johnson	127	1981-84
7.	Kelvin Jackson	125	2006-10
8.	Keith Wright	102	2000-04
9.	Cyrus James	94	2011-15
10.	Brian Smith	88	1987-91

STEALS (since 1978)

1.	Ken Coleman	270	1984-88
2.	Herb Watkins	217	1984-88
3.	Hency Watt	198	1985-89
4.	Ken Sinclair	162	1980-84
5.	Ismael Caro	161	2002-04
6.	Mike Summers	154	1997-00
	Dwayne Arrington	154	1992-96
8.	Kobie Fowler	150	1990-93
9.	Brian Smith	142	1988-91
10.	**Quashawn Lane**	**141**	**2018-Pres.**

THE LAST TIME

THE LAST TIME A NEW HAVEN STUDENT-ATHLETE...

Scored 20-29 points ..... **Ty Perry (30) vs Pace, 03/11/23**
Scored 30-39 points ..... **Ty Perry (30) vs Pace, 03/11/23**
Scored 40-49 points ..... Ismael Caro (46) vs. Bentley, 01/26/04
Scored 50 points ..... Ron Riordan (51) vs. Husson (3OT), 12/20/69
Made 10 field goals ..... **Quashawn Lane (10-12) vs Saint Anselm, 02/21/23**
Made 10 free throws ..... Quashawn Lane (10-11) vs. Southern New Hampshire, 02/10/22
Made 5-9 three-pointers ..... **Ty Perry (9) vs Pace, 03/11/23**
Made 10 three-pointers ..... Justin Exum (11-16) at Le Moyne, 11/28/10
Had 10+ rebounds ..... **Majur Majak (13) vs Bentley, 03/14/23**
Had 15-19 rebounds ..... **Majur Majak (17) vs Caldwell, 03/12/23**
Had 20 rebounds ..... Eric Anderson (22) vs. Pace, 02/14/15
Had 10 assists ..... Derrick Rowland (10) vs Holy Family, 12/15/19
Had 5 blocks ..... **Majur Majak (5) vs. Caldwell, 03/12/23**
Had 5 steals ..... **Quashawn Lane (5) vs Pace, 01/21/23**
Had a double-double ..... **Majur Majak (11 pts, 15 rebs) vs Pace, 03/11/23**
Had a triple-double ..... Eric Anderson (26 pts., 28 rebs., 10 ast.) vs. Saint Anselm, 12/31/14
Had 20 points and 20 rebounds ..... Eric Anderson (20 pts., 22 rebs.) vs. Pace, 02/14/15
Had consecutive double-doubles ..... Majur Majak at Franklin Pierce 2/14 & vs. Southern Connecticut (12 pts, 18 rebs), 02/16/22
Led team in points, rebounds and assists ..... Quashawn Lane (20 pts., 6 rebs., 7 assts.) at Southern Connecticut, 12/01/21
Scored in the final 10 seconds to win ..... **Quashawn Lane (driving layup with 0.0 seconds remaining) at Bentley, 01/18/23**

THE LAST TIME A NEW HAVEN TEAM...

Allowed 50 points or fewer ..... **at Southern New Hampshire (W, 59-42), 03/01/23**
Won by 20+ points ..... **vs Caldwell (W, 77-56), 03/12/23**
Won by 30+ points ..... vs Saint Rose (W, 90-56), 02/08/22
Scored 90+ points ..... vs Saint Rose (W, 90-56), 02/08/22
Scored 100+ points ..... vs D'Youville (W, 101-52), 11/12/21
Had 50 rebounds ..... 51 vs D'Youville (W, 101-52), 11/12/21
Shot 50 percent or better from the field ..... **51.0% vs Bentley (W, 69-60), 03/14/23**
Shot 60 percent or better from the field ..... **60.0% vs Molloy (W, 97-72) 12/29/22**
Shot 70 percent or better from the field ..... at Pace (32-45, 71.1 percent), 02/18/17
Shot 50 percent or better from three-point range (min. 10 attempts) ..... **vs Pace (17-32, 53.1 percent), 03/11/23**
Shot 60 percent or better from three-point range (min. 10 attempts) ..... at Adelphi (15-25, 60.0 percent), 01/04/20
Shot 90 percent or better from the free throw line (min. 10 attempts) ..... at Southern Connecticut (11-12, 91.7 percent), 12/01/21
Finished without a three point field goal ..... vs Merrimack (0-14), 02/25/18
Made 10-14 three-pointers ..... **17 vs Pace , 03/11/23**
Made 15 three-pointers ..... **vs Pace (17-32), 03/11/23**
Made more three-point than two-point field goals ..... **vs. Pace (17 three-pointers, 8 two-pointers), 03/11/23**
Had 10 blocked shots ..... vs. Southern Connecticut (10), 02/16/22
Had 10 steals ..... 12 vs. Southern Connecticut, 02/16/22
Had 20 assists ..... 26 vs Saint Rose, 02/08/22
Had 4 players in double figures ..... **vs Bentley (Lane (19), Perry (11), McMillan (11), Hendrick (10), 03/14/23**
Had 5 players in double figures ..... **vs Southern Connecticut (Thomas (21), Lane (15), Perry (14), Majak (11), Olawoye (11), 02/26/23**
Had 6 players in double figures ..... at Adelphi (Upchurch 16, Vasic 15, Bourke 13, Kane 13, Rowland 11, Kane 10), 11/18/17
Had all 5 starters in double figures ..... **vs Southern Connecticut (Thomas (21), Lane (15), Perry (14), Majak (11), Olawoye (11), 02/26/23**
Had 2 players with 20 points ..... **vs Saint Michael's (Perry 20, Thomas 20), 11/16/22**
Had 3 players with 20 points ..... vs Franklin Pierce (Bailey 21, Felizor 21, Rowland 20), 02/01/20
Had 5 players score 20 points ..... vs. Baptist (Wilder 31, Cunningham 22, MacLaughlin 22, Carey 21, Seilhamer 20), 01/05/74
Had 2 players with 10 rebounds ..... vs Southern New Hampshire (Majak 10, Thomas 10), 02/10/22
Had 2 players record a double-double ..... vs Southern New Hampshire (Majak 12 pts./10 rebs., Thomas 12 pts./10 rebs.), 02/10/22
Won in overtime ..... **at Saint Rose (W, 69-65), 11/22/22**
Lost in overtime ..... at Adelphi (L, 91-94), 01/04/20
Scored 80 points or more and lost ..... at Adelphi (L, 91-94 ot), 01/04/20
Allowed 50 points or fewer and lost ..... vs. Saint Rose (L, 47-36), 02/07/15
Played a nationally-ranked opponent ..... **vs No. 10 Bentley (W, 60-59), 01/18/23**

TED HOTALING

HEAD COACH

TWELFTH SEASON
ALBANY '95

With 179 career victories, Ted Hotaling stands second among nine head coaches in the history of the New Haven men's basketball program and with 21 more wins would become just the second coach in program history to win 200 career games. The 2022-23 season will mark his 12th season strolling the sidelines of Charger Gymnasium.

Named the ninth head coach in program history on March 31, 2010, Hotaling led the Chargers to back-to-back appearances in the Northeast-10 Conference Championship game, a pair of nine total appearances in the conference tournament under his tutelage. In addition, Hotaling's teams have earned four bids to the NCAA Division II National Tournament, the most recent coming in 2022.

Highlighting his 179 career victories was a 79-68 win over crosstown rival Southern Connecticut State University on February 15, 2016 which earned Hotaling his 100th career victory at the helm of the Blue and Gold, becoming the fourth coach at New Haven to reach the century mark. Three years later, to the day, Hotaling earned his 150th career victory when the Chargers posted a 72-61 home win over American International. Overall, Hotaling's .558 winning percentage ranks third in program history, while his record of 55-45 through his first 100 contests was the best since 1995.

Under his guidance, Hotaling has led a host of Chargers to postseason accolades and career records marks. Leading that list is Eric Anderson '15, a two-time All-American (2014, 2015), three-time Northeast-10 Defensive Player of the Year, two-time All-Region and four-time All-Conference performer. Anderson closed out his career at New Haven 14th all-time in scoring (1,551 points) while he also set a school record with 238 career blocks, passing Herb Watkins (191; 1984-88).

Anderson is one of 10 different players who all-totaled hauled in 17 All-Northeast-10 Conference honors under Hotaling. In addition, Hotaling's players have collected five major NE10 distinctions, and four different players have received All-Region honors during his tenure.

In the most recent season completed, Hotaling led the Chargers back to the NCAA Division II Championship for the fourth time in his tenure, advancing to the East Region semifinal round for the second time in as many appearances. Overall, New Haven closed out the 2021-22 season with an 18-9 overall record and a mark of 13-6 in the Northeast-10, finishing second in the Southwest Division.

Among the individual highlights for New Haven was Majur Majak who was named the NE10's Defensive Player of the Year while leading the team, the NE10 and all of NCAA Division II in blocks per game with an average of 3.1, as he closed out the season with a New Haven single season record of 85 blocks. In addition to Majak, point guard Quashawn Lane also earned a spot on the NE10 All-Conference Second Team.

In the Chargers return to the court following the CoVID-19 pandemic shutdown, Hotaling led the Chargers to their second-straight appearance in the NE10 Championship game, wrapping up the 2019-20 campaign with a 15-15 record. As the fifth seed in the Southwest Division, the Chargers were road warriors throughout the tournament, with the highlight of the championship coming in the semifinals when New Haven outlasted Stonehill in an instant three overtime thriller 101-100.

The season prior (2018-19), the Chargers finished with a 21-10 record, their third 20+ win season under Hotaling, after earning an at-large bid to their eighth NCAA Tournament appearance. New Haven's postseason run came to an end against eventual regional champion Saint Anselm, but not before tying their highest win total under Hotaling which was previously set in 2013-14.

The 2017-18 season saw Hotaling lead the Chargers New Haven to the Northeast-10 Conference Championship for a second-straight season and the sixth time in program history. The Chargers earned a bye through the first round before falling to Merrimack in the quarterfinals. Overall, New Haven finished the 2017-18 season with a 17-10 record, the sixth time in the last seven years Hotaling has led New Haven to a winning season.

The Chargers made their fifth appearance in the NE10 Championship under Hotaling in the 2016-17 campaign, closing out the year 15-14 overall. New Haven earned a first round victory over Merrimack 84-58. During the 2015-16 season, Hotaling coached the Chargers to arguably the biggest win in program history when New Haven knocked off crosstown rival Southern Connecticut State. The Blue and Gold led the Owls for all but six minutes as they defeated the No. 2 ranked team, according to the NABC Coaches Poll, 79-66.

In 2014-15, Hotaling led the Chargers to their fourth-straight winning season, closing out the year with a 15-12 overall record. Among the highlights was senior Eric Anderson who was named Northeast-10 Defensive Player of the Year for a third-straight season, the first time in NE10 history a player has earned the top defensive accolades three years in a row. Anderson was also a repeat member of the NE10 All-Conference First Team and stands as the only Charger to earn first team honors. In addition, Anderson was named a Daktronics/Division II Conference Commissioners Association Third Team All-American and signed a contract to play with the Gladiators Trier in Germany's Basketball Bundesliga ProA League following the season.

Statistically, Anderson led NCAA Division II in rebounds per game (13.1) and defensive rebounds per game (9.85). He was also among the top-10 in the nation in double doubles (8th) and total rebounds (5th).

Hotaling's 2012-13 and 2013-14 teams finished with back-to-back 20-win seasons for the first time since 2002-03 and 2003-04, while also earning back-to-back appearances in the NCAA postseason tournament. Hotaling's 21-9 record in 2013-14 stands as the most wins in a single season under his leadership, while the Chargers' 14-6 record in the NE-10 that season was the second-best since joining the conference in 2008-09. That squad led the nation in personal fouls per game (13.6), while the Chargers ranked second in Division II in fewest turnovers per game (8.9). New Haven also ranked in the top 10 nationally in scoring defense (6th) and field goal percentage defense (9th).

Individually, Hotaling mentored Anderson to NE10 Defensive Player of the Year and All-America Honorable mention recognition - the first such mention for New Haven in 24 years. Anderson finished his junior season leading the Northeast-10 Conference and second in Division II in defensive rebounds per game (8.97). He also ranked third in the nation with 20 double-doubles.

In 2012-13, Hotaling led the Chargers to a 20-9 record – their first 20-win campaign since 2003-04. New Haven reached the NCAA postseason for the first time since 2004 and earned its first win on the national stage since 2003 with a victory over Dominican in the NCAA Division II East Region Quarterfinals.

That season, Hotaling's Chargers led the NE10 and ranked 10th nationally in fewest turnovers committed per game (11.0) and slotted at 13th in the country in scoring defense with an NE10-leading 61.1 points per game allowed. New Haven also finished second in the conference and 38th in Division II in free throw percentage (74.3). Individually, Anderson earned his first NE10 Defensive Player of the Year honor, finishing second in the nation with 18 double-doubles while ranking third with 12.0 rebounds per game and ninth in blocked shots at 2.45 per game.

Hotaling led the Chargers to a 15-13 record in 2011-12 - a seven-win improvement from the previous campaign and the club's first winning season since 2004-05. New Haven also qualified for the Northeast-10 Conference Championship, winning a First Round contest at Pace before falling in a 54-51 heartbreaker at Adelphi in the Quarterfinals.

In his first season as head coach, the Chargers posted an 8-18 overall mark and a 6-16 record in the Northeast-10 Conference. Throughout the season, New Haven ranked among the top three-point shooting teams in Division II. Freshman Justin Exum concluded the season ranked 17th nationally in three-point field goals per game. He was also the highest ranked freshman in that category. As a team, UNH ranked 31st in three-point field goal percentage and 32nd in three-point field goals per game.

With over 15 years of college coaching experience, Hotaling most recently spent five seasons as an assistant at Eastern Kentucky University. While at EKU, the Colonels enjoyed a number of record-setting seasons, including two postseason runs. Hotaling's main responsibilities at EKU included working with the guards and coordinating the program's recruiting efforts.

In 2007, the Colonels earned a berth to the NCAA Division I Men's Basketball Championship tournament. EKU was selected to the College Basketball Invitational this season after amassing a 20-11 regular season record. The Colonels were one of the best offensive teams in the country during Hotaling's tenure as well. In 2010, EKU ranked in the top 10 in three-point field goals made, turnovers per game and assist/turnover ratio. The Colonels also broke the Ohio Valley Conference record for three-pointers made in back-to-back seasons (2008-09 and 2009-10).

Prior to arriving at Eastern Kentucky, Hotaling served four years as a full-time assistant at Yale University from 2001-05. He also served one season as an assistant at UNH in 2000-01. The Niverville, N.Y. native began his coaching career at Adelphi University in 1998 where he spent one season as an assistant.

HOTALING ALL-TIME VS OPPONENTS

Adelphi	12-13	East Stroudsburg	1-1	Pace	16-9
American Int'l	16-9	Franklin Pierce	9-5	Philadelphia	0-1
Assumption	12-4	Georgian Court	3-0	Post	2-1
Bentley	9-7	Goldey-Beacom	0-2	Queens	3-0
Bloomfield	5-2	Holy Family	1-1	Saint Anselm	7-13
Bridgeport	0-1	Indiana (Pa.)	0-1	Saint Michael's	10-4
Caldwell	1-1	Le Moyne	12-14	Saint Rose	11-14
Chestnut Hill	1-1	LIU Post	3-0	Saint Thomas Aquinas	1-4
Concordia (N.Y.)	4-0	Mercy	4-0	So. Connecticut State	13-13
Daemen	1-0	Merrimack	7-7	So. New Hampshire	9-6
Dominican (N.Y.)	2-1	Molloy	4-1	Staten Island	2-0
Dowling	4-1	NYIT	1-0	Stonehill	8-5
D'Youville	1-0	Nyack	1-0	UMass Lowell	1-2

THE HOTALING FILE

University of New Haven
Head Coach (2010-Present)

University of Eastern Kentucky
Assistant Coach (2005-10)

Yale University
Assistant Coach (2001-05)

University of New Haven
Assistant Coach (2000-01)

Adelphi University
Assistant Coach (1998-99)

University at Albany
Hall of Fame Player (1991-95)

HOTALING YEAR-BY-YEAR RECORDS

2010-11	8-18
2011-12	15-13
2012-13	20-9
2013-14	21-9
2014-15	15-12
2015-16	8-18
2016-17	15-14
2017-18	17-10
2018-19	21-10
2019-20	15-15
2021-22	16-7
2022-23	23-10
Overall Record:	**196-147 (.571)**
Conference Record:	**132-111 (.543)**

PLAYER CAREER/SEASON STATS

ANDRE FRANCIS 0

FORWARD

GRADUATE | 6-6 | 185

HARTFORD, CONN. | THE MASTER'S SCHOOL | CONCORD (NY)

SINGLE-GAME SEASON HIGHS

Points: 3, 3x - last vs Caldwell (3/12/23)
Rebounds: 2, at American Int'l (11/30/22)
Assists: 2, at American Int'l (11/30/22)
Steals:
Blocks:
FG made: 1, 3x - last vs Caldwell (3/12/23)
FG attempts: 2, 2x - last vs Caldwell (3/12/23)
3FG made: 1, 3x - last vs Caldwell (3/12/23)
3FG attempts: 2, 2x - last vs Caldwell (3/12/23)
FT made:
FT attempts:

SINGLE-GAME CAREER HIGHS

Points: 5, 2x - last vs D'Youville (11/13/21)
Rebounds: 3, vs D'Youville (11/13/21)
Assists: 2, 2x -last at American Int'l (11/30/22)
Steals: 2 - last vs D'Youville (11/13/21)
Blocks: 1, vs Adelphi (1/17/22)
FG made: 2, 3x - last vs D'Youville (11/13/21)
FG attempts: 5, vs D'Youville (11/13/21)
3FG made: 1, 6x - last vs Caldwell (3/12/23)
3FG attempts: 3, vs D'Youville (11/13/21)
FT made: 1, at Franklin Pierce (2/14/22)
FT attempts: 2, at Franklin Pierce (2/14/22)

CAREER STATISTICS

					|--------Total--------|			|--------3-Point------|			|------F-Throw------|			|---------Rebounds---------|							
Year	GP	GS	Min	Avg	FG	FGA	Pct	FG	FGA	Pct	FT	FTA	Pct	Off	Def	Tot	Avg	PF	FO	Ast	TO	Blk	Stl	Pts	Avg
2018-19	12	0	41	3.4	7	11	.636	1	4	.250	0	0	.000	0	3	3	0.3	8	0	3	3	0	5	15	1.3
2019-20	2	0	5	2.7	0	0	.000	0	0	.000	0	0	.000	0	0	0	0.0	0	0	1	0	0	0	0	0.0
2021-22	10	0	36	3.6	3	10	.300	2	8	.250	1	2	.500	1	8	9	0.9	2	0	3	3	1	3	9	0.9
2022-23	10	0	32	3.2	3	7	.429	3	7	.429	0	0	.000	2	1	3	0.3	4	0	2	0	0	0	9	0.9
at UNH	**22**	**0**	**73**	**3.3**	**6**	**17**	**.353**	**5**	**15**	**.333**	**1**	**2**	**.500**	**3**	**9**	**12**	**0.5**	**6**	**0**	**6**	**3**	**1**	**3**	**18**	**0.8**
CAREER	**33**	**0**	**113**	**3.4**	**13**	**28**	**.464**	**6**	**19**	**.316**	**1**	**2**	**.500**	**3**	**12**	**15**	**0.5**	**14**	**0**	**9**	**6**	**1**	**8**	**33**	**1.0**

TARESE MORSE 2

FORWARD

SOPHOMORE | 6-5 | 210

SPRINGFIELD, MASS. | SPRINGFIELD | HUTCHINSON CC

SINGLE-GAME SEASON HIGHS

Points: 2, 2x last vs Molloy (12/29/22)
Rebounds: 2, 2x - last vs Staten Island (2/15/23)
Assists:
Steals: 1, vs Molloy (12/29/22)
Blocks:
FG made: 1, 2x - last vs Molloy (12/29/22)
FG attempts: 2, vs Staten Island (2/15/23)
3FG made:
3FG attempts: 1, vs Staten Island (2/15/23)
FT made:
FT attempts: 1, at American Int'l (11/30/22)

SINGLE-GAME CAREER HIGHS

Points: 2, 2x last vs Molloy (12/29/22)
Rebounds: 2, 2x - last vs Staten Island (2/15/23)
Assists:
Steals: 1, vs Molloy (12/29/22)
Blocks:
FG made: 1, 2x - last vs Molloy (12/29/22)
FG attempts: 2, vs Staten Island (2/15/23)
3FG made:
3FG attempts: 1, vs Staten Island (2/15/23)
FT made:
FT attempts: 1, at American Int'l (11/30/22)

CAREER STATISTICS

					|--------Total--------|			|--------3-Point------|			|------F-Throw------|			|---------Rebounds---------|							
Year	GP	GS	Min	Avg	FG	FGA	Pct	FG	FGA	Pct	FT	FTA	Pct	Off	Def	Tot	Avg	PF	FO	Ast	TO	Blk	Stl	Pts	Avg
2022-23	5	0	21	4.2	2	4	.500	0	1	.000	0	1	.000	3	1	4	0.8	1	0	0	1	0	1	4	0.8
TOTAL	**5**	**0**	**21**	**4.2**	**2**	**4**	**.500**	**0**	**1**	**.000**	**0**	**1**	**.000**	**3**	**1**	**4**	**0.8**	**1**	**0**	**0**	**1**	**0**	**1**	**4**	**0.8**

PLAYER CAREER/SEASON STATS

JUSTIN HENDRICK 3

GUARD

SOPHOMORE | 6-2 | 175

VALLEY STREAM, N.Y. | ST. FRANCIS | NIAGARA CC

SINGLE-GAME SEASON HIGHS

Points: 14, at Bentley (1/18/23)
Rebounds: 7, vs Molloy (12/29/22)
Assists: 7, vs Pace (3/11/23)
Steals: 2, 2x - last vs Staten Island (2/15/23)
Blocks:
FG made: 5, at Bentley (1/18/23)
FG attempts: 15, at Bentley (1/18/23)
3FG made: 4, 2x - last at Bentley (1/18/23)
3FG attempts: 14, at Bentley (1/18/23)
FT made: 3, vs Molloy (12/29/22)
FT attempts: 4, vs Pace (3/11/23)

SINGLE-GAME CAREER HIGHS

Points: 14, at Bentley (1/18/23)
Rebounds: 7, vs Molloy (12/29/22)
Assists: 7, vs Pace (3/11/23)
Steals: 2, 2x - last vs Staten Island (2/15/23)
Blocks:
FG made: 5, at Bentley (1/18/23)
FG attempts: 15, at Bentley (1/18/23)
3FG made: 4, 2x - last at Bentley (1/18/23)
3FG attempts: 14, at Bentley (1/18/23)
FT made: 3, vs Molloy (12/29/22)
FT attempts: 4, vs Pace (3/11/23)

CAREER STATISTICS

					|--------Total--------|			|--------3-Point------|			|------F-Throw------|			|---------Rebounds---------|							
Year	GP	GS	Min	Avg	FG	FGA	Pct	FG	FGA	Pct	FT	FTA	Pct	Off	Def	Tot	Avg	PF	FO	Ast	TO	Blk	Stl	Pts	Avg
2022-23	26	1	326	12.6	37	131	.282	23	90	.256	8	14	.571	4	50	54	2.1	17	0	17	20	0	8	105	4.0
TOTAL	**26**	**1**	**326**	**12.6**	**37**	**131**	**.282**	**23**	**90**	**.256**	**8**	**14**	**.571**	**4**	**50**	**54**	**2.1**	**17**	**0**	**17**	**20**	**0**	**8**	**105**	**4.0**

QUASHAWN LANE 4

GUARD

GRAD STUDENT | 6-2 | 175

TRENTON, N.J. | TRENTON CATHOLIC ACADEMY

SINGLE-GAME SEASON HIGHS

Points: 23, vs Saint Anselm (2/21/23)
Rebounds: 7, 2x - last at Assumption (2/11/13)
Assists: 9, 2x - last vs Caldwell (3/12/23)
Steals: 5, vs Pace (1/21/23)
Blocks: 2, at Georgian Court (1/4/22)
FG made: 10, vs Saint Anselm (2/21/23)
FG attempts: 20, at Bentley (1/18/23)
3FG made: 3, 2x - last at Bentley (1/18/23)
3FG attempts: 7, at Bentley (1/18/23)
FT made: 7, at Georgian Court (1/4/22)
FT attempts: 8, 2x - last vs American International (2/4/23)

SINGLE-GAME CAREER HIGHS

Points: 23, 2x - last vs Saint Anselm (2/21/23)
Rebounds: 10, vs American International (12/7/21)
Assists: 9, 3x - last vs Caldwell (3/12/23)
Steals: 5, 2x - last vs Pace (1/21/23)
Blocks: 3, vs Southern Connecticut (3/6/19)
FG made: 10, 2x - last vs Saint Anselm (2/21/23)
FG attempts: 20, at Bentley (1/18/23)
3FG made: 3, 2x - last at Bentley (1/18/23)
3FG attempts: 7, at Bentley (1/18/23)
FT made: 10, vs Southern New Hampshire (2/20/22)
FT attempts: 11, vs Southern New Hampshire (2/20/22)

CAREER STATISTICS

					|--------Total--------|			|--------3-Point------|			|------F-Throw------|			|---------Rebounds---------|							
Year	GP	GS	Min	Avg	FG	FGA	Pct	FG	FGA	Pct	FT	FTA	Pct	Off	Def	Tot	Avg	PF	FO	Ast	TO	Blk	Stl	Pts	Avg
2018-19	27	26	834	30.9	87	155	.561	19	42	.452	48	59	.814	17	90	107	4.0	62	1	92	67	8	27	241	8.9
2019-20	26	24	825	31.7	89	172	.517	23	54	.426	50	62	.806	12	94	106	4.1	55	0	93	46	6	31	251	9.7
2021-22	26	26	858	33.0	128	261	.490	24	57	.421	71	92	.772	24	113	137	5.3	42	2	100	57	13	36	351	13.5
2022-23	33	33	1,173	35.5	182	347	.524	29	68	.426	102	120	.850	23	93	116	3.5	60	2	137	67	12	47	495	15.0
TOTAL	**112**	**109**	**3,689**	**32.9**	**486**	**935**	**.520**	**95**	**221**	**.430**	**271**	**333**	**.814**	**76**	**390**	**466**	**4.2**	**219**	**5**	**422**	**237**	**39**	**141**	**1,338**	**11.9**

PLAYER CAREER/SEASON STATS

JOSHUA HOPSON 5

FORWARD

FRESHMAN | 6-8 | 255

JERSEY CITY, N.J. | MACDUFFIE SCHOOL

SINGLE-GAME SEASON HIGHS

Points: 6, at American Int'l (11/30/22)
Rebounds: 3, 3x - last vs Staten Island (2/15/23)
Assists: 1, 3x - last vs Bloomfield (12/08/22)
Steals:
Blocks: 1, 3x - last at Adelphi (1/24/23)
FG made: 3, at American Int'l (11/30/22)
FG attempts: 3, at American Int'l (11/30/22)
3FG made:
3FG attempts:
FT made: 2, at Southern New Hampshire (1/1023)
FT attempts: 4, at Southern New Hampshire (1/1023)

SINGLE-GAME CAREER HIGHS

Points: 6, at American Int'l (11/30/22)
Rebounds: 3, 3x - last vs Staten Island (2/15/23)
Assists: 1, 3x - last vs Bloomfield (12/08/22)
Steals:
Blocks: 1, 3x - last at Adelphi (1/24/23)
FG made: 3, at American Int'l (11/30/22)
FG attempts: 3, at American Int'l (11/30/22)
3FG made:
3FG attempts:
FT made: 2, at Southern New Hampshire (1/1023)
FT attempts: 4, at Southern New Hampshire (1/1023)

CAREER STATISTICS

					|--------Total--------|			|--------3-Point------|			|------F-Throw------|			|---------Rebounds---------|							
Year	GP	GS	Min	Avg	FG	FGA	Pct	FG	FGA	Pct	FT	FTA	Pct	Off	Def	Tot	Avg	PF	FO	Ast	TO	Blk	Stl	Pts	Avg
2022-23	18	0	102	5.7	9	10	.900	0	0	.000	3	8	.375	8	16	24	1.3	6	0	3	8	3	0	21	1.2
TOTAL	**18**	**0**	**102**	**5.7**	**9**	**10**	**.900**	**0**	**0**	**.000**	**3**	**8**	**.375**	**8**	**16**	**24**	**1.3**	**6**	**0**	**3**	**8**	**3**	**0**	**21**	**1.2**

TY PERRY 10

FORWARD

SENIOR | 6-3 | 200

BOSTON, MASS. | BRIGHTON | BUFFALO

SINGLE-GAME SEASON HIGHS

Points: 30, vs Pace (3/11/23)
Rebounds: 9, 2x - last at Southern New Hampshire (3/1/23)
Assists: 3, at Georgian Court (1/4/22)
Steals: 3, at Saint Michael's (11/16/22)
Blocks: 1, 3x - last vs Saint Rose (2/1/23)
FG made: 10, 4x - last vs Staten Island (2/15/23)
FG attempts: 20, at Saint Michael's (11/16/22)
3FG made: 9, vs Pace (3/11/23)
3FG attempts: 13, vs Pace (3/11/23)
FT made: 7, vs Saint Michael's (2/7/23)
FT attempts: 9, vs Saint Michael's (2/7/23)

SINGLE-GAME CAREER HIGHS

Points: 24, 3x - last at Le Moyne (2/18/23)
Rebounds: 9, 2x - last at Southern New Hampshire (3/1/23)
Assists: 4, 3x - last at Georgian Court (1/4/22)
Steals: 3, 2x - last at Saint Michael's (11/16/22)
Blocks: 1, 4x - last vs Saint Rose (2/1/23)
FG made: 10, 4x - last vs Staten Island (2/15/23)
FG attempts: 20, at Saint Michael's (11/16/22)
3FG made: 9, vs Pace (3/11/23)
3FG attempts: 13, 2x - last vs Pace (3/11/23)
FT made: 7, 3x - last vs Saint Michael's (2/7/23)
FT attempts: 10, vs George Washington (3/6/19)

CAREER STATISTICS

					|--------Total--------|			|--------3-Point------|			|------F-Throw------|			|---------Rebounds---------|							
Year	GP	GS	Min	Avg	FG	FGA	Pct	FG	FGA	Pct	FT	FTA	Pct	Off	Def	Tot	Avg	PF	FO	Ast	TO	Blk	Stl	Pts	Avg
2018-19	31	3	428	13.8	58	166	.349	39	112	.348	20	23	.870	10	50	60	1.9	19	0	14	17	1	7	175	5.6
2019-20	30	16	637	21.2	78	195	.400	43	116	.371	25	33	.758	6	68	74	2.5	39	1	17	30	0	19	224	7.5
2020-21	11	2	207	18.8	24	72	.333	15	50	.300	20	25	.800	2	20	22	2.0	9	0	9	10	0	7	83	7.5
2021-22	12	0	70	5.8	11	32	.344	2	12	.167	2	6	.333	5	7	12	1.0	5	0	7	3	0	2	26	2.2
2022-23	32	32	933	29.2	192	399	.481	45	126	.357	62	74	.838	21	102	123	3.8	46	0	40	52	3	24	491	15.3
at UNH	**32**	**32**	**933**	**29.2**	**192**	**399**	**.481**	**45**	**126**	**.357**	**62**	**74**	**.838**	**21**	**102**	**123**	**3.8**	**46**	**0**	**40**	**52**	**3**	**24**	**491**	**15.3**
Career	**116**	**53**	**2,274**	**19.6**	**363**	**864**	**.420**	**144**	**416**	**.346**	**129**	**161**	**.801**	**44**	**247**	**291**	**2.5**	**118**	**1**	**87**	**112**	**4**	**59**	**999**	**8.6**

PLAYER CAREER/SEASON STATS

VICTOR OLAWOYE 11

GUARD

GRAD STUDENT | 6-2 | 185

ELMONT, N.Y. | ELMONT MEMORIAL | GANNON

SINGLE-GAME SEASON HIGHS

Points: 18, vs Adelphi (11/19/22)
Rebounds: 7, 2x - last vs Southern Connecticut (1/14/23)
Assists: 8, 2x - last at Indiana (Pa.) (11/26/22)
Steals: 4, 2x - last at Le Moyne (2/18/23)
Blocks: 2, vs Southern Connecticut (1/14/23)
FG made: 7, vs Adelphi (11/19/22)
FG attempts: 17, vs Saint Anselm (2/21/23)
3FG made: 3, 2x - last at Assumption (2/11/13)
3FG attempts: 7, 2x - last vs Saint Anselm (2/21/23)
FT made: 5, at American Int'l (11/30/22)
FT attempts: 6, 2x - last vs American International (2/4/23)

SINGLE-GAME CAREER HIGHS

Points: 24, vs California (Pa.) (1/22/20)
Rebounds: 8, 2x - last vs Saint Anselm (2/28/22)
Assists: 9, vs Southern New Hampshire (2/10/22)
Steals: 5, vs Saint Thomas Aquinas (3/13/22)
Blocks: 2, vs Southern Connecticut (1/14/23)
FG made: 9, 2x - last vs Edinboro (2/16/19)
FG attempts: 21, vs Edinboro (2/16/19)
3FG made: 6, vs West Chester (11/23/19)
3FG attempts: 11, 2x - last vs California (Pa.) (2/13/19)
FT made: 7, 2x - last at Bloomsburg (12/21/19)
FT attempts: 8, at Bloomsburg (12/21/19)

CAREER STATISTICS

						-------Total-------			-------3-Point------			------F-Throw------			---------Rebounds---------									
Year	**GP**	**GS**	**Min**	**Avg**	**FG**	**FGA**	**Pct**	**FG**	**FGA**	**Pct**	**FT**	**FTA**	**Pct**	**Off**	**Def**	**Tot**	**Avg**	**PF**	**FO**	**Ast**	**TO**	**Blk**	**Stl**	**Pts**	**Avg**
2018-19	28	14	783	28.0	94	258	.364	49	146	.336	55	78	.705	28	67	95	3.4	52	0	67	80	3	28	292	10.4
2019-20	27	14	639	23.7	73	193	.378	32	102	.314	43	58	.741	12	76	88	3.3	54	2	55	57	4	43	221	8.2
2021-22	26	20	740	28.4	70	157	.446	20	61	.328	37	55	.673	21	77	98	3.8	49	0	90	58	2	41	197	7.6
2022-23	30	29	928	30.9	93	241	.386	33	114	.289	61	83	.735	9	119	128	4.3	49	0	94	54	5	39	280	9.3
at UNH	**56**	**49**	**1,668**	**29.8**	**163**	**398**	**.410**	**53**	**175**	**.303**	**98**	**138**	**.710**	**31**	**196**	**227**	**4.1**	**98**	**0**	**184**	**112**	**7**	**80**	**477**	**8.5**
Career	**111**	**77**	**3,090**	**27.8**	**330**	**849**	**.389**	**134**	**423**	**.317**	**196**	**274**	**.715**	**71**	**339**	**410**	**3.7**	**204**	**2**	**306**	**249**	**14**	**151**	**990**	**8.9**

PLAYER CAREER/SEASON STATS

MAJUR MAJAK 12

CENTER

SENIOR | 7-1 | 235

POUGHKEEPSIE, N.Y. | THE PATRICK SCHOOL | SAINT PETER'S

SINGLE-GAME SEASON HIGHS

Points: 14, vs Franklin Pierce (12/3/22)
Rebounds: 19, vs Le Moyne (12/31/2022)
Assists: 2, 3x - last at Assumption (2/11/13)
Steals: 2, 3x - last vs Caldwell (3/12/23)
Blocks: 11, vs Southern Connecticut (1/14/23)
FG made: 5, 8x - last vs American International (2/4/23)
FG attempts: 9, vs Pace (1/21/23)
3FG made: 2, vs. Franklin Pierce (12/3/22)
3FG attempts: 3, at Chestnut Hill (12/11/22)
FT made: 6, vs Southern Connecticut (1/14/23)
FT attempts: 6, vs Southern Connecticut (1/14/23)

SINGLE-GAME CAREER HIGHS

Points: 14, vs Saint Rose (2/8/22)
Rebounds: 19, vs Le Moyne (12/31/2022)
Assists: 2, 4x - last at Assumption (2/11/13)
Steals: 2, 4x - last vs Caldwell (3/12/23)
Blocks: 11, vs Southern Connecticut (1/14/23)
FG made: 5, 8x - last vs American International (2/4/23)
FG attempts: 9, vs Pace (1/21/23)
3FG made: 2, vs. Franklin Pierce (12/3/22)
3FG attempts: 3, at Chestnut Hill (12/11/22)
FT made: 6, vs Southern Connecticut (1/14/23)
FT attempts: 6, 2x - last vs Southern Connecticut (1/14/23)

CAREER STATISTICS

						Total				3-Point				F-Throw				Rebounds							
Year	GP	GS	Min	Avg	FG	FGA	Pct	FG	FGA	Pct	FT	FTA	Pct	Off	Def	Tot	Avg	PF	FO	Ast	TO	Blk	Stl	Pts	Avg
2018-19	22	0	136	6.2	8	14	.571	0	0	.000	4	6	.667	7	19	26	1.2	28	1	1	11	13	3	20	0.9
2019-20	25	16	223	8.9	14	24	.583	0	0	.000	13	16	.813	15	36	51	2.0	34	0	0	12	27	8	41	1.6
2021-22	27	26	613	22.7	67	111	.604	0	4	.000	32	39	.821	57	167	224	8.3	48	1	7	31	85	6	166	6.1
2022-23	33	33	1,072	32.5	94	149	.631	4	14	.286	39	50	.780	73	317	390	11.8	61	0	16	42	101	18	231	7.0
at UNH	**60**	**59**	**1,685**	**28.1**	**161**	**260**	**.619**	**4**	**18**	**.222**	**71**	**89**	**.798**	**130**	**484**	**614**	**10.2**	**109**	**1**	**23**	**73**	**186**	**24**	**397**	**6.6**
Career	**107**	**75**	**2,044**	**19.1**	**183**	**298**	**.614**	**4**	**18**	**.222**	**88**	**111**	**.793**	**152**	**539**	**691**	**6.5**	**171**	**2**	**24**	**96**	**226**	**35**	**458**	**4.3**

CHRISTIAN KELLMAN 13

GUARD

SOPHOMORE | 6-10 | 170

LITTLE NECK, N.Y. | JOHN ADAMS

SINGLE-GAME SEASON HIGHS

Points:
Rebounds:
Assists:
Steals:
Blocks:
FG made:
FG attempts: 1, vs Staten Island (2/15/23)
3FG made:
3FG attempts: 1, vs Staten Island (2/15/23)
FT made:
FT attempts:

SINGLE-GAME CAREER HIGHS

Points: 4, at Staten Island (11/12/21)
Rebounds: 2, vs D'Youville (11/13/21)
Assists:
Steals:
Blocks:
FG made: 2, at Staten Island (11/12/21)
FG attempts: 2 - 3x - last at Molloy (11/17/21)
3FG made:
3FG attempts: 1, 2x - last at Franklin Pierce (2/14/22)
FT made:
FT attempts: 2, vs Southern New Hampshire (2/10/22)

CAREER STATISTICS

						Total				3-Point				F-Throw				Rebounds							
Year	GP	GS	Min	Avg	FG	FGA	Pct	FG	FGA	Pct	FT	FTA	Pct	Off	Def	Tot	Avg	PF	FO	Ast	TO	Blk	Stl	Pts	Avg
2021-22	7	0	17	2.5	6	9	.667	0	2	.000	0	2	.000	1	4	5	0.7	2	0	0	1	0	0	12	1.7
2022-23	3	0	7	2.4	0	1	.000	0	1	.000	0	0	.000	0	0	0	0.0	2	0	0	1	0	0	0	0.0
TOTAL	**10**	**0**	**24**	**2.4**	**6**	**10**	**.600**	**0**	**3**	**.000**	**0**	**2**	**.000**	**1**	**4**	**5**	**0.5**	**4**	**0**	**0**	**2**	**0**	**0**	**12**	**1.2**

PLAYER CAREER/SEASON STATS

KENDALL MCMILLAN 15

GUARD

SENIOR | 6-1 | 180

BALTIMORE, MD. | MOUNT SAINT JOSEPH

SINGLE-GAME SEASON HIGHS

Points: 6, 4x - last vs Caldwell (3/12/23)
Rebounds: 6, vs Bloomfield (12/08/22)
Assists: 4, vs Caldwell (3/12/23)
Steals: 2, at Saint Anselm (3/4/23)
Blocks:
FG made: 4, vs Bentley (3/14/23)
FG attempts: 7, vs Bentley (3/14/23)
3FG made: 1, 2x - last vs Bentley (3/14/23)
3FG attempts: 3, 2x - last vs Pace (3/11/23)
FT made: 4, 2x - last vs Caldwell (3/12/23)
FT attempts: 5, at Chestnut Hill (12/11/22)

SINGLE-GAME CAREER HIGHS

Points: 10, at Florida Southern (11/29/19)
Rebounds: 6, vs Bloomfield (12/8/22)
Assists: 8, vs D'Youville (11/13/21)
Steals: 2, 2x - last at Saint Anselm (3/4/23)
Blocks: 1, at Southern Connecticut (11/28/18)
FG made: 5, at Florida Southern (11/29/19)
FG attempts: 10, at Florida Southern (11/29/19)
3FG made: 1, 6x - last vs Bentley (3/14/23)
3FG attempts: 3, 4x - last vs Pace (3/11/23)
FT made: 4, 3x - last vs Caldwell (3/12/23)
FT attempts: 5, at Chestnut Hill (12/11/22)

CAREER STATISTICS

					Total			3-Point			F-Throw			Rebounds											
Year	GP	GS	Min	Avg	FG	FGA	Pct	FG	FGA	Pct	FT	FTA	Pct	Off	Def	Tot	Avg	PF	FO	Ast	TO	Blk	Stl	Pts	Avg
2018-19	12	0	91	7.6	8	20	.400	1	5	.200	2	8	.250	0	6	6	0.5	10	0	11	8	1	1	19	1.6
2019-20	5	1	63	12.6	10	21	.476	1	4	.250	0	1	.000	2	6	8	1.6	3	0	9	6	0	1	21	4.2
2021-22	23	0	199	8.6	16	45	.422	2	7	.286	17	18	.944	5	24	29	1.3	17	0	32	23	0	12	57	2.5
2022-23	27	3	237	8.8	24	60	.400	2	16	.125	19	26	.761	5	32	37	1.4	6	0	17	16	0	5	69	2.6
Career	**67**	**4**	**590**	**8.8**	**61**	**149**	**.418**	**6**	**32**	**.188**	**38**	**83**	**.717**	**12**	**68**	**80**	**1.2**	**36**	**0**	**69**	**53**	**1**	**19**	**166**	**2.5**

ADRIEL GILL 20

GUARD

SENIOR | 6-2 | 195

MERIDEN, CONN. | PLATT

SINGLE-GAME SEASON HIGHS

Points:
Rebounds:
Assists:
Steals:
Blocks:
FG made:
FG attempts:
3FG made:
3FG attempts:
FT made:
FT attempts:

SINGLE-GAME CAREER HIGHS

Points:
Rebounds: 1, at Franklin Pierce (2/14/22)
Assists:
Steals:
Blocks:
FG made:
FG attempts:
3FG made:
3FG attempts:
FT made:
FT attempts:

CAREER STATISTICS

					Total			3-Point			F-Throw			Rebounds											
Year	GP	GS	Min	Avg	FG	FGA	Pct	FG	FGA	Pct	FT	FTA	Pct	Off	Def	Tot	Avg	PF	FO	Ast	TO	Blk	Stl	Pts	Avg
2021-22	1	0	1	1.0	0	0	.000	0	0	.000	0	0	.000	0	1	1	1.0	0	0	0	1	0	0	0	0.0
2022-23																									
Total	1	0	1	1.0	0	0	.000	0	0	.000	0	0	.000	0	1	1	1.0	0	0	0	1	0	0	0	0.0

PLAYER CAREER/SEASON STATS

ETHAN SIMMON 21

FORWARD

FRESHMAN | 6-5 | 190

EDISON, N.J. | ST JOSEPH METUCHEN

SINGLE-GAME SEASON HIGHS

Points:
Rebounds:
Assists:
Steals:
Blocks:
FG made:
FG attempts:
3FG made:
3FG attempts:
FT made:
FT attempts:

SINGLE-GAME CAREER HIGHS

Points:
Rebounds:
Assists:
Steals:
Blocks:
FG made:
FG attempts:
3FG made:
3FG attempts:
FT made:
FT attempts:

CAREER STATISTICS

					Total			3-Point			F-Throw			Rebounds											
Year	GP	GS	Min	Avg	FG	FGA	Pct	FG	FGA	Pct	FT	FTA	Pct	Off	Def	Tot	Avg	PF	FO	Ast	TO	Blk	Stl	Pts	Avg
2022-23																									
TOTAL																									

JASON EDOKPAYI 22

FORWARD

SOPHOMORE | 6-6 | 220

LAUREL, MD. | MOUNT ST JOSEPH | FAIRFIELD

SINGLE-GAME SEASON HIGHS

Points: 8, at Franklin Pierce (1/28/23)
Rebounds: 6, vs American International (2/24/23)
Assists: 1, vs American International (2/24/23)
Steals: 2, vs American International (2/24/23)
Blocks: 1, vs Staten Island (2/15/23)
FG made: 3, 2x - last at vs American International (2/24/23)
FG attempts: 6, vs American International (2/24/23)
3FG made:
3FG attempts: 1, 2x - last vs Caldwell (3/12/23)
FT made: 2, 2x- last vs Staten Island (2/15/23)
FT attempts: 4, at Franklin Pierce (1/28/23)

SINGLE-GAME CAREER HIGHS

Points: 8, 2x - last at Franklin Pierce (1/28/23)
Rebounds: 6, vs American International (2/24/23)
Assists: 1, 2x - last vs American International (2/24/23)
Steals: 2, vs American International (2/24/23)
Blocks: 1, 2x - last vs Staten Island (2/15/23)
FG made: 4, at Manhattan (3/5/21)
FG attempts: 6, vs American International (2/24/23)
3FG made:
3FG attempts: 1, 4x - last vs Caldwell (3/12/23)
FT made: 2, 2x - last vs Staten Island (2/15/23)
FT attempts: 4, at Franklin Pierce (1/28/23)

CAREER STATISTICS

					Total			3-Point			F-Throw			Rebounds											
Year	GP	GS	Min	Avg	FG	FGA	Pct	FG	FGA	Pct	FT	FTA	Pct	Off	Def	Tot	Avg	PF	FO	Ast	TO	Blk	Stl	Pts	Avg
2019-20	9	5	73	8.2	8	16	.500	0	2	.000	1	3	.333	3	6	9	1.0	4	0	1	0	1	2	17	1.9
2021-22	3	0	18	5.9	4	6	.667	0	0	.000	0	0	.000	2	5	7	2.3	1	0	0	1	0	1	8	2.7
2022-23	19	0	92	4.8	13	25	.520	0	2	.000	6	9	.667	12	13	25	1.3	9	0	1	7	3	4	32	1.7
at UNH	**19**	**0**	**92**	**4.8**	**13**	**25**	**.520**	**0**	**2**	**.000**	**6**	**9**	**.667**	**12**	**13**	**25**	**1.3**	**9**	**0**	**1**	**7**	**3**	**4**	**32**	**1.7**
Career	**31**	**5**	**183**	**5.9**	**25**	**47**	**.532**	**0**	**4**	**.000**	**7**	**12**	**.583**	**17**	**24**	**41**	**1.3**	**14**	**0**	**2**	**8**	**4**	**7**	**57**	**1.8**

PLAYER CAREER/SEASON STATS

SEAN BRAITHWAITE 23

FORWARD

JUNIOR | 6-6 | 220

CENTER MORICHES, N.Y. | CENTER MORICHES

SINGLE-GAME SEASON HIGHS

Points: 8, 2x - last vs Staten Island (2/15/23)
Rebounds: 5, 2x - last vs Staten Island (2/15/23)
Assists: 5, vs American International (2/4/23)
Steals: 3, at Bentley (1/18/23)
Blocks: 1, 5x - last vs Bentley (3/14/23)
FG made: 4, vs Staten Island (2/15/23)
FG attempts: 7, vs Staten Island (2/15/23)
3FG made: 2, 2x - last vs Pace (3/11/23)
3FG attempts: 3, 4x - last vs Pace (3/11/23)
FT made: 2, 3x - last vs Caldwell (3/12/23)
FT attempts: 2, 10x - last vs Caldwell (3/12/23)

SINGLE-GAME CAREER HIGHS

Points: 12, at Molloy (11/17/21)
Rebounds: 5, 2x - last vs Staten Island (2/15/23)
Assists: 5, vs American International (2/4/23)
Steals: 2, 2x - last at Saint Rose (12/4/21)
Blocks: 1, 7x - last vs Bentley (3/14/23)
FG made: 4, 2x - last vs Staten Island (2/15/23)
FG attempts: 7, 2x- last vs Staten Island (2/15/23)
3FG made: 4, at Molloy (11/17/21)
3FG attempts: 4, 2x - last at Molloy (11/17/21)
FT made: 3, vs D'Youville (11/13/21)
FT attempts: 5, vs D'Youville (11/13/21)

CAREER STATISTICS

					|--------Total--------|			|--------3-Point------|			|------F-Throw------|			|---------Rebounds---------|							
Year	**GP**	**GS**	**Min**	**Avg**	**FG**	**FGA**	**Pct**	**FG**	**FGA**	**Pct**	**FT**	**FTA**	**Pct**	**Off**	**Def**	**Tot**	**Avg**	**PF**	**FO**	**Ast**	**TO**	**Blk**	**Stl**	**Pts**	**Avg**
2019-20	6	0	45	7.5	2	6	.333	0	3	.000	0	0	.000	2	4	6	1.0	6	0	1	0	1	1	4	0.7
2021-22	21	3	250	11.9	16	43	.372	6	22	.273	4	13	.308	12	8	20	1.0	21	0	8	10	1	9	42	2.0
2022-23	33	1	553	16.8	35	76	.461	13	39	.333	12	19	.632	13	34	47	1.4	43	1	25	23	5	7	95	2.9
Career	**60**	**4**	**847**	**14.1**	**53**	**125**	**.424**	**19**	**64**	**.297**	**16**	**32**	**.500**	**27**	**46**	**73**	**1.2**	**70**	**1**	**34**	**33**	**7**	**17**	**141**	**2.4**

KYLE KEARSON 25

FORWARD

FRESHMAN | 6-4 | 170

WEST HAVEN, CONN. | WEST HAVEN

SINGLE-GAME SEASON HIGHS

Points:
Rebounds: 2, vs Staten Island (2/15/23)
Assists:
Steals:
Blocks:
FG made:
FG attempts: 1, vs Staten Island (2/15/23)
3FG made:
3FG attempts: 1, vs Staten Island (2/15/23)
FT made:
FT attempts:

SINGLE-GAME CAREER HIGHS

Points:
Rebounds: 2, vs Staten Island (2/15/23)
Assists:
Steals:
Blocks:
FG made:
FG attempts: 1, vs Staten Island (2/15/23)
3FG made:
3FG attempts: 1, vs Staten Island (2/15/23)
FT made:
FT attempts:

CAREER STATISTICS

					|--------Total--------|			|--------3-Point------|			|------F-Throw------|			|---------Rebounds---------|							
Year	**GP**	**GS**	**Min**	**Avg**	**FG**	**FGA**	**Pct**	**FG**	**FGA**	**Pct**	**FT**	**FTA**	**Pct**	**Off**	**Def**	**Tot**	**Avg**	**PF**	**FO**	**Ast**	**TO**	**Blk**	**Stl**	**Pts**	**Avg**
2022-23	1	0	4	3.7	0	1	.000	0	1	.000	0	0	.000	0	2	2	2.0	0	0	0	1	0	0	0	0.0
TOTAL	**1**	**0**	**4**	**3.7**	**0**	**1**	**.000**	**0**	**1**	**.000**	**0**	**0**	**.000**	**0**	**2**	**2**	**2.0**	**0**	**0**	**0**	**1**	**0**	**0**	**0**	**0.0**

PLAYER CAREER/SEASON STATS

DAVONTREY THOMAS 34

FORWARD

JUNIOR | 6-5 | 200

POUGHKEEPSIE, N.Y. | POUGHKEEPSIE

SINGLE-GAME SEASON HIGHS

Points: 25, at Saint Anselm (1/7/22)
Rebounds: 11, at Georgian Court (1/4/22)
Assists: 3, 4x - last vs Caldwell (3/12/23)
Steals: 3, vs Molloy (12/29/22)
Blocks: 1, 4x - last vs Caldwell (3/12/23)
FG made: 10, at Saint Anselm (1/7/22)
FG attempts: 17, vs American International (2/4/23)
3FG made: 5, 2x - last vs Southern Connecticut (2/26/23)
3FG attempts: 13, vs American International (2/4/23)
FT made: 3, 4x - last vs Saint Michael's (2/7/23)
FT attempts: 4, 5x - last vs Saint Michael's (2/7/23)

SINGLE-GAME CAREER HIGHS

Points: 31, at Staten Island (11/12/21)
Rebounds: 14, at Bentley (2/28/20)
Assists: 6, vs Holy Family (12/15/19)
Steals: 3, 4x - lsat vs Molloy (12/29/22)
Blocks: 1, 14x - last vs Caldwell (3/12/23)
FG made: 10, 2x - last at Saint Anselm (1/7/22)
FG attempts: 17, vs American International (2/4/23)
3FG made: 5, 4x - last vs Southern Connecticut (2/26/23)
3FG attempts: 13, vs American International (2/4/23)
FT made: 7, 2x- last at Staten Island (11/12/21)
FT attempts: 8, at State Island (11/12/21)

CAREER STATISTICS

						-------Total-------			-------3-Point------			------F-Throw------			---------Rebounds---------										
Year	**GP**	**GS**	**Min**	**Avg**	**FG**	**FGA**	**Pct**	**FG**	**FGA**	**Pct**	**FT**	**FTA**	**Pct**	**Off**	**Def**	**Tot**	**Avg**	**PF**	**FO**	**Ast**	**TO**	**Blk**	**Stl**	**Pts**	**Avg**
2019-20	30	29	789	26.3	85	176	.483	45	113	.398	27	30	.900	23	120	143	4.8	37	0	28	26	6	8	242	8.1
2021-22	27	27	837	31.0	127	263	.483	54	136	.397	49	60	.817	35	89	124	4.6	43	0	35	29	4	20	357	13.2
2022-23	33	33	1,145	34.7	152	364	.418	85	233	.365	33	50	.660	28	108	136	4.1	41	0	44	33	4	17	422	12.8
Career	**90**	**89**	**2,771**	**30.8**	**364**	**803**	**.453**	**184**	**482**	**.382**	**109**	**140**	**.779**	**86**	**317**	**403**	**4.5**	**121**	**0**	**107**	**88**	**14**	**45**	**1,021**	**11.3**

GAME 34: NEW HAVEN VS WEST LIBERTY - NCAA ELITE EIGHT

New Haven at Saint Michael's
Nov. 16, 2022 • Colchester, VT
Game 1

Official Basketball Box Score - Final
New Haven at Saint Michael's
11/16/22 Ross Sports Center, Colchester, VT
2022-23 Men's Basketball

Game Time: 7:30 PM
Game Duration: 1:42
Attendance: 549

Officials: Will Flowers, John Cahill, Connor Hoagland

New Haven - 74 Record: 0-1 (0-1)

NO.	Name		Min	FG M-A	3P M-A	FT M-A	Rebounds OR	DR	TOT	Fouls PF	FD	TP	AS	TO	ST	Blocks BS	BA	+/-
10	Tyrone Perry	F	28:50	8-20	0-3	4-5	4	5	9	1	4	20	0	3	3	0	0	-2
34	Davontrey Thomas	F	36:46	8-14	4-8	0-0	1	2	3	1	0	20	2	1	0	0	0	-7
12	Majur Majak	C	30:34	5-7	0-0	0-1	0	7	7	2	1	10	2	2	2	2	1	4
4	Quashawn Lane	G	38:53	3-8	0-1	4-4	1	4	5	2	4	10	8	4	1	1	1	-3
11	Victor Olawoye	G	36:43	4-6	1-2	0-0	0	5	5	3	1	9	3	1	1	0	0	-2
22	Jason Edokpayi		09:18	0-3	0-0	0-0	1	2	3	1	1	0	0	0	0	0	1	-6
3	Justin Hendrick		03:27	0-0	0-0	0-0	0	0	0	1	0	0	0	0	0	0	0	2
23	Sean Braithwaite		15:29	2-2	0-0	1-2	1	2	3	0	1	5	1	2	0	1	0	9
Team							2	2	4			0		1				
Totals				30-60	5-14	9-12	10	29	39	11	12	74	16	14	7	4	3	-1

Shooting By Period

1st FG%	14-34	41.2%
3PT%	1-6	16.7%
FT%	2-2	100%
2nd FG%	16-26	61.5%
3PT%	4-8	50.0%
FT%	7-10	70%
GM FG%	30-60	50.0%
3PT%	5-14	35.7%
FT%	9-12	75.0%

Dead Ball Rebounds: 2, 0

Technical Fouls: Hendrick 1st 10:14

Saint Michael's - 75 Record: 3-0 (1-0)

NO.	Name		Min	FG M-A	3P M-A	FT M-A	Rebounds OR	DR	TOT	Fouls PF	FD	TP	AS	TO	ST	Blocks BS	BA	+/-
2	Kasai Brown	F	29:57	4-11	2-6	1-1	0	2	2	2	2	11	2	3	4	2	1	-2
23	Jacob Duniver	F	34:10	2-7	2-6	0-0	0	7	7	0	0	6	1	0	2	1	1	4
34	Joël Kabimba	F	29:32	10-18	4-9	0-0	2	5	7	4	1	24	3	1	1	0	1	5
11	Romar Reid	G	34:07	1-3	0-2	0-0	1	1	2	1	1	2	5	2	0	0	0	-1
15	CJ Crews	G	30:15	7-11	5-8	4-6	0	1	1	0	3	23	4	0	0	0	0	-2
4	Chuma Oyigbo		11:28	0-0	0-0	0-0	0	2	2	2	0	0	1	0	0	0	0	0
5	Alan Brzezinski		12:14	1-5	1-4	4-5	0	0	0	3	3	7	0	2	0	0	0	1
20	Dario Milojevic		10:28	1-1	0-0	0-0	1	0	1	1	0	2	1	0	1	0	0	-4
0	Matt Houde		05:53	0-1	0-0	0-0	0	1	1	0	0	0	1	1	0	0	0	2
30	Nic Button		01:56	0-2	0-0	0-0	1	0	1	0	0	0	0	0	0	0	1	2
Team							0	2	2			0		1				
Totals				26-59	14-35	9-12	5	21	26	13	10	75	18	10	8	3	4	1

Shooting By Period

1st FG%	12-33	36.4%
3PT%	6-19	31.6%
FT%	2-2	100%
2nd FG%	14-26	53.8%
3PT%	8-16	50.0%
FT%	7-10	70%
GM FG%	26-59	44.1%
3PT%	14-35	40.0%
FT%	9-12	75.0%

Dead Ball Rebounds: 2, 0

Technical Fouls: Brzezinski 1st 10:14

	UNH	SMC
Biggest lead	5 (1st 8:05)	10 (2nd 7:45)
Best Scoring Run	9(2nd 5:22)	8(2nd 0:47)
Lead Changes	4	
Times Tied	1	
Time with Lead	09:19	30:01

Points from	UNH	SMC
Turnovers	9	10
Paint	44	22
Second Chance	12	6
Fast Breaks	9	11
Bench	5	9

Period by Period Scoring

	1st	2nd	TOT
UNH	31	43	74
SMC	32	43	75

New Haven vs Adelphi
Nov. 19, 2022 • West Haven, CT
Game 2

Official Basketball Box Score - Final
Adelphi at New Haven
11/19/22 Charger Gymnasium, West Haven
2022-23 Men's Basketball

Game Time: 3:30 PM
Game Duration: 1:28
Attendance: 286

Officials: Jawaan Williams, Christopher Slattery, Ajay Gonnelli

Adelphi - 64 Record: 2-2 (0-1)

NO.	Name		Min	FG M-A	3P M-A	FT M-A	Rebounds OR	DR	TOT	Fouls PF	FD	TP	AS	TO	ST	Blocks BS	BA	+/-
10	Mason Jackson	F	25:46	1-4	0-3	0-0	0	1	1	1	0	2	0	1	0	0	0	-31
15	Andrew Delaney	F	25:51	2-5	2-4	0-2	2	6	8	2	2	6	3	2	0	0	1	-13
21	Aristotelis Sotiriou	F	24:47	6-11	1-4	2-3	0	4	4	3	4	15	2	2	2	0	2	-6
3	Ronnie Silva	G	36:30	7-18	6-16	1-1	0	1	1	2	2	21	5	3	0	0	0	-20
11	Matthew Price	G	09:39	1-5	1-5	0-0	1	0	1	1	0	3	0	0	0	0	0	-14
1	Dayshaun Walton		28:36	3-10	0-3	0-0	2	7	9	1	3	6	4	3	1	0	1	-2
13	Elijah Lewis		28:54	2-6	1-2	3-4	0	0	0	1	1	8	0	0	0	0	0	2
2	Jake Hlywiak		10:51	1-2	1-2	0-0	1	2	3	1	0	3	0	0	0	0	0	-7
25	Christian Cevis		05:36	0-0	0-0	0-0	0	1	1	1	1	0	0	0	0	0	0	-1
22	Atem Chol		03:30	0-0	0-0	0-0	0	1	1	0	0	0	0	0	0	0	0	2
Team							2	0	2			0		1				
Totals				23-61	12-39	6-10	8	23	31	13	13	64	14	12	3	0	4	-18

Shooting By Period

1st FG%	10-28	35.7%
3PT%	7-22	31.8%
FT%	5-5	100%
2nd FG%	13-33	39.4%
3PT%	5-17	29.4%
FT%	1-5	20%
GM FG%	23-61	37.7%
3PT%	12-39	30.8%
FT%	6-10	60.0%

Dead Ball Rebounds: 2, 0

Technical Fouls: Silva 1st 2:27

New Haven - 82 Record: 1-1 (1-1)

NO.	Name		Min	FG M-A	3P M-A	FT M-A	Rebounds OR	DR	TOT	Fouls PF	FD	TP	AS	TO	ST	Blocks BS	BA	+/-
10	Tyrone Perry	F	28:43	5-12	0-2	3-5	0	6	6	2	3	13	1	0	2	0	0	24
34	Davontrey Thomas	F	31:45	7-11	4-8	1-1	0	1	1	0	2	19	1	0	0	0	0	12
12	Majur Majak	C	26:16	3-3	0-0	2-2	0	6	6	1	1	8	0	2	1	4	0	30
4	Quashawn Lane	G	29:46	7-11	0-1	1-1	0	7	7	2	3	15	3	1	2	0	0	18
11	Victor Olawoye	G	28:09	7-8	3-4	1-3	1	6	7	2	3	18	8	1	2	0	0	28
3	Justin Hendrick		19:08	1-5	0-2	0-0	0	2	2	1	0	2	0	3	0	0	0	-8
23	Sean Braithwaite		16:35	2-4	0-0	0-0	0	1	1	1	1	4	3	1	0	0	0	2
22	Jason Edokpayi		03:22	0-0	0-0	0-0	0	1	1	2	0	0	0	1	0	0	0	0
5	Joshua Hopson		06:30	0-0	0-0	0-0	0	2	2	0	0	0	0	0	0	0	0	-9
2	Tarese Morse		03:52	0-0	0-0	0-0	0	0	0	0	0	0	0	0	0	0	0	-3
0	Andre Francis		02:57	1-1	1-1	0-0	0	0	0	0	0	3	0	0	0	0	0	-2
13	Christian Kellman		02:57	0-0	0-0	0-0	0	0	0	2	0	0	0	0	0	0	0	-2
Team							0	0	0			0		1				
Totals				33-55	8-18	8-12	1	32	33	13	13	82	16	10	7	4	0	18

Shooting By Period

1st FG%	20-29	69.0%
3PT%	3-6	50.0%
FT%	3-5	60%
2nd FG%	13-26	50.0%
3PT%	5-12	41.7%
FT%	5-7	71.4%
GM FG%	33-55	60.0%
3PT%	8-18	44.4%
FT%	8-12	66.7%

Dead Ball Rebounds: 2, 0

Technical Fouls: Olawoye 1st 3:30

	ADE	UNH
Biggest lead	0 (1st 20:00)	25 (2nd 14:36)
Best Scoring Run	10(1st 5:20)	11(2nd 17:08)
Lead Changes	0	
Times Tied	0	
Time with Lead	00:00	39:16

Points from	ADE	UNH
Turnovers	13	15
Paint	18	48
Second Chance	10	3
Fast Breaks	14	16
Bench	17	9

Period by Period Scoring

	1st	2nd	TOT
ADE	32	32	64
UNH	46	36	82

New Haven at Saint Rose
Nov. 22, 2022 • Albany, NY
Game 3

Official Basketball Box Score - Final
New Haven at Saint Rose
11/22/22 Daniel P. Nolan Gymnasium, Albany
2022-23 Men's Basketball

Game Time: 7:30 PM
Game Duration: 2:00
Attendance: 243

Officials:

New Haven - 69 Record: 2-1 (2-1)

NO.	Name		Min	FG M-A	3P M-A	FT M-A	Rebounds OR	DR	TOT	Fouls PF	FD	TP	AS	TO	ST	Blocks BS	BA	+/-
10	Tyrone Perry	F	38:48	10-18	0-3	2-3	1	4	5	3	4	22	2	6	2	0	0	12
34	Davontrey Thomas	F	41:54	5-7	2-4	3-4	0	4	4	0	4	15	2	1	1	0	0	10
12	Majur Majak	C	32:49	3-5	0-1	0-0	3	7	10	3	0	6	1	1	1	2	0	5
4	Quashawn Lane	G	43:31	7-11	0-1	2-3	0	4	4	2	6	16	4	3	1	0	1	4
11	Victor Olawoye	G	39:57	2-12	0-7	1-2	0	4	4	1	2	5	0	7	3	0	2	6
22	Jason Edokpayi		04:07	0-0	0-0	0-0	1	0	1	0	0	0	0	1	0	0	0	0
15	Kendall McMillan		06:32	0-1	0-1	0-0	1	1	2	0	0	0	1	1	0	0	0	-2
23	Sean Braithwaite		09:18	1-4	0-2	1-2	0	1	1	0	1	3	0	0	0	0	0	-14
5	Joshua Hopson		08:04	1-1	0-0	0-0	0	0	0	1	0	2	0	0	0	0	0	-1
Team							1	4	5			0		1				
Totals				29-59	2-19	9-14	7	29	36	10	17	69	10	21	8	2	3	4

Shooting By Period

1st FG%	12-25	48.0%
3PT%	2-8	25.0%
FT%	3-5	60%
2nd FG%	14-26	53.8%
3PT%	0-9	0.0%
FT%	4-6	66.7%
:OT FG%	3-8	37.5%
3PT%	0-2	0.0%
FT%	2-3	66.7%
GM FG%	29-59	49.2%
3PT%	2-19	10.5%
FT%	9-14	64.3%

Dead Ball Rebounds: 3, 0

Technical Fouls: :NONE

Saint Rose - 65 Record: 2-3 (0-2)

NO.	Name		Min	FG M-A	3P M-A	FT M-A	Rebounds OR	DR	TOT	Fouls PF	FD	TP	AS	TO	ST	Blocks BS	BA	+/-
23	Juran Ligonde	F	32:57	4-10	0-2	2-2	2	6	8	1	4	10	0	5	1	0	1	-8
3	Matt Constant	G	24:18	3-13	1-11	0-0	1	2	3	4	1	7	2	1	3	1	0	-1
11	Shane O'Dell	G	39:26	9-17	3-6	0-0	4	3	7	3	2	21	0	3	2	1	1	-12
12	Keegan Zoller	G	21:01	2-5	2-5	0-0	0	3	3	1	0	6	0	2	1	0	0	3
20	Sean Dadey	G	30:35	0-1	0-1	0-0	1	5	6	2	1	0	9	2	2	0	0	-8
22	Eric Fleming		18:23	3-9	1-3	2-2	2	2	4	2	1	9	0	5	0	0	0	-1
35	Josh McGettigan		33:45	2-8	0-4	0-0	0	2	2	2	0	4	0	0	1	1	0	-2
2	Frankie Phelan		14:25	1-1	0-0	0-0	1	1	2	2	1	2	2	1	2	0	0	4
21	Max Jusianiec		10:10	2-6	2-4	0-0	0	0	0	0	0	6	0	0	0	0	0	7
Team							2	1	3			0		2				
Totals				26-70	9-36	4-4	13	25	38	17	10	65	13	21	12	3	2	-4

Shooting By Period

1st FG%	11-27	40.7%
3PT%	3-15	20.0%
FT%	4-4	100%
2nd FG%	13-36	36.1%
3PT%	6-17	35.3%
FT%	0-0	0%
:OT FG%	2-7	28.6%
3PT%	0-4	0.0%
FT%	0-0	0%
GM FG%	26-70	37.1%
3PT%	9-36	25.0%
FT%	4-4	100.0%

Dead Ball Rebounds: 2, 0

Technical Fouls: Ligonde 2nd 15:11

	UNH	STR
Biggest lead	8 (1st 14:19)	9 (2nd 10:04)
Best Scoring Run	10(1st 14:19)	8(1st 7:58)
Lead Changes	5	
Times Tied	8	
Time with Lead	12:12	27:54

Points from	UNH	STR
Turnovers	25	15
Paint	42	32
Second Chance	9	11
Fast Breaks	2	8
Bench	5	21

Period by Period Scoring

	1st	2nd	OT1	TOT
UNH	29	32	8	69
STR	29	32	4	65

New Haven at Indiana (Pa.)
Nov. 26, 2022 • Indiana, PA
Game 4

Official Basketball Box Score - Final
New Haven at Indiana (PA)
11/26/22 Kovalchick Convention & Athletic Complex, Indiana, Pa.
2022-23 Men's Basketball

Game Time: 2:00 PM
Game Duration: 1:48
Attendance: 1,103

Officials: John Leighton, Dave Schattauer, Charles Murdock

New Haven - 60 Record: 2-2

NO.	Name		Min	FG M-A	3P M-A	FT M-A	Rebounds OR	DR	TOT	Fouls PF	FD	TP	AS	TO	ST	Blocks BS	BA	+/-
10	Tyrone Perry	F	34:41	6-14	3-7	0-0	1	2	3	2	0	15	2	2	0	0	0	4
34	Davontrey Thomas	F	36:52	5-15	4-11	0-0	3	2	5	1	0	14	1	1	1	1	3	-9
12	Majur Majak	C	37:11	5-5	0-0	1-2	1	10	11	4	2	11	0	1	1	1	0	-1
4	Quashawn Lane	G	35:47	4-10	1-2	4-5	0	3	3	2	5	13	2	5	1	1	0	6
11	Victor Olawoye	G	36:01	2-6	0-2	3-4	1	3	4	4	3	7	8	3	2	0	0	1
3	Justin Hendrick		03:02	0-1	0-0	0-0	0	0	0	1	0	0	0	1	0	0	1	-4
5	Joshua Hopson		02:35	0-0	0-0	0-0	0	0	0	0	1	0	0	0	0	0	0	-4
15	Kendall McMillan		05:24	0-2	0-1	0-0	0	0	0	0	0	0	0	1	0	0	0	-13
23	Sean Braithwaite		08:27	0-1	0-0	0-0	1	0	1	0	0	0	1	0	0	0	1	-5
13	Christian Kellman		00:00	0-0	0-0	0-0	0	0	0	0	0	0	0	0	0	0	0	0
Team							2	6	8			0		2				
Totals				22-54	8-23	8-11	9	26	35	14	11	60	14	16	5	3	5	-5

Shooting By Period

1st FG%	8-28	28.6%
3PT%	5-13	38.5%
FT%	1-2	50%
2nd FG%	14-26	53.8%
3PT%	3-10	30.0%
FT%	7-9	77.8%
GM FG%	22-54	40.7%
3PT%	8-23	34.8%
FT%	8-11	72.7%

Dead Ball Rebounds: 1, 0

Technical Fouls: Team 2nd 0:54

Indiana (PA) - 65 Record: 5-0

NO.	Name		Min	FG M-A	3P M-A	FT M-A	Rebounds OR	DR	TOT	Fouls PF	FD	TP	AS	TO	ST	Blocks BS	BA	+/-
10	Tomiwa Sulaiman	F	37:21	8-13	0-1	3-3	2	9	11	2	2	19	1	0	1	3	1	8
11	Ethan Porterfield	F	30:20	0-7	0-3	0-0	1	1	2	2	0	0	1	0	1	1	0	5
1	Dallis Dillard	G	32:29	5-8	2-4	0-0	0	2	2	1	1	12	1	0	2	1	0	4
5	Dave Morris	G	31:53	3-10	1-5	2-2	0	4	4	1	3	9	4	4	4	0	1	-6
13	Shawndale Jones	G	35:47	3-13	1-1	13-13	3	5	8	2	6	20	3	5	3	0	1	-6
23	Kyle Polce		11:56	0-0	0-0	0-0	0	0	0	1	1	0	0	0	0	0	0	14
3	Jaheim Bethea		08:07	1-1	0-0	0-0	0	1	1	1	0	2	0	0	0	0	0	11
12	Damir Brooks		09:28	1-1	0-0	1-2	1	1	2	1	1	3	0	0	0	0	0	-2
2	KJ Rhodes		02:39	0-0	0-0	0-0	0	0	0	0	0	0	0	0	0	0	0	-3
Team							0	1	1			0		1				
Totals				21-53	4-14	19-20	7	24	31	11	14	65	10	10	11	5	3	5

Shooting By Period

1st FG%	12-29	41.4%
3PT%	2-7	28.6%
FT%	7-7	100%
2nd FG%	9-24	37.5%
3PT%	2-7	28.6%
FT%	12-13	92.3%
GM FG%	21-53	39.6%
3PT%	4-14	28.6%
FT%	19-20	95.0%

Dead Ball Rebounds: 0, 1

Technical Fouls: :NONE

	NEW	IUP
Biggest lead	5 (1st 15:45)	14 (1st 3:46)
Best Scoring Run	9(2nd 10:12)	15(1st 7:16)
Lead Changes	3	
Times Tied	2	
Time with Lead	08:31	29:12

Points from	NEW	IUP
Turnovers	7	17
Paint	26	22
Second Chance	9	6
Fast Breaks	9	8
Bench	0	5

Period by Period Scoring

	1st	2nd	TOT
NEW	22	38	60
IUP	33	32	65

GAME 34: NEW HAVEN VS WEST LIBERTY - NCAA ELITE EIGHT

New Haven at American International
Nov. 30, 2022 • Springfield, MA

Game 5

Official Basketball Box Score - Final
New Haven at American Int'l
11/30/22 Henry A. Butova Gym, Springfield
2022-23 Men's Basketball

Game Time: 7:30 PM
Game Duration: 1:30

Officials:

New Haven - 81 Record: 3-2 (3-1)

NO.	Name		Min	FG M-A	3P M-A	FT M-A	Rebounds OR	DR	TOT	Fouls PF	FD	TP	AS	TO	ST	Blocks BS	BA	+/-
10	Tyrone Perry	F	26:43	5-8	0-2	4-5	2	2	4	0	3	14	1	1	0	0	0	16
34	Davontrey Thomas	F	26:02	5-12	5-11	1-2	1	2	3	0	1	16	0	0	0	0	0	12
12	Majur Majak	C	22:47	3-6	0-0	0-0	3	8	11	0	1	6	1	1	0	1	0	33
4	Quashawn Lane	G	25:14	7-9	0-1	0-0	0	3	3	2	0	14	1	3	2	0	0	32
11	Victor Olawoye	G	26:02	1-4	1-2	5-5	1	5	6	1	4	8	4	2	1	0	0	13
5	Joshua Hopson		13:26	3-3	0-0	0-0	1	2	3	0	0	6	1	1	0	0	0	1
15	Kendall McMillan		09:01	0-2	0-0	2-2	0	2	2	0	1	2	0	1	0	0	0	-10
3	Justin Hendrick		19:43	4-8	4-7	0-0	0	6	6	1	1	12	1	0	0	0	0	19
23	Sean Braithwaite		16:46	0-1	0-0	1-2	0	0	0	0	1	1	1	1	0	0	0	17
0	Andre Francis		08:39	0-0	0-0	0-0	1	1	2	1	0	0	2	0	0	0	0	5
22	Jason Edokpayi		00:20	0-0	0-0	0-0	0	0	0	1	0	0	0	0	0	0	0	0
2	Tarese Morse		05:17	1-1	0-0	0-1	1	1	2	1	1	2	0	0	0	0	0	-3
Team							1	0	1			0		0				
Totals				29-54	10-23	13-17	11	32	43	7	13	81	12	10	3	1	0	27

Technical Fouls::NONE

Shooting By Period		
1st FG%	12-30	40.0%
3PT%	5-13	38.5%
FT%	4-6	66.7%
2nd FG%	17-24	70.8%
3PT%	5-10	50.0%
FT%	9-11	81.8%
GM FG%	29-54	53.7%
3PT%	10-23	43.5%
FT%	13-17	76.5%

Dead Ball Rebounds: 3, 1

American Int'l - 54 Record: 2-5 (1-1)

NO.	Name		Min	FG M-A	3P M-A	FT M-A	Rebounds OR	DR	TOT	Fouls PF	FD	TP	AS	TO	ST	Blocks BS	BA	+/-
32	Buka Peikrishvili	F	24:36	1-5	1-2	0-0	2	4	6	1	2	3	1	1	0	0	1	-32
3	Carlos Hubb	G	20:54	1-6	1-5	0-0	0	0	0	1	1	3	1	0	0	0	0	-20
4	Jack Hall	G	32:00	4-12	3-7	3-3	0	3	3	1	1	14	1	1	1	0	0	-24
10	Jalen Jordan	G	33:15	2-8	0-3	0-1	2	4	6	5	1	4	3	0	1	0	0	-13
11	Omarion Jett-Dobbs	G	30:47	2-5	0-2	0-0	0	0	0	2	1	4	0	2	1	0	0	-14
2	Justice Ellison		25:32	5-8	1-2	0-0	0	3	3	1	0	11	2	2	1	0	0	-9
15	Aguibou Balde		11:20	1-3	0-1	2-2	0	0	0	1	1	4	1	0	0	0	0	-1
1	Kanye Wavezwa		17:13	4-8	3-7	0-0	0	0	0	1	0	11	0	0	0	0	0	-16
22	Loudon Chupas		04:23	0-1	0-1	0-0	0	1	1	0	0	0	0	0	0	0	0	-6
Team							0	0	0			0		0				
Totals				20-56	9-30	5-6	4	15	19	13	7	54	9	6	4	0	1	-27

Technical Fouls::NONE

Shooting By Period		
1st FG%	8-27	29.6%
3PT%	3-12	25.0%
FT%	2-2	100%
2nd FG%	12-29	41.4%
3PT%	6-18	33.3%
FT%	3-4	75%
GM FG%	20-56	35.7%
3PT%	9-30	30.0%
FT%	5-6	83.3%

Dead Ball Rebounds: 0, 0

	UNH	AIC
Biggest lead	30 (2nd 7:01)	1 (1st 10:40)
Best Scoring Run	16(1st 5:14)	7(1st 10:40)
Lead Changes	2	
Times Tied	1	
Time with Lead	36:39	00:39

Points from	UNH	AIC
Turnovers	6	9
Paint	34	20
Second Chance	15	3
Fast Breaks	14	4
Bench	23	26

Period by Period Scoring	1st	2nd	TOT
UNH	33	48	81
AIC	21	33	54

New Haven vs. Franklin Pierce
Dec. 3, 2022 • West Haven, CT

Game 6

Official Basketball Box Score - Final
Franklin Pierce at New Haven
12/03/22 Charger Gymnasium, West Haven
2022-23 Men's Basketball

Game Time: 3:30 PM
Game Duration: 1:35
Attendance: 342

Officials:

Franklin Pierce - 56 Record: 4-3 (3-2)

NO.	Name		Min	FG M-A	3P M-A	FT M-A	Rebounds OR	DR	TOT	Fouls PF	FD	TP	AS	TO	ST	Blocks BS	BA	+/-
2	Sean Bresnan	F	33:16	3-9	0-3	0-0	3	8	11	3	1	6	1	3	3	0	1	-9
40	Sean Trumper	F	27:58	6-13	5-9	3-4	0	2	2	1	3	20	0	0	0	0	1	-5
4	Mohamed Traore	G	32:35	2-11	2-9	0-0	1	5	6	1	1	6	1	1	0	0	0	-11
10	Brandon Kolek	G	31:51	1-8	1-5	1-2	0	3	3	0	1	4	3	2	0	0	1	-17
12	Shandon Brown	G	25:30	0-3	0-0	2-3	2	2	4	2	1	2	3	1	0	0	2	-3
1	Jarnel Snow-Guzman		11:16	3-6	0-1	0-0	0	1	1	2	1	6	0	1	0	0	0	-7
35	JB Mukeba		06:03	1-3	0-0	0-0	1	1	2	0	0	2	1	0	1	0	0	-1
3	Antonio Chandler		16:39	2-3	0-0	0-0	1	4	5	1	0	4	0	2	0	0	0	5
11	Theisen Lee		05:39	0-0	0-0	0-0	0	0	0	0	1	0	0	0	0	0	0	-1
13	Ugo Nwachukwu		04:34	1-3	1-3	0-0	0	3	3	2	0	3	0	0	0	0	0	-4
23	Francesco Bonicioli		03:14	0-1	0-1	0-0	0	0	0	0	0	0	0	0	0	0	0	-1
21	Evan Willey		01:25	1-2	1-2	0-0	0	0	0	0	0	3	0	0	0	0	0	-1
Team							0	3	3			0		0				
Totals				20-62	10-33	6-9	8	32	40	12	9	56	9	10	4	0	5	-11

Technical Fouls::NONE

Shooting By Period		
1st FG%	7-32	21.9%
3PT%	3-16	18.8%
FT%	2-2	100%
2nd FG%	13-30	43.3%
3PT%	7-17	41.2%
FT%	4-7	57.1%
GM FG%	20-62	32.3%
3PT%	10-33	30.3%
FT%	6-9	66.7%

Dead Ball Rebounds: 2, 0

New Haven - 67 Record: 4-2 (4-1)

NO.	Name		Min	FG M-A	3P M-A	FT M-A	Rebounds OR	DR	TOT	Fouls PF	FD	TP	AS	TO	ST	Blocks BS	BA	+/-
10	Tyrone Perry	F	32:23	6-13	0-3	2-2	0	3	3	2	1	14	1	1	1	0	0	9
34	Davontrey Thomas	F	35:21	5-12	3-7	2-2	2	3	5	2	1	15	2	0	0	0	0	13
12	Majur Majak	C	33:20	5-6	2-2	2-2	1	9	10	3	4	14	0	1	0	5	0	15
4	Quashawn Lane	G	34:07	5-11	1-2	2-2	1	3	4	2	1	13	6	1	1	0	0	5
11	Victor Olawoye	G	33:13	3-11	1-5	2-4	0	6	6	0	3	9	3	1	2	0	0	12
3	Justin Hendrick		12:40	1-6	0-2	0-2	0	3	3	0	1	2	1	1	0	0	0	5
23	Sean Braithwaite		12:16	0-0	0-0	0-0	0	1	1	0	1	0	0	0	0	0	0	0
5	Joshua Hopson		06:40	0-0	0-0	0-0	0	2	2	0	0	0	0	2	0	0	0	-4
Team							1	5	6			0		1				
Totals				25-59	7-21	10-14	5	35	40	9	12	67	13	8	4	5	0	11

Technical Fouls::NONE

Shooting By Period		
1st FG%	11-31	35.5%
3PT%	1-10	10.0%
FT%	5-8	62.5%
2nd FG%	14-28	50.0%
3PT%	6-11	54.5%
FT%	5-6	83.3%
GM FG%	25-59	42.4%
3PT%	7-21	33.3%
FT%	10-14	71.4%

Dead Ball Rebounds: 1, 0

	FPU	UNH
Biggest lead	0 (1st 20:00)	13 (2nd 17:25)
Best Scoring Run	6(2nd 7:06)	8(2nd 0:03)
Lead Changes	0	
Times Tied	1	
Time with Lead	00:00	37:39

Points from	FPU	UNH
Turnovers	4	7
Paint	16	32
Second Chance	7	4
Fast Breaks	5	18
Bench	18	2

Period by Period Scoring	1st	2nd	TOT
FPU	19	37	56
UNH	28	39	67

New Haven vs. Assumption
Dec. 6, 2022 • West Haven, CT

Game 7

Official Basketball Box Score - Final
Assumption at New Haven
12/06/22 Charger Gymnasium, West Haven, CT
2022-23 Men's Basketball

Game Time: 7:00 PM
Game Duration: 1:35
Attendance: 321

Officials: Edward Corbett, Jr., Ryan Corbett, Joe Carmisone

Assumption - 73 Record: 4-4 (1-3)

NO.	Name		Min	FG M-A	3P M-A	FT M-A	Rebounds OR	DR	TOT	Fouls PF	FD	TP	AS	TO	ST	Blocks BS	BA	+/-
33	Cooper Creek	F	32:43	4-10	4-10	0-0	1	2	3	1	1	12	1	1	0	3	0	3
1	Kyle Hicks	G	25:40	4-8	0-0	0-1	0	3	3	2	2	8	2	2	0	0	3	1
2	Isiah Gaiter	G	32:43	6-12	0-2	1-1	2	6	8	4	3	13	4	0	0	0	0	2
13	Kani Glover	G	31:16	7-13	5-11	0-0	2	8	10	3	0	19	4	2	1	0	0	2
23	Njavan Stewart	G	34:58	5-13	4-12	0-1	0	1	1	3	1	14	2	0	0	0	0	0
21	Cal Connelly		20:32	0-1	0-1	0-0	1	0	1	0	2	0	1	1	0	0	0	-3
42	Rapolas Buivydas		13:14	2-8	1-5	2-2	1	2	3	0	3	7	0	0	0	0	1	-7
3	DeWarren Watkins		08:54	0-2	0-1	0-0	0	0	0	0	1	0	0	0	1	0	0	-3
Team							1	0	1			0		0				
Totals				28-67	14-42	3-5	8	22	30	13	13	73	14	6	2	3	4	-1

Technical Fouls::NONE

Shooting By Period		
1st FG%	14-30	46.7%
3PT%	7-18	38.9%
FT%	2-2	100%
2nd FG%	14-37	37.8%
3PT%	7-24	29.2%
FT%	1-3	33.3%
GM FG%	28-67	41.8%
3PT%	14-42	33.3%
FT%	3-5	60.0%

Dead Ball Rebounds: 0, 0

New Haven - 74 Record: 5-2 (5-1)

NO.	Name		Min	FG M-A	3P M-A	FT M-A	Rebounds OR	DR	TOT	Fouls PF	FD	TP	AS	TO	ST	Blocks BS	BA	+/-
10	Tyrone Perry	F	35:30	7-12	2-5	1-1	0	3	3	2	1	17	1	1	0	0	1	1
34	Davontrey Thomas	F	36:22	2-9	2-7	0-1	0	3	3	3	2	6	0	1	0	0	0	2
12	Majur Majak	C	34:50	3-3	0-0	3-3	0	8	8	1	2	9	1	1	0	3	0	7
4	Quashawn Lane	G	31:35	8-10	3-3	0-0	0	3	3	1	1	19	6	2	2	1	1	3
11	Victor Olawoye	G	34:22	4-7	1-3	4-6	0	8	8	0	4	13	5	2	1	0	1	2
15	Kendall McMillan		07:57	3-3	0-0	0-0	0	0	0	1	2	6	0	2	0	0	0	3
5	Joshua Hopson		04:05	1-1	0-0	0-0	0	0	0	1	0	2	1	0	0	0	0	-2
23	Sean Braithwaite		08:08	0-1	0-1	0-0	0	1	1	3	0	0	1	0	0	0	0	-1
3	Justin Hendrick		06:06	1-2	0-1	0-0	0	1	1	1	1	2	0	1	1	0	0	-6
22	Jason Edokpayi		01:05	0-0	0-0	0-0	0	0	0	0	0	0	0	0	0	0	0	-4
Team							0	6	6			0		1				
Totals				29-48	8-20	8-11	0	33	33	13	13	74	15	11	4	4	3	1

Technical Fouls::NONE

Shooting By Period		
1st FG%	18-27	66.7%
3PT%	6-14	42.9%
FT%	4-4	100%
2nd FG%	11-21	52.4%
3PT%	2-6	33.3%
FT%	4-7	57.1%
GM FG%	29-48	60.4%
3PT%	8-20	40.0%
FT%	8-11	72.7%

Dead Ball Rebounds: 0, 0

	ASM	UNH
Biggest lead	2 (1st 19:18)	18 (2nd 9:31)
Best Scoring Run	9(2nd 5:04)	9(1st 16:46)
Lead Changes	1	
Times Tied	0	
Time with Lead	00:20	38:58

Points from	ASM	UNH
Turnovers	14	2
Paint	26	40
Second Chance	8	0
Fast Breaks	5	14
Bench	7	10

Period by Period Scoring	1st	2nd	TOT
ASM	37	36	73
UNH	46	28	74

New Haven vs. Bloomfield
Dec. 8, 2022 • West Haven, CT

Game 8

Official Basketball Box Score - Final
Bloomfield at New Haven
12/08/22 Charger Gymnasium, West Haven, CT
2022-23 Men's Basketball

Game Time: 7:00 PM
Game Duration: 1:24
Attendance: 316

Officials: Mike Nardone, Marek Drabinski, Ajay Gonnelli

Bloomfield - 66 Record: 4-4

NO.	Name		Min	FG M-A	3P M-A	FT M-A	Rebounds OR	DR	TOT	Fouls PF	FD	TP	AS	TO	ST	Blocks BS	BA	+/-
23	Abdallah Elsaleh	F	11:12	0-2	0-0	0-0	1	1	2	0	0	0	2	0	0	0	0	5
34	Josh Morris	F	26:46	6-21	4-10	0-0	1	8	9	2	1	16	1	0	1	0	1	0
2	Andres Fulgencio	G	37:10	8-12	3-6	0-0	1	5	6	2	0	19	2	1	4	0	0	-2
3	Izaiah Poole	G	15:42	0-1	0-0	0-0	0	1	1	4	0	0	1	0	0	0	0	6
5	Al Fatir Conner	G	31:44	4-7	0-1	0-0	0	1	1	2	0	8	1	2	1	0	1	-10
10	Tyrek Battle-Holley		25:41	4-10	2-3	0-0	0	2	2	2	2	10	0	4	0	0	3	-9
24	Wesley Robinson		28:48	6-13	1-2	0-0	2	6	8	1	0	13	0	1	1	0	0	-13
33	Edward Ngene		13:14	0-0	0-0	0-0	0	3	3	0	0	0	0	0	0	3	0	-8
11	Deavion Ellis		04:20	0-0	0-0	0-0	0	1	1	0	0	0	0	0	0	0	0	-6
1	Jahsiem Davis		05:23	0-1	0-0	0-0	0	0	0	0	0	0	1	0	0	0	0	-3
Team							1	1	2			0		0				
Totals				28-67	10-22	0-0	6	29	35	13	3	66	8	8	7	3	5	-8

Technical Fouls::NONE

Shooting By Period		
1st FG%	10-33	30.3%
3PT%	4-12	33.3%
FT%	0-0	0%
2nd FG%	18-34	52.9%
3PT%	6-10	60.0%
FT%	0-0	0%
GM FG%	28-67	41.8%
3PT%	10-22	45.5%
FT%	0-0	0.0%

Dead Ball Rebounds: 0, 0

New Haven - 74 Record: 6-2

NO.	Name		Min	FG M-A	3P M-A	FT M-A	Rebounds OR	DR	TOT	Fouls PF	FD	TP	AS	TO	ST	Blocks BS	BA	+/-
10	Tyrone Perry	F	33:42	8-17	4-7	0-0	0	0	0	0	0	20	3	0	1	0	2	15
34	Davontrey Thomas	F	30:24	4-12	2-7	2-2	3	3	6	0	3	12	1	3	0	0	0	7
12	Majur Majak	C	32:32	5-7	0-1	0-0	0	13	13	0	0	10	1	1	1	2	0	6
4	Quashawn Lane	G	30:48	5-9	1-2	3-4	0	1	1	0	3	14	4	3	2	1	1	5
11	Victor Olawoye	G	26:11	3-4	1-2	2-3	0	1	1	2	4	9	1	0	2	0	0	4
15	Kendall McMillan		12:24	0-2	0-0	0-0	1	5	6	0	1	0	2	1	1	0	0	1
5	Joshua Hopson		07:28	1-2	0-0	0-0	0	1	1	0	0	2	1	1	0	1	0	2
23	Sean Braithwaite		15:54	2-6	0-3	0-0	0	3	3	1	1	4	1	0	0	1	0	-6
3	Justin Hendrick		10:37	1-2	0-1	1-2	0	4	4	0	1	3	1	1	0	0	0	6
Team							2	2	4			0		1				
Totals				29-61	8-23	8-11	6	33	39	3	13	74	15	11	7	5	3	8

Technical Fouls::NONE

Shooting By Period		
1st FG%	14-34	41.2%
3PT%	3-10	30.0%
FT%	2-4	50%
2nd FG%	15-27	55.6%
3PT%	5-13	38.5%
FT%	6-7	85.7%
GM FG%	29-61	47.5%
3PT%	8-23	34.8%
FT%	8-11	72.7%

Dead Ball Rebounds: 0, 0

	BLM	UNH
Biggest lead	3 (1st 15:59)	9 (1st 0:02)
Best Scoring Run	9(2nd 9:58)	10(1st 0:02)
Lead Changes	10	
Times Tied	5	
Time with Lead	06:25	30:46

Points from	BLM	UNH
Turnovers	12	12
Paint	30	34
Second Chance	4	0
Fast Breaks	8	16
Bench	23	9

Period by Period Scoring	1st	2nd	TOT
BLM	24	42	66
UNH	33	41	74

GAME 34: NEW HAVEN VS WEST LIBERTY - NCAA ELITE EIGHT

New Haven at Chestnut Hill
Dec. 11, 2022 • Philadelphia, PA
Game 9

New Haven (6-3) -vs- Chestnut Hill (5-6)
12/11/22 at Sorgenti Arena, Philadelphia, Pa.

Date: 12/11/22
Time: 2:00 PM
Attendance: 227
Site: Sorgenti Arena, Philadelphia, Pa.
Referees: Jim Miller, Vasili Rousseas, Andre Robertson

Score By Period	1	2	Total
New Haven	28	37	**65**
Chestnut Hill	37	37	**74**

New Haven 65

#	Player	GS	MIN	FG	3PT	FT	ORB-DRB	REB	PF	A	TO	BLK	STL	PTS
04	Quashawn Lane	*	30	6-9	1-2	3-4	2-0	2	5	0	2	0	1	16
34	Davontrey Thomas	*	33	4-18	2-11	2-2	1-3	4	3	0	1	0	0	12
11	Victor Olawoye	*	35	1-6	0-2	7-9	0-6	6	1	3	0	0	2	9
12	Majur Majak	*	27	3-6	1-3	0-0	2-7	9	1	0	1	4	0	7
10	Ty Perry	*	31	2-9	0-3	2-2	0-3	3	0	2	1	1	0	6
23	Sean Braithwaite		21	3-4	1-2	1-2	0-0	0	4	0	0	0	0	8
15	Kendall McMillan		13	2-3	0-0	2-5	1-1	2	0	1	1	0	1	6
03	Justin Hendrick		5	0-2	0-1	1-2	0-1	1	1	1	1	0	0	1
05	Joshua Hopson		3	0-0	0-0	0-0	0-0	0	1	0	0	0	0	0
00	Andre Francis		2	0-0	0-0	0-0	0-0	0	2	0	0	0	0	0
TM	Team		0	0-0	0-0	0-0	1-1	2	0	0	0	0	0	0
	Totals	**-**	**200**	**21-57**	**5-24**	**18-26**	**7-22**	**29**	**18**	**7**	**7**	**5**	**4**	**65**

Team Summary	FG	3PT	FT
First Half	9-27 33.33 %	3-13 23.08 %	7-12 58.33 %
Second Half	12-30 40.00 %	2-11 18.18 %	11-14 78.57 %
Total	**21-57 36.8 %**	**5-24 20.8 %**	**18-26 69.2 %**

Technical Fouls: none
Second Chance Points: 7
Scores Tied: 0 times(s)
Points in the Paint: 32
Fast Break Points: 2
Lead Changed: 1 times(s)
Points off Turnovers: 15
Bench Points: 15
Largest Lead: 7 1st-15:49

Chestnut Hill 74

#	Player	GS	MIN	FG	3PT	FT	ORB-DRB	REB	PF	A	TO	BLK	STL	PTS
21	Simmon, Ethan	*	38	7-15	0-0	3-7	4-11	15	0	2	3	1	0	17
03	Conor Regan	*	34	5-11	2-5	1-2	1-4	5	3	1	1	0	0	13
10	Perry, Ty	*	26	4-7	2-5	2-2	1-2	3	3	3	1	0	1	12
00	Noah Charles	*	35	3-8	1-4	4-5	2-6	8	2	3	2	0	0	11
14	Lucas Dunn	*	12	1-1	1-1	0-0	1-1	2	1	2	1	0	0	3
05	James Rider		22	4-7	1-2	4-5	0-2	2	3	0	2	0	0	13
01	Trevonn Pitts		25	1-3	0-0	1-3	0-4	4	4	3	2	0	0	3
25	Kearson, Kyle		7	1-1	0-0	0-0	0-1	1	1	0	0	0	0	2
24	Donald Imo		3	0-2	0-0	0-0	1-1	2	0	0	0	0	0	0
TM	Team		0	0-0	0-0	0-0	1-1	2	0	0	1	0	0	0
	Totals	**-**	**202**	**26-55**	**7-17**	**15-24**	**11-33**	**44**	**17**	**14**	**13**	**1**	**1**	**74**

Team Summary	FG	3PT	FT
First Half	13-30 43.33 %	5-11 45.45 %	6-10 60.00 %
Second Half	13-25 52.00 %	2-6 33.33 %	9-14 64.29 %
Total	**26-55 47.3 %**	**7-17 41.2 %**	**15-24 62.5 %**

Technical Fouls: (1) James Rider
Second Chance Points: 23
Scores Tied: 0 times(s)
Points in the Paint: 24
Fast Break Points: 0
Lead Changed: 2 times(s)
Points off Turnovers: 3
Bench Points: 18
Largest Lead: 15 2nd-11:52

New Haven vs. Molloy
Dec. 29, 2022 • West Haven, CT
Game 10

Official Basketball Box Score - Final
Molloy at New Haven
12/29/22 Charger Gymnasium, West Haven, CT
2022-23 Men's Basketball

Game Time: 7:00 PM
Game Duration: 1:35
Attendance: 97
Officials: Tyler Sandmann, Andrew Maira, John Sousa

Molloy - 72 Record: 4-10

NO.	Name		Min	FG M-A	3P M-A	FT M-A	Rebounds OR	DR	TOT	Fouls PF	FD	TP	AS	TO	ST	Blocks BS	BA	+/-
33	Billy Muller	F	26:58	4-12	2-4	3-4	4	4	8	2	2	13	4	3	0	0	2	-16
24	Matt Lane	C	09:33	0-2	0-2	0-0	0	0	0	1	0	0	1	0	0	1	0	-14
1	Kenny Lazo	G	24:02	1-3	1-3	0-0	0	2	2	3	0	3	2	1	1	0	0	-18
5	Darren Fergus	G	30:41	8-16	2-5	0-0	0	4	4	3	3	18	1	4	1	1	3	-24
13	Billy Reyes	G	22:42	2-8	2-7	0-2	0	2	2	1	1	6	0	3	1	0	0	-25
3	Jalen Rosemond		05:27	1-4	0-2	0-0	0	2	2	1	0	2	0	0	0	0	0	-7
11	Mick Browne		16:41	2-4	0-0	1-2	0	2	2	1	1	5	1	0	3	1	1	-3
4	Dashaun Warren		19:08	1-3	0-0	0-0	1	0	1	2	0	2	0	0	0	0	1	-18
14	Kendell Ogilvie		20:07	2-6	0-2	2-3	1	2	3	3	2	6	1	1	2	0	1	-11
20	Jake Lynch		12:07	1-2	1-1	2-2	0	0	0	0	1	5	2	1	1	0	0	2
10	Terence Crowley		07:28	3-4	2-3	2-2	0	1	1	1	2	10	1	0	3	0	0	3
15	Eden Boakye		02:33	0-0	0-0	0-0	0	0	0	0	0	0	0	0	0	0	0	3
22	Dimitri Garrett		02:33	1-2	0-1	0-0	0	0	0	0	0	2	0	0	0	0	0	3
	Team						1	1	2			0		1				
	Totals			26-66	10-30	10-15	7	20	27	18	12	72	13	14	12	3	8	-25

Technical Fouls::NONE

Shooting By Period		
1st FG%	13-31	41.9%
3PT%	5-15	33.3%
FT%	4-6	66.7%
2nd FG%	13-35	37.1%
3PT%	5-15	33.3%
FT%	6-9	66.7%
GM FG%	26-66	39.4%
3PT%	10-30	33.3%
FT%	10-15	66.7%

Dead Ball Rebounds: 3, 0

New Haven - 97 Record: 7-3

NO.	Name		Min	FG M-A	3P M-A	FT M-A	Rebounds OR	DR	TOT	Fouls PF	FD	TP	AS	TO	ST	Blocks BS	BA	+/-
10	Tyrone Perry	F	26:42	10-13	2-4	2-3	1	3	4	1	3	24	3	2	1	0	0	28
34	Davontrey Thomas	F	27:37	5-9	2-6	0-0	0	4	4	1	0	12	3	0	3	0	0	29
12	Majur Majak	C	26:29	5-6	1-1	0-0	2	7	9	2	1	11	1	2	0	8	1	21
4	Quashawn Lane	G	26:58	5-9	1-3	4-4	0	4	4	0	3	15	2	1	1	0	2	16
11	Victor Olawoye	G	24:08	3-7	2-4	2-2	0	4	4	3	5	10	7	4	2	0	0	32
3	Justin Hendrick		19:55	2-9	1-5	3-3	0	7	7	2	2	8	0	2	0	0	0	5
23	Sean Braithwaite		12:18	2-2	2-2	0-0	0	1	1	2	1	6	0	3	1	0	0	3
5	Joshua Hopson		09:48	1-1	0-0	1-2	1	1	2	0	1	3	0	1	0	0	0	7
15	Kendall McMillan		08:17	0-0	0-0	2-4	0	3	3	0	2	2	2	2	1	0	0	-1
2	Tarese Morse		07:28	1-1	0-0	0-0	1	0	1	0	0	2	0	1	1	0	0	-3
0	Andre Francis		05:01	0-1	0-1	0-0	0	0	0	1	0	0	0	0	0	0	0	-4
22	Jason Edokpayi		03:43	2-2	0-0	0-0	0	0	0	0	0	4	0	0	0	0	0	-3
13	Christian Kellman		01:36	0-0	0-0	0-0	0	0	0	0	0	0	0	1	0	0	0	-5
	Team						1	1	2			0		0				
	Totals			36-60	11-26	14-18	6	35	41	12	18	97	18	19	10	8	3	25

Technical Fouls::NONE

Shooting By Period		
1st FG%	19-28	67.9%
3PT%	7-12	58.3%
FT%	9-11	81.8%
2nd FG%	17-32	53.1%
3PT%	4-14	28.6%
FT%	5-7	71.4%
GM FG%	36-60	60.0%
3PT%	11-26	42.3%
FT%	14-18	77.8%

Dead Ball Rebounds: 2, 0

	MOL	UNH
Biggest lead	1 (1st 19:29)	33 (2nd 1:09)
Best Scoring Run	8(2nd 0:06)	10(2nd 18:23)
Lead Changes	2	
Times Tied	1	
Time with Lead	00:55	38:48

Points from	MOL	UNH
Turnovers	17	12
Paint	28	36
Second Chance	6	12
Fast Breaks	15	21
Bench	32	25

Period by Period Scoring	1st	2nd	TOT
MOL	35	37	72
UNH	54	43	97

New Haven vs. Le Moyne
Dec. 31, 2022 • West Haven, CT
Game 11

Official Basketball Box Score - Final
Le Moyne at New Haven
12/31/22 Charger Gymnasium, West Haven
2022-23 Men's Basketball

Game Time: 3:30 PM
Game Duration: 1:28
Attendance: 134
Officials: Mamadou Ba, Marek Drabinski, Mike Evans

Le Moyne - 50 Record: 8-7 (5-2)

NO.	Name		Min	FG M-A	3P M-A	FT M-A	Rebounds OR	DR	TOT	Fouls PF	FD	TP	AS	TO	ST	Blocks BS	BA	+/-
24	Isaiah Elmore	F	17:51	2-6	0-0	2-3	3	4	7	0	2	6	1	4	0	1	2	-16
0	Jeremiah Washington	G	24:03	2-8	2-6	0-0	0	3	3	0	0	6	3	1	0	0	1	-16
2	Zy'Ever Wingfield	G	17:15	0-5	0-0	0-0	1	3	4	1	1	0	1	1	0	0	0	-19
5	Isaiah Salter	G	30:43	4-10	2-3	0-0	0	0	0	2	0	10	1	2	1	0	0	-25
35	Nate McClure	G	30:02	1-4	0-1	0-0	2	2	4	1	0	2	3	0	0	2	0	-23
1	Darrick Jones Jr.		17:53	2-5	2-3	1-2	0	1	1	2	1	7	0	1	1	0	0	-4
10	Xavier Wilson		22:09	3-10	0-0	2-6	1	4	5	3	4	8	0	0	0	2	0	-3
23	Luke Sutherland		22:38	4-7	1-3	0-0	0	2	2	1	0	9	1	1	0	0	0	9
11	Kevin Constant		11:42	1-3	0-1	0-0	1	7	8	2	2	2	1	1	0	1	1	0
13	Jack Poirier		05:44	0-0	0-0	0-0	0	0	0	0	0	0	1	0	1	0	0	2
	Team						1	4	5			0		1				
	Totals			19-58	7-17	5-11	9	30	39	12	10	50	12	12	3	6	4	-19

Technical Fouls::NONE

Shooting By Period		
1st FG%	11-30	36.7%
3PT%	6-13	46.2%
FT%	2-5	40%
2nd FG%	8-28	28.6%
3PT%	1-4	25.0%
FT%	3-6	50%
GM FG%	19-58	32.8%
3PT%	7-17	41.2%
FT%	5-11	45.5%

Dead Ball Rebounds: 1, 0

New Haven - 69 Record: 8-3 (6-1)

NO.	Name		Min	FG M-A	3P M-A	FT M-A	Rebounds OR	DR	TOT	Fouls PF	FD	TP	AS	TO	ST	Blocks BS	BA	+/-
10	Tyrone Perry	F	30:38	6-16	0-3	0-1	0	1	1	1	5	12	2	1	0	0	3	24
34	Davontrey Thomas	F	35:00	5-11	2-5	2-3	1	3	4	0	1	14	3	1	1	0	1	22
12	Majur Majak	C	37:42	5-6	0-1	2-2	2	17	19	4	2	12	1	1	0	3	0	22
4	Quashawn Lane	G	36:37	6-14	1-5	0-0	2	4	6	2	0	13	7	1	1	1	0	22
11	Victor Olawoye	G	29:09	5-10	1-3	1-1	0	4	4	1	2	12	4	1	0	0	0	15
3	Justin Hendrick		09:08	1-6	1-4	0-0	1	1	2	0	0	3	0	1	1	0	2	-3
23	Sean Braithwaite		14:22	0-2	0-1	1-2	1	0	1	1	1	1	1	0	0	0	0	-8
5	Joshua Hopson		02:18	0-0	0-0	0-0	0	2	2	1	0	0	0	0	0	0	0	-3
15	Kendall McMillan		05:06	1-1	0-0	0-0	0	0	0	0	1	2	0	0	0	0	0	4
	Team						2	3	5			0		0				
	Totals			29-66	5-22	6-9	9	35	44	10	12	69	18	6	3	4	6	19

Technical Fouls::NONE

Shooting By Period		
1st FG%	14-32	43.8%
3PT%	3-10	30.0%
FT%	6-8	75%
2nd FG%	15-34	44.1%
3PT%	2-12	16.7%
FT%	0-1	0%
GM FG%	29-66	43.9%
3PT%	5-22	22.7%
FT%	6-9	66.7%

Dead Ball Rebounds: 1, 0

	LMU	UNH
Biggest lead	0 (1st 20:00)	19 (2nd 0:53)
Best Scoring Run	6(1st 5:53)	11(2nd 14:36)
Lead Changes	0	
Times Tied	0	
Time with Lead	00:00	39:11

Points from	LMU	UNH
Turnovers	3	10
Paint	16	40
Second Chance	1	9
Fast Breaks	13	14
Bench	26	6

Period by Period Scoring	1st	2nd	TOT
LMU	30	20	50
UNH	37	32	69

New Haven at Georgian Court
Jan. 4, 2023 • Lakewood, NJ
Game 12

Official Basketball Box Score - Final
New Haven at Georgian Court
01/04/23 Wellness Center Arena, Lakewood
2022-23 Men's Basketball

Game Time: 12:00 PM
Game Duration: 2:03
Attendance: 95
Officials: Jason Stallworth, Art Jackson, Robert Davison

New Haven - 69 Record: 9-3

NO.	Name		Min	FG M-A	3P M-A	FT M-A	Rebounds OR	DR	TOT	Fouls PF	FD	TP	AS	TO	ST	Blocks BS	BA	+/-
10	Tyrone Perry	F	25:49	8-12	1-4	4-4	1	2	3	2	2	21	4	1	2	1	0	13
34	Davontrey Thomas	F	36:04	3-15	3-12	1-4	1	10	11	0	3	10	2	3	0	0	0	3
12	Majur Majak	C	28:53	2-2	0-0	0-0	5	12	17	3	2	4	1	4	0	1	0	12
4	Quashawn Lane	G	33:18	3-6	1-2	7-8	3	3	6	0	6	14	2	4	0	2	1	10
11	Victor Olawoye	G	28:11	3-9	2-6	0-0	0	2	2	3	3	8	2	2	1	0	0	3
3	Justin Hendrick		05:47	0-2	0-2	0-0	0	2	2	0	0	0	0	1	1	0	0	6
23	Sean Braithwaite		18:07	2-5	1-3	0-0	1	0	1	2	0	5	0	1	0	0	0	2
15	Kendall McMillan		12:44	2-3	0-1	1-1	0	1	1	0	1	5	0	0	0	0	0	-1
5	Joshua Hopson		11:07	1-1	0-0	0-0	0	2	2	0	0	2	0	0	0	1	0	-3
	Team						0	1	1			0		0				
	Totals			24-55	8-30	13-17	11	35	46	10	17	69	11	16	4	5	1	9

Technical Fouls: Perry 1st4:01

Shooting By Period		
1st FG%	13-27	48.1%
3PT%	3-9	33.3%
FT%	8-9	88.9%
2nd FG%	11-28	39.3%
3PT%	5-21	23.8%
FT%	5-8	62.5%
GM FG%	24-55	43.6%
3PT%	8-30	26.7%
FT%	13-17	76.5%

Dead Ball Rebounds: 2, 1

Georgian Court - 60 Record: 7-6

NO.	Name		Min	FG M-A	3P M-A	FT M-A	Rebounds OR	DR	TOT	Fouls PF	FD	TP	AS	TO	ST	Blocks BS	BA	+/-
1	Jamaal Waters	F	36:11	6-13	0-3	2-4	0	2	2	1	3	14	1	2	4	1	1	-3
3	Jelani Jackson	G	25:11	1-5	1-2	0-0	0	6	6	2	1	3	3	2	1	0	1	-2
5	Shane Williams	G	28:27	0-6	0-1	0-0	0	3	3	1	0	0	0	0	0	0	0	-11
11	Clint Wright Jr.	G	36:44	4-16	3-10	2-2	0	1	1	4	1	13	1	2	1	0	1	-2
20	Jalen Bates	G	22:23	4-5	0-0	0-0	3	4	7	4	3	8	3	1	2	0	0	-6
2	Cameron Edmonds		30:50	7-14	6-11	0-0	0	4	4	4	0	20	2	1	2	0	2	-6
23	Hassan Jackson		07:04	0-3	0-0	0-0	0	0	0	0	0	0	0	0	0	0	0	-6
10	Christian Armstrong-Thomas		11:26	0-0	0-0	0-0	0	1	1	1	1	0	1	0	0	0	0	-11
30	Andrew Tummings, Jr.		01:44	1-1	0-0	0-0	1	0	1	0	0	2	0	0	0	0	0	2
	Team						1	1	2			0		1				
	Totals			23-63	10-27	4-6	5	22	27	17	9	60	11	9	10	1	5	-9

Technical Fouls::NONE

Shooting By Period		
1st FG%	11-31	35.5%
3PT%	6-15	40.0%
FT%	3-4	75%
2nd FG%	12-32	37.5%
3PT%	4-12	33.3%
FT%	1-2	50%
GM FG%	23-63	36.5%
3PT%	10-27	37.0%
FT%	4-6	66.7%

Dead Ball Rebounds: 1, 0

	UNH	GCU
Biggest lead	15 (2nd 2:26)	5 (1st 18:52)
Best Scoring Run	8(1st 7:53)	5(1st 18:52)
Lead Changes	3	
Times Tied	2	
Time with Lead	36:26	02:04

Points from	UNH	GCU
Turnovers	10	13
Paint	28	20
Second Chance	10	11
Fast Breaks	7	17
Bench	12	22

Period by Period Scoring	1st	2nd	TOT
UNH	37	32	69
GCU	31	29	60

GAME 34: NEW HAVEN VS WEST LIBERTY - NCAA ELITE EIGHT

New Haven at Saint Anselm
Jan. 7, 2023 • Manchester, NH

Game 13

Official Basketball Box Score - Final
New Haven at Saint Anselm
01/07/23 Stoutenburgh Gymnasium, Manchester, N.H.
2022-23 Men's Basketball

Game Time: 3:30 PM
Game Duration: 1:28
Attendance: 351

Officials: Will Flowers, Christopher Brown, Casey Kett

New Haven - 72 Record: 10-3 (7-1)

NO.	Name		Min	FG M-A	3P M-A	FT M-A	Rebounds OR	DR	TOT	Fouls PF	FD	TP	AS	TO	ST	Blocks BS	BA	+/-
23	Sean Braithwaite	F	33:52	3-4	1-1	0-0	1	2	3	0	1	7	0	0	0	0	0	10
34	Davontrey Thomas	F	40:00	10-13	3-4	2-2	2	4	6	4	2	25	1	1	0	0	0	9
12	Majur Majak	C	37:02	1-2	0-0	0-0	2	12	14	2	1	2	1	1	1	3	0	13
4	Quashawn Lane	G	40:00	8-17	1-3	3-3	0	2	2	1	4	20	3	4	3	0	2	9
11	Victor Olawoye	G	37:46	4-14	1-4	4-6	0	5	5	1	4	13	3	1	0	0	0	20
15	Kendall McMillan		03:00	0-1	0-0	0-0	0	0	0	0	0	0	0	0	0	0	1	-11
3	Justin Hendrick		05:22	2-3	0-0	1-1	0	1	1	0	1	5	0	0	0	0	0	-1
5	Joshua Hopson		02:58	0-0	0-0	0-0	0	0	0	0	0	0	0	0	0	0	0	-4
Team							2	3	5			0		2				
Totals				28-54	6-12	10-12	7	29	36	8	13	72	8	9	4	3	3	9

Shooting By Period

1st FG%	16-31	51.6%
3PT%	2-5	40.0%
FT%	2-2	100%
2nd FG%	12-23	52.2%
3PT%	4-7	57.1%
FT%	8-10	80%
GM FG%	28-54	51.9%
3PT%	6-12	50.0%
FT%	10-12	83.3%

Dead Ball Rebounds: 2, 0

Technical Fouls::NONE

Saint Anselm - 63 Record: 10-4 (7-1)

NO.	Name		Min	FG M-A	3P M-A	FT M-A	Rebounds OR	DR	TOT	Fouls PF	FD	TP	AS	TO	ST	Blocks BS	BA	+/-
10	Owen McGlashan	F	40:00	10-17	5-6	1-2	3	4	7	1	1	26	0	0	0	1	3	-9
24	Keith Robinson	F	08:54	0-2	0-2	0-0	0	2	2	0	0	0	0	0	0	0	0	-9
0	Tyler Arbuckle	G	40:00	6-14	2-6	1-2	1	3	4	1	2	15	2	2	0	0	0	-9
3	Matt Becker	G	33:58	2-11	0-4	0-2	1	8	9	3	2	4	5	1	2	0	0	-12
23	Miles Tention	G	40:00	5-13	3-8	1-1	0	0	0	1	1	14	5	2	3	0	0	-9
32	Matt Relihan		17:54	0-1	0-1	0-0	0	1	1	2	1	0	1	0	0	1	0	6
1	Jadon Archer		19:08	2-6	0-2	0-0	2	1	3	4	1	4	3	1	1	1	0	-3
11	Brogan Shannon		00:06	0-0	0-0	0-0	0	0	0	1	0	0	0	0	0	0	0	0
Team							4	0	4			0		0				
Totals				25-64	10-29	3-7	11	19	30	13	8	63	16	6	6	3	3	-9

Shooting By Period

1st FG%	14-31	45.2%
3PT%	7-17	41.2%
FT%	2-5	40%
2nd FG%	11-33	33.3%
3PT%	3-12	25.0%
FT%	1-2	50%
GM FG%	25-64	39.1%
3PT%	10-29	34.5%
FT%	3-7	42.9%

Dead Ball Rebounds: 3, 0

Technical Fouls::NONE

	UNH	STA
Biggest lead	11 (2nd 0:15)	11 (1st 9:43)
Best Scoring Run	8(2nd 0:31)	17(1st 10:24)
Lead Changes	10	
Times Tied	3	
Time with Lead	23:01	13:42

Points from	UNH	STA
Turnovers	11	13
Paint	40	26
Second Chance	7	13
Fast Breaks	12	14
Bench	5	4

Period by Period Scoring

	1st	2nd	TOT
UNH	36	36	72
STA	37	26	63

New Haven at Southern New Hampshire
Jan. 10, 2023 • Manchester, NH

Game 14

Official Basketball Box Score - Final
New Haven at Southern N.H.
01/10/23 Stan Spirou Field House, Manchester, N.H.
2022-23 Men's Basketball

Game Time: 7:30 PM
Game Duration: 1:36
Attendance: 459

Officials: Vasil Mallios, Matt Dorn, David Powell

New Haven - 52 Record: 10-4 (7-2)

NO.	Name		Min	FG M-A	3P M-A	FT M-A	Rebounds OR	DR	TOT	Fouls PF	FD	TP	AS	TO	ST	Blocks BS	BA	+/-
10	Tyrone Perry	F	26:14	4-11	1-5	3-4	0	3	3	0	4	12	1	3	0	0	0	-14
34	Davontrey Thomas	F	30:25	1-13	1-7	0-0	2	1	3	0	1	3	1	2	0	0	2	-24
12	Majur Majak	C	31:08	5-6	0-0	1-2	5	7	12	0	1	11	0	1	0	0	0	-23
4	Quashawn Lane	G	30:10	1-5	0-2	4-4	1	4	5	2	3	6	3	0	0	0	2	-22
11	Victor Olawoye	G	30:47	4-10	1-4	0-0	1	3	4	1	1	9	2	0	1	0	1	-20
3	Justin Hendrick		09:16	0-7	0-5	0-0	1	1	2	0	0	0	0	1	0	0	1	-6
23	Sean Braithwaite		21:32	0-2	0-2	1-2	1	0	1	1	1	1	0	0	0	0	0	-16
5	Joshua Hopson		07:31	1-1	0-0	2-4	1	1	2	0	2	4	0	0	0	0	0	-4
15	Kendall McMillan		09:47	2-3	1-1	1-2	0	1	1	1	1	6	1	0	0	0	0	-8
0	Andre Francis		03:10	0-0	0-0	0-0	0	0	0	0	0	0	0	0	0	0	0	-3
Team							3	2	5			0		1				
Totals				18-58	4-26	12-18	15	23	38	5	14	52	8	8	1	0	6	-28

Shooting By Period

1st FG%	10-32	31.3%
3PT%	3-18	16.7%
FT%	1-2	50%
2nd FG%	8-26	30.8%
3PT%	1-8	12.5%
FT%	11-16	68.8%
GM FG%	18-58	31.0%
3PT%	4-26	15.4%
FT%	12-18	66.7%

Dead Ball Rebounds: 4, 1

Technical Fouls: Olawoye 1st2:59

Southern N.H. - 80 Record: 9-6 (6-3)

NO.	Name		Min	FG M-A	3P M-A	FT M-A	Rebounds OR	DR	TOT	Fouls PF	FD	TP	AS	TO	ST	Blocks BS	BA	+/-
2	Ryan Layman	F	23:20	4-5	1-1	0-0	2	1	3	2	0	9	4	0	1	1	0	20
24	Jordan Brathwaite	F	29:18	9-9	6-6	0-0	2	2	4	3	0	24	1	0	1	0	0	21
0	Evan Guillory	G	30:46	2-7	0-2	0-0	4	8	12	3	2	4	4	0	0	0	0	22
1	Ethan Okwuosa	G	35:31	4-17	3-8	0-0	0	7	7	1	1	11	4	0	0	1	0	30
3	Matt Becht	G	33:20	6-13	5-10	3-4	0	3	3	0	1	20	4	1	1	0	0	29
4	Sam Kodi		07:52	1-2	1-2	0-0	0	2	2	1	0	3	0	0	0	1	0	3
15	Derrick Grant		16:28	2-5	1-2	0-0	1	0	1	1	0	5	0	1	0	3	0	7
11	Noah Kamba		08:47	1-1	1-1	0-0	0	1	1	1	0	3	0	0	0	0	0	1
5	Jackson Jordan		06:56	0-1	0-1	0-0	0	0	0	1	0	0	1	0	0	0	0	1
32	Collin MacAdams		03:10	0-0	0-0	1-2	0	1	1	0	1	1	1	0	0	0	0	3
20	Royce Williams		02:10	0-1	0-1	0-0	0	0	0	1	0	0	0	0	0	0	0	1
40	Brenden Choate		02:10	0-1	0-0	0-0	0	0	0	0	0	0	0	0	0	0	0	1
34	Luke Bramanti		00:12	0-0	0-0	0-0	0	0	0	0	0	0	0	0	0	0	0	1
Team							1	2	3			0		2				
Totals				29-62	18-34	4-6	10	27	37	14	5	80	19	4	3	6	0	28

Shooting By Period

1st FG%	12-31	38.7%
3PT%	6-16	37.5%
FT%	3-4	75%
2nd FG%	17-31	54.8%
3PT%	12-18	66.7%
FT%	1-2	50%
GM FG%	29-62	46.8%
3PT%	18-34	52.9%
FT%	4-6	66.7%

Dead Ball Rebounds: 1, 0

Technical Fouls::NONE

	UNH	SNHU
Biggest lead	3 (1st 18:57)	30 (2nd 1:36)
Best Scoring Run	5(1st 4:36)	11(2nd 18:18)
Lead Changes	1	
Times Tied	4	
Time with Lead	03:06	33:37

Points from	UNH	SNHU
Turnovers	1	10
Paint	24	14
Second Chance	18	13
Fast Breaks	7	1
Bench	11	12

Period by Period Scoring

	1st	2nd	TOT
UNH	24	28	52
SNHU	33	47	80

New Haven vs. Southern Connecticut
Jan. 14, 2023 • West Haven, CT

Game 15

Official Basketball Box Score - Final
Southern Conn. St. at New Haven
01/14/23 Charger Gymnasium, West Haven, CT
2022-23 Men's Basketball

Game Time: 3:30 PM
Game Duration: 1:44
Attendance: 232

Officials: Brad Chernovetz, Joey Reyes, John Sousa

Southern Conn. St. - 51 Record: 12-5 (7-3)

NO.	Name		Min	FG M-A	3P M-A	FT M-A	Rebounds OR	DR	TOT	Fouls PF	FD	TP	AS	TO	ST	Blocks BS	BA	+/-
11	Cherif Diarra	F	25:35	1-7	0-0	2-4	6	6	12	2	2	4	2	2	1	1	0	-1
33	Zack Penn	F	28:25	4-10	0-0	0-0	5	4	9	3	0	8	1	2	1	0	1	-6
4	Marty Silvera	G	36:38	3-14	1-5	3-3	2	3	5	3	4	10	4	3	2	0	3	-9
10	Sean James	G	30:17	1-13	0-6	0-0	2	3	5	2	0	2	3	1	1	0	2	-3
13	Ulyen Coleman	G	36:16	5-16	2-7	5-5	1	3	4	2	2	17	0	3	2	0	1	-5
23	Kazell Stewart		21:06	3-9	0-1	1-2	2	3	5	4	1	7	1	0	2	1	1	-9
1	Logan Bagshaw		02:43	0-0	0-0	0-0	0	0	0	0	0	0	0	0	0	0	0	-3
25	Leo Chaikin		02:45	0-1	0-0	0-0	1	0	1	1	0	0	0	0	0	0	1	-2
21	Jahlijah Grant		16:15	1-4	1-2	0-0	1	1	2	2	0	3	0	1	0	0	2	3
Team							4	1	5			0		0				
Totals				18-74	4-21	11-14	24	24	48	19	9	51	11	12	9	2	11	-7

Shooting By Period

1st FG%	5-38	13.2%
3PT%	3-12	25.0%
FT%	9-10	90%
2nd FG%	13-36	36.1%
3PT%	1-9	11.1%
FT%	2-4	50%
GM FG%	18-74	24.3%
3PT%	4-21	19.0%
FT%	11-14	78.6%

Dead Ball Rebounds: 2, 0

Technical Fouls::NONE

New Haven - 58 Record: 11-4 (8-2)

NO.	Name		Min	FG M-A	3P M-A	FT M-A	Rebounds OR	DR	TOT	Fouls PF	FD	TP	AS	TO	ST	Blocks BS	BA	+/-
10	Tyrone Perry	F	34:04	5-13	1-3	2-2	0	2	2	1	1	13	1	3	1	0	1	2
34	Davontrey Thomas	F	34:46	4-9	3-7	3-4	2	4	6	1	3	14	2	0	0	0	0	5
12	Majur Majak	C	37:36	0-4	0-0	6-6	2	11	13	3	5	6	2	1	1	9	1	6
4	Quashawn Lane	G	34:47	4-10	0-1	6-7	1	4	5	2	5	14	1	3	3	0	0	4
11	Victor Olawoye	G	33:59	4-8	0-3	1-3	2	5	7	1	3	9	2	3	2	2	0	5
15	Kendall McMillan		11:14	1-3	0-2	0-0	0	2	2	0	1	2	1	1	0	0	0	5
23	Sean Braithwaite		11:10	0-2	0-1	0-0	1	0	1	2	1	0	0	1	0	0	0	7
5	Joshua Hopson		02:24	0-0	0-0	0-0	0	1	1	0	0	0	0	0	0	0	0	1
Team							2	4	6			0		4				
Totals				18-49	4-17	18-22	10	33	43	10	19	58	9	16	7	11	2	7

Shooting By Period

1st FG%	11-25	44.0%
3PT%	3-11	27.3%
FT%	7-9	77.8%
2nd FG%	7-24	29.2%
3PT%	1-6	16.7%
FT%	11-13	84.6%
GM FG%	18-49	36.7%
3PT%	4-17	23.5%
FT%	18-22	81.8%

Dead Ball Rebounds: 1, 0

Technical Fouls: Thomas 1st2:07

	SCS	UNH
Biggest lead	0 (1st 20:00)	15 (1st 4:29)
Best Scoring Run	7(2nd 17:25)	9(1st 11:56)
Lead Changes	0	
Times Tied	0	
Time with Lead	00:00	38:37

Points from	SCS	UNH
Turnovers	20	9
Paint	22	28
Second Chance	16	11
Fast Breaks	10	13
Bench	10	2

Period by Period Scoring

	1st	2nd	TOT
SCS	22	29	51
UNH	32	26	58

New Haven at Bentley
Jan. 18, 2023 • Waltham, MA

Game 16

Official Basketball Box Score - Final
New Haven at Bentley
01/18/23 Charles A. Dana Center, Waltham, Mass.
2022-23 Men's Basketball

Game Time: 7:30 PM
Game Duration: 1:30
Attendance: 205

Officials: Josh Burton, Matt Dorn, Vasili Mallios

New Haven - 60 Record: 12-4 (9-2)

NO.	Name		Min	FG M-A	3P M-A	FT M-A	Rebounds OR	DR	TOT	Fouls PF	FD	TP	AS	TO	ST	Blocks BS	BA	+/-
10	Tyrone Perry	F	24:54	3-9	0-1	1-1	0	4	4	1	2	7	1	1	0	0	1	-10
34	Davontrey Thomas	F	36:35	4-8	3-7	0-0	0	4	4	2	0	11	2	0	1	0	0	9
12	Majur Majak	C	37:49	3-6	0-1	1-2	3	13	16	2	2	7	1	0	1	2	0	1
4	Quashawn Lane	G	40:00	9-20	3-7	0-1	0	0	0	0	3	21	6	2	1	0	2	1
11	Victor Olawoye	G	15:23	0-5	0-3	0-0	1	5	6	2	0	0	1	0	0	0	1	-14
23	Sean Braithwaite		18:31	0-0	0-0	0-0	1	0	1	2	0	0	0	1	3	0	0	3
15	Kendall McMillan		02:32	0-1	0-0	0-0	0	1	1	0	0	0	0	0	0	0	0	-5
5	Joshua Hopson		02:11	0-0	0-0	0-0	0	0	0	0	0	0	0	0	0	0	0	0
3	Justin Hendrick		22:05	5-15	4-14	0-0	1	1	2	2	1	14	1	2	2	0	0	20
Team							0	1	1			0		0				
Totals				24-64	10-33	2-4	6	29	35	11	8	60	12	6	8	2	4	1

Shooting By Period

1st FG%	5-31	16.1%
3PT%	1-12	8.3%
FT%	1-2	50%
2nd FG%	19-33	57.6%
3PT%	9-21	42.9%
FT%	1-2	50%
GM FG%	24-64	37.5%
3PT%	10-33	30.3%
FT%	2-4	50.0%

Dead Ball Rebounds: 1, 0

Technical Fouls::NONE

Bentley - 59 Record: 14-2 (9-2)

NO.	Name		Min	FG M-A	3P M-A	FT M-A	Rebounds OR	DR	TOT	Fouls PF	FD	TP	AS	TO	ST	Blocks BS	BA	+/-
4	Matt Leritz	F	33:59	4-11	1-5	0-0	1	7	8	2	1	9	2	2	1	1	2	-14
3	Brian Wright-Kinsey	G	35:23	3-6	3-5	2-2	4	6	10	1	1	11	3	0	2	0	0	-1
11	Aaron Latham	G	29:49	1-5	0-1	0-0	0	3	3	2	1	2	6	4	1	1	0	-1
20	Zach Laput	G	31:58	4-13	1-4	0-2	2	6	8	2	3	9	5	3	0	0	0	-9
21	Mason Webb	G	35:15	8-18	5-12	0-0	0	6	6	0	1	21	2	0	0	0	0	-4
22	Kellan Bochenek		11:53	0-0	0-0	0-0	1	4	5	0	1	0	0	0	0	1	0	10
30	Isaac Martin		08:02	0-0	0-0	1-2	0	0	0	1	1	1	0	0	0	0	0	8
12	Cash McClure		13:41	3-5	0-2	0-1	0	1	1	0	2	6	1	0	0	1	0	6
Team							2	1	3			0		2				
Totals				23-58	10-29	3-7	10	34	44	8	11	59	19	11	4	4	2	-1

Shooting By Period

1st FG%	14-29	48.3%
3PT%	6-13	46.2%
FT%	3-4	75%
2nd FG%	9-29	31.0%
3PT%	4-16	25.0%
FT%	0-3	0%
GM FG%	23-58	39.7%
3PT%	10-29	34.5%
FT%	3-7	42.9%

Dead Ball Rebounds: 0, 1

Technical Fouls::NONE

	UNH	BEN
Biggest lead	1 (2nd 0:00)	27 (2nd 18:57)
Best Scoring Run	14(2nd 13:46)	13(2nd 18:57)
Lead Changes	1	
Times Tied	0	
Time with Lead	00:00	39:26

Points from	UNH	BEN
Turnovers	7	6
Paint	20	22
Second Chance	5	4
Fast Breaks	5	7
Bench	14	7

Period by Period Scoring

	1st	2nd	TOT
UNH	12	48	60
BEN	37	22	59

GAME 34: NEW HAVEN VS WEST LIBERTY - NCAA ELITE EIGHT

New Haven vs Pace
Jan. 21, 2023 • West Haven, CT

Game 17

Official Basketball Box Score - Final
Pace at New Haven
01/21/23 Charger Gymnasium, West Haven, CT
2022-23 Men's Basketball

Game Time: 3:30 PM
Game Duration: 1:40
Attendance: 524

Officials: Marek Drabinski, Kevin Kobelski, Raymond Downs

Pace - 50 Record: 14-6 (6-6)

NO.	Name		Min	FG M-A	3P M-A	FT M-A	Rebounds OR	DR	TOT	Fouls PF	FD	TP	AS	TO	ST	Blocks BS	BA	+/-
12	Marc Dadika	F	30:13	3-12	1-3	3-5	5	6	11	2	5	10	0	2	1	1	1	-12
24	Bryan Powell	F	33:03	4-10	3-5	2-2	1	2	3	1	2	13	2	0	1	1	0	-6
3	Lyron Bennett	G	38:44	1-7	0-2	2-2	0	11	11	3	2	4	2	0	1	0	1	-4
4	Jabari Nurse	G	28:40	0-2	0-1	0-0	0	1	1	0	2	0	2	2	0	0	0	-11
14	Brandon Powell	G	29:11	4-11	3-7	3-4	0	2	2	4	2	14	1	5	1	0	1	-5
13	Frankyn Batista		09:47	2-4	0-1	0-0	0	0	0	0	1	4	0	0	0	1	0	6
32	Justin O'Neill		02:59	0-0	0-0	0-0	0	1	1	0	0	0	0	0	0	0	0	2
5	Christian Adams		08:30	0-0	0-0	0-0	0	0	0	1	0	0	0	1	0	1	0	8
2	Adonis Williams		06:51	1-2	0-0	0-0	1	2	3	0	2	2	0	0	0	0	0	-1
20	Chaz Harvey		02:18	0-1	0-1	0-0	0	0	0	0	0	0	0	1	0	0	0	-1
15	Adeleye Oyekanmi		09:44	1-3	1-1	0-0	0	1	1	0	0	3	0	1	0	0	0	-6
Team							1	5	6			0		1				
Totals				16-52	8-21	10-13	8	31	39	11	16	50	7	13	4	4	3	-6

Technical Fouls::NONE

Shooting By Period		
1st FG%	9-28	32.1%
3PT%	6-12	50.0%
FT%	8-10	80%
2nd FG%	7-24	29.2%
3PT%	2-9	22.2%
FT%	2-3	66.7%
GM FG%	16-52	30.8%
3PT%	8-21	38.1%
FT%	10-13	76.9%

Dead Ball Rebounds: 0, 0

New Haven - 56 Record: 13-4 (11-2)

NO.	Name		Min	FG M-A	3P M-A	FT M-A	Rebounds OR	DR	TOT	Fouls PF	FD	TP	AS	TO	ST	Blocks BS	BA	+/-
10	Tyrone Perry	F	22:40	4-13	1-3	0-0	0	2	2	2	0	9	1	3	0	0	0	6
34	Davontrey Thomas	F	35:54	3-10	1-5	0-0	1	3	4	1	2	7	0	2	2	0	2	11
12	Majur Majak	C	37:12	4-9	0-1	0-0	3	11	14	3	0	8	0	1	1	2	0	5
4	Quashawn Lane	G	34:59	6-9	2-2	4-4	1	4	5	3	3	18	6	2	5	0	1	14
11	Victor Olawoye	G	34:48	3-12	2-6	3-5	1	5	6	2	4	11	6	0	1	1	0	10
3	Justin Hendrick		15:55	1-6	1-5	0-0	1	0	1	0	1	3	0	0	0	0	1	-1
23	Sean Braithwaite		15:38	0-2	0-2	0-0	0	0	0	3	0	0	2	0	0	0	0	-15
5	Joshua Hopson		02:48	0-0	0-0	0-0	2	1	3	2	1	0	0	1	0	0	0	1
15	Kendall McMillan		00:06	0-0	0-0	0-0	0	0	0	0	0	0	0	0	0	0	0	-1
Team							2	5	7			0		0				
Totals				21-61	7-24	7-9	11	31	42	16	11	56	15	9	9	3	4	6

Technical Fouls::NONE

Shooting By Period		
1st FG%	13-30	43.3%
3PT%	5-14	35.7%
FT%	1-3	33.3%
2nd FG%	8-31	25.8%
3PT%	2-10	20.0%
FT%	6-6	100%
GM FG%	21-61	34.4%
3PT%	7-24	29.2%
FT%	7-9	77.8%

Dead Ball Rebounds: 0, 0

	PAC	UNH
Biggest lead	7 (2nd 6:14)	6 (2nd 0:00)
Best Scoring Run	7(2nd 6:14)	12(2nd 0:00)
Lead Changes	6	
Times Tied	7	
Time with Lead	24:35	07:58

Points from	PAC	UNH
Turnovers	11	13
Paint	14	22
Second Chance	9	7
Fast Breaks	3	8
Bench	9	3

Period by Period Scoring	1st	2nd	TOT
PAC	32	18	50
UNH	32	24	56

New Haven at Adelphi
Jan. 24, 2023 • Garden City, NY

Game 18

Official Basketball Box Score - Final
New Haven at Adelphi
01/24/23 Center for Recreation and Sport, Garden City
2022-23 Men's Basketball

Game Time: 7:30 PM
Game Duration: 1:28
Attendance: 243

Officials: Mike Evans, Ernest Hamilton III, Craig Lastres

New Haven - 60 Record: 13-5 (10-3)

NO.	Name		Min	FG M-A	3P M-A	FT M-A	Rebounds OR	DR	TOT	Fouls PF	FD	TP	AS	TO	ST	Blocks BS	BA	+/-
10	Tyrone Perry	F	35:03	10-17	4-8	0-0	1	6	7	1	1	24	1	1	1	0	0	-5
34	Davontrey Thomas	F	33:36	0-4	0-2	0-0	0	4	4	0	1	0	1	0	0	0	0	-11
12	Majur Majak	C	25:41	0-2	0-1	2-2	1	2	3	1	1	2	1	2	1	2	0	-17
4	Quashawn Lane	G	34:01	4-9	2-3	4-5	1	3	4	5	5	14	4	4	0	1	0	-7
11	Victor Olawoye	G	27:03	2-7	2-6	0-0	0	1	1	2	0	6	0	2	4	1	0	-17
3	Justin Hendrick		20:13	3-8	3-6	0-0	0	2	2	3	0	9	0	1	0	0	0	-6
23	Sean Braithwaite		13:23	1-1	1-1	0-0	0	0	0	1	1	3	1	1	0	0	0	-9
5	Joshua Hopson		04:35	0-0	0-0	0-0	0	1	1	0	0	0	0	1	0	1	0	1
15	Kendall McMillan		06:25	1-4	0-1	0-0	0	1	1	1	0	2	0	0	0	0	0	1
Team							2	1	3			0		0				
Totals				21-52	12-28	6-7	5	21	26	14	9	60	8	12	6	5	0	-14

Technical Fouls::NONE

Shooting By Period		
1st FG%	10-25	40.0%
3PT%	7-14	50.0%
FT%	4-5	80%
2nd FG%	11-27	40.7%
3PT%	5-14	35.7%
FT%	2-2	100%
GM FG%	21-52	40.4%
3PT%	12-28	42.9%
FT%	6-7	85.7%

Dead Ball Rebounds: 1, 1

Adelphi - 74 Record: 10-11 (4-9)

NO.	Name		Min	FG M-A	3P M-A	FT M-A	Rebounds OR	DR	TOT	Fouls PF	FD	TP	AS	TO	ST	Blocks BS	BA	+/-
1	Dayshaun Walton	F	37:58	5-10	2-5	1-2	0	6	6	2	2	13	3	0	0	0	1	9
10	Mason Jackson	F	40:00	2-4	1-3	0-0	0	2	2	1	0	5	1	1	4	0	0	14
15	Andrew Delaney	F	34:36	5-9	3-5	2-2	2	6	8	0	2	15	3	1	0	0	1	5
3	Ronnie Silva	G	35:09	9-16	5-9	0-0	0	4	4	2	2	23	3	5	0	0	2	12
13	Elijah Lewis	G	36:17	3-10	1-7	3-4	1	6	7	3	5	10	5	2	2	0	0	12
11	Matthew Price		05:35	1-3	1-3	0-0	0	0	0	1	2	3	1	0	0	0	0	5
21	Aristotelis Sotiriou		05:24	2-2	1-1	0-0	0	0	0	0	1	5	0	0	0	0	0	9
24	Justin Forest		05:01	0-1	0-0	0-0	1	0	1	0	0	0	0	0	0	0	1	4
Team							2	2	4			0		2				
Totals				27-55	14-33	6-8	6	26	32	9	14	74	16	11	6	0	5	14

Technical Fouls::NONE

Shooting By Period		
1st FG%	16-32	50.0%
3PT%	11-22	50.0%
FT%	0-0	0%
2nd FG%	11-23	47.8%
3PT%	3-11	27.3%
FT%	6-8	75%
GM FG%	27-55	49.1%
3PT%	14-33	42.4%
FT%	6-8	75.0%

Dead Ball Rebounds: 2, 0

	UNH	ADE
Biggest lead	0 (1st 20:00)	18 (2nd 9:17)
Best Scoring Run	5(1st 3:57)	8(1st 8:01)
Lead Changes	0	
Times Tied	2	
Time with Lead	00:00	38:17

Points from	UNH	ADE
Turnovers	3	9
Paint	16	18
Second Chance	3	4
Fast Breaks	9	3
Bench	14	8

Period by Period Scoring	1st	2nd	TOT
UNH	31	29	60
ADE	43	31	74

New Haven at Franklin Pierce
Jan. 28, 2023 • Rindge, NH

Game 19

Official Basketball Box Score - Final
New Haven at Franklin Pierce
01/28/23 The Fieldhouse, Rindge
2022-23 Men's Basketball

Game Time: 3:30 PM
Game Duration: 1:34
Attendance: 68

Officials: Will Flowers, Chris Bennett, Tracy Mitchell

New Haven - 72 Record: 13-6 (10-4)

NO.	Name		Min	FG M-A	3P M-A	FT M-A	Rebounds OR	DR	TOT	Fouls PF	FD	TP	AS	TO	ST	Blocks BS	BA	+/-
10	Tyrone Perry	F	29:49	6-12	1-4	2-2	1	5	6	3	3	15	0	2	2	0	0	-4
34	Davontrey Thomas	F	36:17	6-12	4-8	3-4	0	4	4	3	3	19	1	1	1	0	0	-7
12	Majur Majak	C	31:00	2-5	0-0	0-0	1	4	5	0	0	4	0	2	2	3	0	-8
4	Quashawn Lane	G	38:04	6-10	0-0	6-6	2	0	2	3	5	18	1	3	1	0	0	-9
3	Justin Hendrick		18:25	2-8	1-4	0-0	0	3	3	0	0	5	1	1	0	0	1	-10
11	Victor Olawoye		21:33	1-3	1-3	0-0	0	3	3	2	0	3	1	0	1	0	0	9
23	Sean Braithwaite		17:23	0-2	0-2	0-0	0	2	2	1	0	0	1	0	0	0	0	4
22	Jason Edokpayi		07:29	3-4	0-0	2-4	2	1	3	0	2	8	0	2	0	0	0	0
Team							0	1	1			0		0				
Totals				26-56	7-21	13-16	6	23	29	12	13	72	5	11	7	3	1	-5

Technical Fouls::NONE

Shooting By Period		
1st FG%	11-27	40.7%
3PT%	3-12	25.0%
FT%	4-4	100%
2nd FG%	15-29	51.7%
3PT%	4-9	44.4%
FT%	9-12	75%
GM FG%	26-56	46.4%
3PT%	7-21	33.3%
FT%	13-16	81.3%

Dead Ball Rebounds: 0, 0

Franklin Pierce - 77 Record: 13-7 (8-5)

NO.	Name		Min	FG M-A	3P M-A	FT M-A	Rebounds OR	DR	TOT	Fouls PF	FD	TP	AS	TO	ST	Blocks BS	BA	+/-
2	Sean Bresnan	F	29:14	4-6	2-3	0-0	0	4	4	2	1	10	2	1	0	0	0	-1
40	Sean Trumper	F	27:57	1-4	0-0	0-0	3	4	7	1	0	2	5	1	1	0	2	4
1	Jarnel Snow-Guzman	G	32:16	9-15	4-8	0-0	1	3	4	3	1	22	3	4	2	0	0	0
4	Mohamed Traore	G	36:00	6-13	5-10	5-6	4	4	8	1	5	22	0	1	0	0	0	10
10	Brandon Kolek	G	29:46	3-13	1-5	0-1	0	6	6	1	3	7	3	0	2	0	1	8
3	Antonio Chandler		15:00	1-1	0-0	2-2	0	0	0	1	1	4	0	1	2	1	0	6
11	Theisen Lee		03:45	0-2	0-0	0-0	0	0	0	0	0	0	0	0	0	0	0	1
35	JB Mukeba		07:49	1-1	0-0	0-0	1	1	2	1	0	2	0	1	0	0	0	1
30	RJ Delahaye		08:39	2-2	0-0	0-0	0	0	0	1	0	4	0	2	0	0	0	1
0	Wol Maiwen		09:34	2-2	0-0	0-2	0	2	2	2	1	4	1	0	0	0	0	-5
Team							1	3	4			0		1				
Totals				29-59	12-26	7-11	10	27	37	13	12	77	14	12	7	1	3	5

Technical Fouls::NONE

Shooting By Period		
1st FG%	13-31	41.9%
3PT%	5-13	38.5%
FT%	2-2	100%
2nd FG%	16-28	57.1%
3PT%	7-13	53.8%
FT%	5-9	55.6%
GM FG%	29-59	49.2%
3PT%	12-26	46.2%
FT%	7-11	63.6%

Dead Ball Rebounds: 1, 0

	UNH	FPU
Biggest lead	2 (1st 18:24)	14 (2nd 8:00)
Best Scoring Run	6(1st 10:11)	6(1st 16:35)
Lead Changes	3	
Times Tied	2	
Time with Lead	00:59	35:34

Points from	UNH	FPU
Turnovers	17	16
Paint	38	30
Second Chance	8	13
Fast Breaks	15	21
Bench	11	14

Period by Period Scoring	1st	2nd	TOT
UNH	29	43	72
FPU	33	44	77

New Haven vs Saint Rose
Feb. 1, 2023 • West Haven, CT

Game 20

Official Basketball Box Score - Final
Saint Rose at New Haven
02/01/23 Charger Gymnasium, West Haven
2022-23 Men's Basketball

Game Time: 7:30 PM
Game Duration: 1:38
Attendance: 312

Officials: Ryan Corbett, Daniel Dobrosielski, Brad Chernovetz

Saint Rose - 72 Record: 9-14 (3-12)

NO.	Name		Min	FG M-A	3P M-A	FT M-A	Rebounds OR	DR	TOT	Fouls PF	FD	TP	AS	TO	ST	Blocks BS	BA	+/-
21	Max Jusianiec	F	40:00	14-22	8-14	3-5	1	5	6	2	4	39	3	1	1	0	0	5
35	Josh McGettigan	F	40:00	8-15	1-2	1-2	0	8	8	3	1	18	1	1	0	0	1	5
2	Frankie Phelan	G	34:25	1-3	0-0	0-0	0	3	3	3	4	2	7	2	1	0	1	6
4	Latiek Briscoe	G	29:34	1-6	0-2	0-1	3	4	7	4	1	2	2	3	0	0	0	7
20	Sean Dadey	G	28:47	0-2	0-1	0-0	0	1	1	0	1	0	6	2	1	0	0	-6
5	Hagen Foley		02:07	0-0	0-0	0-0	0	0	0	0	0	0	0	1	0	0	0	2
12	Keegan Zoller		25:07	4-5	3-3	0-0	1	2	3	1	1	11	4	1	1	0	0	6
Team							2	0	2			0		1				
Totals				28-53	12-22	4-8	7	23	30	13	12	72	23	12	4	0	2	5

Technical Fouls::NONE

Shooting By Period		
1st FG%	17-28	60.7%
3PT%	10-16	62.5%
FT%	1-2	50%
2nd FG%	11-25	44.0%
3PT%	2-6	33.3%
FT%	3-6	50%
GM FG%	28-53	52.8%
3PT%	12-22	54.5%
FT%	4-8	50.0%

Dead Ball Rebounds: 0, 0

New Haven - 67 Record: 13-7 (10-5)

NO.	Name		Min	FG M-A	3P M-A	FT M-A	Rebounds OR	DR	TOT	Fouls PF	FD	TP	AS	TO	ST	Blocks BS	BA	+/-
10	Tyrone Perry	F	37:48	5-7	0-0	4-4	1	2	3	2	2	14	2	5	1	1	0	3
34	Davontrey Thomas	F	33:33	3-11	2-8	0-0	0	1	1	2	1	8	1	0	1	0	0	6
12	Majur Majak	C	26:08	2-3	0-0	2-2	2	9	11	1	2	6	0	0	0	1	0	0
4	Quashawn Lane	G	39:11	8-10	2-3	3-7	0	1	1	2	7	21	6	2	2	0	0	0
11	Victor Olawoye	G	27:50	4-9	1-3	3-3	0	3	3	4	1	12	2	2	1	0	0	5
22	Jason Edokpayi		04:32	0-1	0-0	0-0	1	2	3	0	0	0	0	0	0	0	0	-7
15	Kendall McMillan		08:55	2-5	0-3	0-0	0	0	0	0	0	4	1	0	0	0	0	-14
23	Sean Braithwaite		15:47	1-4	0-3	0-0	0	2	2	1	0	2	0	1	0	0	0	-9
0	Andre Francis		02:12	0-0	0-0	0-0	0	0	0	0	0	0	0	0	0	0	0	-8
3	Justin Hendrick		04:04	0-1	0-1	0-0	0	0	0	0	0	0	1	0	0	0	0	-1
Team							0	2	2			0		0				
Totals				25-51	5-21	12-16	4	22	26	12	13	67	13	10	5	2	0	-5

Technical Fouls::NONE

Shooting By Period		
1st FG%	12-26	46.2%
3PT%	2-10	20.0%
FT%	5-7	71.4%
2nd FG%	13-25	52.0%
3PT%	3-11	27.3%
FT%	7-9	77.8%
GM FG%	25-51	49.0%
3PT%	5-21	23.8%
FT%	12-16	75.0%

Dead Ball Rebounds: 3, 0

	STR	UNH
Biggest lead	16 (1st 2:48)	5 (1st 17:19)
Best Scoring Run	8(1st 11:03)	8(2nd 9:35)
Lead Changes	3	
Times Tied	3	
Time with Lead	33:00	04:01

Points from	STR	UNH
Turnovers	11	21
Paint	24	38
Second Chance	0	2
Fast Breaks	12	8
Bench	11	6

Period by Period Scoring	1st	2nd	TOT
STR	45	27	72
UNH	31	36	67

GAME 34: NEW HAVEN VS WEST LIBERTY - NCAA ELITE EIGHT

New Haven vs American International
Feb. 4, 2023 • West Haven, CT
Game 21

Official Basketball Box Score - Final
American Int'l at New Haven
02/04/23 Charger Gymnasium, West Haven
2022-23 Men's Basketball

Game Time: 3:30 PM
Game Duration: 1:30
Attendance: 345

Officials: Sean Mahoney, Gary Corbett, John Sousa

American Int'l - 54 Record: 5-18 (3-12)

NO.	Name		Min	FG M-A	3P M-A	FT M-A	Rebounds OR	DR	TOT	Fouls PF	FD	TP	AS	TO	ST	Blocks BS	BA	+/-
15	Aguibou Balde	F	29:17	1-7	0-2	1-1	2	6	8	4	1	3	4	2	1	0	0	-11
2	Justice Ellison	G	34:58	7-17	3-6	2-4	3	5	8	1	4	19	0	0	2	0	1	-3
4	Jack Hall	G	36:41	7-19	4-12	0-0	0	5	5	0	1	18	0	2	0	0	1	-3
10	Jalen Jordan	G	35:38	5-11	1-5	0-2	3	0	3	1	2	11	2	1	0	1	0	-7
11	Omarion Jett-Dobbs	G	31:44	0-4	0-3	0-0	1	1	2	2	0	0	5	0	2	0	1	-10
32	Buka Peikrishvili		15:05	0-1	0-1	0-0	1	2	3	2	0	0	1	2	0	0	0	2
1	Kanye Wavezwa		13:24	1-3	1-3	0-0	0	3	3	1	1	3	0	0	0	0	0	-3
3	Carlos Hubb		03:13	0-1	0-0	0-0	0	0	0	0	0	0	0	0	0	0	0	-5
Team							1	1	2			0		1				
Totals				21-63	9-32	3-7	11	23	34	11	9	54	12	8	5	1	3	-8

Technical Fouls::NONE

Shooting By Period		
1st FG%	10-31	32.3%
3PT%	5-14	35.7%
FT%	2-5	40%
2nd FG%	11-32	34.4%
3PT%	4-18	22.2%
FT%	1-2	50%
GM FG%	21-63	33.3%
3PT%	9-32	28.1%
FT%	3-7	42.9%

Dead Ball Rebounds: 2, 0

New Haven - 62 Record: 14-7 (11-5)

NO.	Name		Min	FG M-A	3P M-A	FT M-A	Rebounds OR	DR	TOT	Fouls PF	FD	TP	AS	TO	ST	Blocks BS	BA	+/-
10	Tyrone Perry	F	17:55	0-4	0-3	0-0	0	1	1	0	0	0	1	1	0	0	0	-2
34	Davontrey Thomas	F	37:39	4-17	3-13	0-0	0	4	4	1	0	11	1	0	0	0	0	2
12	Majur Majak	C	36:23	5-6	0-0	1-2	3	14	17	2	2	11	0	4	1	2	0	0
4	Quashawn Lane	G	36:50	4-6	0-0	6-8	0	3	3	1	5	14	1	1	2	1	1	3
11	Victor Olawoye	G	32:44	4-6	2-3	5-6	0	3	3	3	3	15	5	3	0	0	0	11
3	Justin Hendrick		09:51	2-5	2-4	0-0	0	2	2	1	0	6	0	1	0	0	0	2
23	Sean Braithwaite		24:26	1-2	1-2	2-2	2	3	5	1	1	5	5	1	0	0	0	16
22	Jason Edokpayi		03:37	0-0	0-0	0-0	0	1	1	0	0	0	0	0	0	0	0	8
15	Kendall McMillan		00:35	0-0	0-0	0-0	0	0	0	0	0	0	0	0	0	0	0	0
Team							1	2	3			0		1				
Totals				20-46	8-25	14-18	6	33	39	9	11	62	13	12	3	3	1	8

Technical Fouls::NONE

Shooting By Period		
1st FG%	11-24	45.8%
3PT%	5-15	33.3%
FT%	2-2	100%
2nd FG%	9-22	40.9%
3PT%	3-10	30.0%
FT%	12-16	75%
GM FG%	20-46	43.5%
3PT%	8-25	32.0%
FT%	14-18	77.8%

Dead Ball Rebounds: 1, 0

	AIC	UNH
Biggest lead	5 (1st 13:05)	14 (2nd 5:07)
Best Scoring Run	6(1st 5:17)	10(1st 7:26)
Lead Changes	1	
Times Tied	3	
Time with Lead	05:58	29:24

Points from	AIC	UNH
Turnovers	8	10
Paint	18	22
Second Chance	16	5
Fast Breaks	3	2
Bench	3	11

Period by Period Scoring	1st	2nd	TOT
AIC	27	27	54
UNH	29	33	62

New Haven vs Saint Michael's
Feb. 7, 2023 • West Haven, CT
Game 22

Official Basketball Box Score - Final
Saint Michael's at New Haven
02/07/23 Charger Gymnasium, West Haven
2022-23 Men's Basketball

Game Time: 7:30 PM
Game Duration: 1:34
Attendance: 254

Officials: Tyler Sandman, Jawaan Williams, Craig Lastres

Saint Michael's - 48 Record: 10-15 (4-13)

NO.	Name		Min	FG M-A	3P M-A	FT M-A	Rebounds OR	DR	TOT	Fouls PF	FD	TP	AS	TO	ST	Blocks BS	BA	+/-
20	Dario Milojevic	F	34:28	4-7	0-0	1-2	1	2	3	3	1	9	1	0	0	1	0	-4
23	Jacob Duniver	F	35:35	2-5	2-5	0-0	0	8	8	3	0	6	0	0	2	0	0	-5
3	Darrel Yepdo	G	31:00	3-13	1-7	3-4	0	2	2	5	4	10	2	3	0	0	2	-3
5	Alan Brzezinski	G	36:56	3-7	1-3	1-2	1	6	7	2	2	8	3	1	0	0	1	-6
11	Romar Reid	G	27:22	2-11	1-5	0-2	0	3	3	2	2	5	1	3	1	0	1	-20
0	Matt Houde		04:19	0-1	0-0	0-0	0	0	0	0	0	0	1	0	0	0	0	1
4	Chuma Oyigbo		22:51	3-5	2-4	2-2	0	4	4	2	1	10	0	1	0	0	0	5
30	Nic Button		07:29	0-1	0-1	0-0	0	0	0	0	0	0	0	0	0	0	0	-3
Team							1	1	2			0		1				
Totals				17-50	7-25	7-12	3	26	29	17	10	48	8	9	3	1	4	-7

Technical Fouls::NONE

Shooting By Period		
1st FG%	8-24	33.3%
3PT%	4-11	36.4%
FT%	3-4	75%
2nd FG%	9-26	34.6%
3PT%	3-14	21.4%
FT%	4-8	50%
GM FG%	17-50	34.0%
3PT%	7-25	28.0%
FT%	7-12	58.3%

Dead Ball Rebounds: 3, 0

New Haven - 55 Record: 15-7 (12-5)

NO.	Name		Min	FG M-A	3P M-A	FT M-A	Rebounds OR	DR	TOT	Fouls PF	FD	TP	AS	TO	ST	Blocks BS	BA	+/-
10	Tyrone Perry	F	26:23	4-13	1-2	7-9	0	5	5	0	5	16	1	1	1	0	0	1
34	Davontrey Thomas	F	36:25	4-9	0-3	3-4	1	4	5	1	2	11	1	1	0	0	0	7
12	Majur Majak	C	36:25	0-2	0-0	1-2	4	13	17	3	3	1	0	1	0	3	0	7
4	Quashawn Lane	G	36:56	5-11	0-2	2-2	0	2	2	3	3	12	5	1	3	0	0	6
11	Victor Olawoye	G	35:35	4-11	1-5	2-2	0	4	4	2	3	11	4	3	2	1	1	11
3	Justin Hendrick		05:20	0-1	0-1	0-0	0	0	0	0	0	0	0	0	0	0	0	1
23	Sean Braithwaite		17:12	1-1	0-0	0-1	0	2	2	0	1	2	1	2	0	0	0	6
22	Jason Edokpayi		03:35	1-1	0-0	0-0	1	0	1	1	0	2	0	0	0	0	0	0
15	Kendall McMillan		02:09	0-0	0-0	0-0	0	0	0	0	0	0	0	0	0	0	0	-4
Team							1	2	3			0		0				
Totals				19-49	2-13	15-20	7	32	39	10	17	55	12	9	6	4	1	7

Technical Fouls::NONE

Shooting By Period		
1st FG%	13-26	50.0%
3PT%	2-6	33.3%
FT%	4-6	66.7%
2nd FG%	6-23	26.1%
3PT%	0-7	0.0%
FT%	11-14	78.6%
GM FG%	19-49	38.8%
3PT%	2-13	15.4%
FT%	15-20	75.0%

Dead Ball Rebounds: 2, 0

	SMU	UNH
Biggest lead	4 (1st 17:48)	21 (2nd 9:09)
Best Scoring Run	13(2nd 3:39)	12(2nd 9:09)
Lead Changes	1	
Times Tied	1	
Time with Lead	02:01	36:19

Points from	SMU	UNH
Turnovers	11	11
Paint	18	34
Second Chance	2	8
Fast Breaks	8	10
Bench	10	4

Period by Period Scoring	1st	2nd	TOT
SMU	23	25	48
UNH	32	23	55

New Haven at Assumption
Feb. 11, 2023 • Worcester, MA
Game 23

Official Basketball Box Score - Final
New Haven at Assumption
02/11/23 Andrew Laska Gym, Worcester
2022-23 Men's Basketball

Game Time: 3:30 PM
Game Duration: 1:33
Attendance: 376

Officials: Maerk Drabinski, Joey Rayes, Kevin McGuire

New Haven - 64 Record: 15-8 (12-6)

NO.	Name		Min	FG M-A	3P M-A	FT M-A	Rebounds OR	DR	TOT	Fouls PF	FD	TP	AS	TO	ST	Blocks BS	BA	+/-
10	Tyrone Perry	F	28:45	5-12	0-2	3-4	1	3	4	1	3	13	0	1	2	0	1	-2
34	Davontrey Thomas	F	36:48	5-10	1-4	1-1	0	2	2	1	1	12	2	1	0	0	0	-3
12	Majur Majak	C	27:29	1-5	0-0	0-2	6	3	9	1	3	2	0	0	0	1	0	-4
4	Quashawn Lane	G	37:39	5-12	1-2	6-6	1	6	7	3	5	17	1	3	1	0	1	-7
11	Victor Olawoye	G	35:17	5-11	3-5	1-2	1	3	4	2	3	14	2	0	0	0	0	1
22	Jason Edokpayi		03:21	0-0	0-0	0-0	0	1	1	0	0	0	0	0	0	0	0	-1
15	Kendall McMillan		08:29	0-3	0-0	0-0	0	2	2	1	0	0	0	0	0	0	0	4
23	Sean Braithwaite		22:12	2-3	0-0	2-2	0	3	3	0	2	6	0	1	1	0	0	7
Team							1	1	2			0		1				
Totals				23-56	5-13	13-17	10	24	34	9	17	64	5	7	4	1	2	-1

Technical Fouls::NONE

Shooting By Period		
1st FG%	14-32	43.8%
3PT%	4-9	44.4%
FT%	4-7	57.1%
2nd FG%	9-24	37.5%
3PT%	1-4	25.0%
FT%	9-10	90%
GM FG%	23-56	41.1%
3PT%	5-13	38.5%
FT%	13-17	76.5%

Dead Ball Rebounds: 2, 1

Assumption - 65 Record: 12-12 (8-9)

NO.	Name		Min	FG M-A	3P M-A	FT M-A	Rebounds OR	DR	TOT	Fouls PF	FD	TP	AS	TO	ST	Blocks BS	BA	+/-
21	Cal Connelly	F	36:46	2-7	1-5	0-0	0	3	3	4	3	5	4	0	1	0	0	0
33	Cooper Creek	F	36:38	6-11	3-8	0-0	2	3	5	1	1	15	3	1	0	2	0	4
2	Isiah Gaiter	G	35:21	7-13	1-2	0-1	3	3	6	4	1	15	8	3	0	0	0	4
13	Kani Glover	G	40:00	8-15	4-8	0-0	0	5	5	1	1	20	2	1	2	0	0	1
23	Njavan Stewart	G	40:00	3-9	2-6	2-2	0	6	6	4	2	10	1	2	0	0	0	1
1	Kyle Hicks		04:39	0-0	0-0	0-0	0	1	1	0	0	0	0	1	0	0	0	-3
15	Daouda Dembele		06:36	0-2	0-1	0-0	0	1	1	3	1	0	0	1	2	0	1	-2
Team							1	3	4			0		1				
Totals				26-57	11-30	2-3	6	25	31	17	9	65	18	10	5	2	1	1

Technical Fouls::NONE

Shooting By Period		
1st FG%	15-28	53.6%
3PT%	5-12	41.7%
FT%	2-2	100%
2nd FG%	11-29	37.9%
3PT%	6-18	33.3%
FT%	0-1	0%
GM FG%	26-57	45.6%
3PT%	11-30	36.7%
FT%	2-3	66.7%

Dead Ball Rebounds: 1, 0

	UNH	ASM
Biggest lead	3 (2nd 10:13)	11 (1st 10:01)
Best Scoring Run	8(2nd 10:13)	9(1st 16:58)
Lead Changes	9	
Times Tied	4	
Time with Lead	06:52	29:16

Points from	UNH	ASM
Turnovers	16	11
Paint	32	28
Second Chance	7	6
Fast Breaks	5	13
Bench	6	0

Period by Period Scoring	1st	2nd	TOT
UNH	36	28	64
ASM	37	28	65

New Haven vs Staten Island
Feb. 15, 2023 • West Haven, CT
Game 24

Official Basketball Box Score - Final
Staten Island at New Haven
02/15/23 Charger Gymnasium, West Haven
2022-23 Men's Basketball

Game Time: 7:30 PM
Game Duration: 1:28
Attendance: 267

Officials: Andrew Maira, Andrew Matteson, Daniel Dobrosielski

Staten Island - 60 Record: 8-17

NO.	Name		Min	FG M-A	3P M-A	FT M-A	Rebounds OR	DR	TOT	Fouls PF	FD	TP	AS	TO	ST	Blocks BS	BA	+/-
10	Luis Armas	F	28:23	3-11	1-4	0-2	0	1	1	2	1	7	2	2	1	0	1	-31
12	Bryce Waterman	F	26:41	0-6	0-6	0-0	0	4	4	0	0	0	0	1	1	0	1	-23
50	Josh Vargas	C	23:42	1-2	0-0	0-2	2	2	4	3	4	2	0	0	0	0	0	-2
1	Jordan Mcallister	G	01:24	0-0	0-0	0-0	0	0	0	0	0	0	0	0	0	0	0	0
20	James (JJ) Chestnut	G	26:13	3-8	1-1	1-2	0	1	1	2	1	8	2	3	1	0	2	-35
0	Chris Velasquez		36:38	15-24	4-5	1-2	0	5	5	3	2	35	1	4	1	0	2	-20
22	Adefela Fakorode		28:42	3-7	0-2	0-1	2	2	4	2	1	6	1	1	1	1	0	-11
30	David Shkolniy		11:54	1-3	0-2	0-0	0	1	1	0	0	2	2	0	0	0	0	-9
3	Bryan Gomez		12:39	0-0	0-0	0-0	0	1	1	1	0	0	0	2	1	0	0	6
4	Justin Cardenas		03:44	0-1	0-1	0-0	0	0	0	0	0	0	0	0	1	0	0	10
Team							4	3	7			0		0				
Totals				26-62	6-21	2-9	8	20	28	13	9	60	8	13	7	0	6	-23

Technical Fouls: Team 1st20:00

Shooting By Period		
1st FG%	9-27	33.3%
3PT%	2-11	18.2%
FT%	2-6	33.3%
2nd FG%	17-35	48.6%
3PT%	4-10	40.0%
FT%	0-3	0%
GM FG%	26-62	41.9%
3PT%	6-21	28.6%
FT%	2-9	22.2%

Dead Ball Rebounds: 4, 0

New Haven - 83 Record: 16-8

NO.	Name		Min	FG M-A	3P M-A	FT M-A	Rebounds OR	DR	TOT	Fouls PF	FD	TP	AS	TO	ST	Blocks BS	BA	+/-
10	Tyrone Perry	F	25:11	10-16	0-3	0-0	2	1	3	1	2	20	2	0	2	0	0	18
34	Davontrey Thomas	F	28:18	6-12	3-8	1-3	2	3	5	2	1	16	3	1	1	1	0	37
12	Majur Majak	C	25:34	2-3	0-0	3-3	4	7	11	2	2	7	0	1	0	2	0	27
4	Quashawn Lane	G	29:57	3-7	1-2	0-0	1	2	3	1	0	7	5	0	1	1	0	33
11	Victor Olawoye	G	23:18	2-5	1-4	4-5	0	4	4	0	5	9	4	3	0	0	0	28
23	Sean Braithwaite		23:53	4-7	0-1	0-0	2	3	5	2	0	8	4	1	0	1	0	12
15	Kendall McMillan		07:16	2-3	0-0	0-0	0	1	1	0	0	4	0	2	0	0	0	-6
22	Jason Edokpayi		05:37	1-1	0-0	2-2	0	0	0	0	1	4	0	1	1	1	0	0
3	Justin Hendrick		16:47	3-10	2-8	0-0	0	4	4	1	1	8	1	1	2	0	0	-2
5	Joshua Hopson		05:01	0-0	0-0	0-2	3	0	3	0	1	0	0	1	0	0	0	-8
25	Kyle Kearson		03:44	0-1	0-1	0-0	0	2	2	0	0	0	0	1	0	0	0	-10
2	Tarese Morse		02:42	0-2	0-1	0-0	1	0	1	0	0	0	0	0	0	0	0	-7
13	Christian Kellman		02:42	0-1	0-1	0-0	0	0	0	0	0	0	0	0	0	0	0	-7
Team							1	4	5			0		0				
Totals				33-68	7-29	10-15	16	31	47	9	13	83	19	12	7	6	0	23

Technical Fouls::NONE

Shooting By Period		
1st FG%	16-34	47.1%
3PT%	2-14	14.3%
FT%	5-6	83.3%
2nd FG%	17-34	50.0%
3PT%	5-15	33.3%
FT%	5-9	55.6%
GM FG%	33-68	48.5%
3PT%	7-29	24.1%
FT%	10-15	66.7%

Dead Ball Rebounds: 4, 0

	STC	UNH
Biggest lead	2 (1st 17:17)	34 (2nd 4:44)
Best Scoring Run	10(2nd 0:03)	11(1st 3:11)
Lead Changes	1	
Times Tied	1	
Time with Lead	00:15	36:44

Points from	STC	UNH
Turnovers	14	16
Paint	34	50
Second Chance	10	13
Fast Breaks	9	22
Bench	43	24

Period by Period Scoring	1st	2nd	TOT
STC	22	38	60
UNH	39	44	83

GAME 34: NEW HAVEN VS WEST LIBERTY - NCAA ELITE EIGHT

New Haven at Le Moyne
Feb. 18, 2023 • Syracuse, NY
Game 25

Official Basketball Box Score - Final
New Haven at Le Moyne
02/18/23 Ted Grant Court, Syracuse, N.Y.
2022-23 Men's Basketball

Game Time: 3:00 PM
Game Duration: 1:43
Attendance: 662

Officials: Devorn Kinsey, Luke Smith

New Haven - 62 Record: 17-8 (13-6)

NO.	Name		Min	FG M-A	3P M-A	FT M-A	Rebounds OR	DR	TOT	Fouls PF	FD	TP	AS	TO	ST	Blocks BS	BA	+/-
10	Tyrone Perry	F	34:47	9-14	1-3	5-5	1	3	4	1	4	24	0	1	1	0	0	12
34	Davontrey Thomas	F	30:53	6-11	1-5	2-3	0	2	2	2	3	15	0	1	0	0	1	6
12	Majur Majak	C	36:52	1-5	0-1	2-3	5	10	15	4	2	4	0	1	0	3	0	6
4	Quashawn Lane	G	39:09	4-13	1-2	2-2	0	1	1	1	2	11	2	3	0	0	2	5
11	Victor Olawoye	G	33:24	2-5	1-3	1-1	0	4	4	1	3	6	4	2	4	0	0	14
15	Kendall McMillan		03:34	0-0	0-0	0-0	0	2	2	0	2	0	0	0	0	0	0	-3
22	Jason Edokpayi		02:42	1-2	0-1	0-0	0	0	0	0	0	2	0	0	1	0	0	-3
23	Sean Braithwaite		14:46	0-2	0-2	0-0	0	0	0	2	1	0	1	2	0	0	0	-6
3	Justin Hendrick		03:53	0-2	0-2	0-0	0	0	0	0	0	0	0	0	0	0	0	-6
Team							2	1	3			0		1				
Totals				23-54	4-19	12-14	8	23	31	11	17	62	7	11	6	3	3	5

Technical Fouls::NONE

Shooting By Period		
1st FG%	9-32	28.1%
3PT%	3-14	21.4%
FT%	4-4	100%
2nd FG%	14-22	63.6%
3PT%	1-5	20.0%
FT%	8-10	80%
GM FG%	23-54	42.6%
3PT%	4-19	21.1%
FT%	12-14	85.7%

Dead Ball Rebounds: 0, 2

Le Moyne - 57 Record: 14-14 (11-9)

NO.	Name		Min	FG M-A	3P M-A	FT M-A	Rebounds OR	DR	TOT	Fouls PF	FD	TP	AS	TO	ST	Blocks BS	BA	+/-
10	Xavier Wilson	F	33:30	5-13	1-3	3-4	0	2	2	4	2	14	1	2	0	2	1	-1
23	Luke Sutherland	F	21:13	2-7	0-3	0-0	0	2	2	1	0	4	2	0	0	0	0	-2
1	Darrick Jones Jr.	G	34:43	4-7	1-2	1-1	2	8	10	4	3	10	2	3	0	0	1	-9
3	Mike DePersia	G	30:37	1-3	1-3	0-0	1	4	5	2	2	3	1	3	3	0	0	-9
5	Isaiah Salter	G	25:54	3-7	3-5	0-0	0	2	2	3	0	9	2	1	0	0	0	-10
11	Kevin Constant		30:31	3-6	1-2	2-4	1	2	3	0	3	9	1	2	1	0	1	2
2	Zy'Ever Wingfield		16:11	2-2	1-1	0-0	0	4	4	1	1	5	1	2	0	1	0	6
35	Nate McClure		00:51	0-0	0-0	0-0	0	0	0	2	0	0	0	0	0	0	0	0
0	Jeremiah Washington		06:04	1-2	1-2	0-0	0	1	1	0	0	3	0	0	0	0	0	1
21	Trent Mosquera		00:26	0-2	0-2	0-0	0	0	0	0	0	0	0	0	0	0	0	-3
Team							0	0	0			0		1				
Totals				21-49	9-23	6-9	4	25	29	17	11	57	10	14	4	3	3	-5

Technical Fouls::NONE

Shooting By Period		
1st FG%	11-24	45.8%
3PT%	5-13	38.5%
FT%	3-5	60%
2nd FG%	10-25	40.0%
3PT%	5-13	38.5%
FT%	3-4	75%
GM FG%	21-49	42.9%
3PT%	9-23	39.1%
FT%	6-9	66.7%

Dead Ball Rebounds: 2, 0

	UNH	LEM
Biggest lead	5 (1st 17:17)	10 (2nd 8:58)
Best Scoring Run	10(2nd 13:42)	11(2nd 8:58)
Lead Changes	10	
Times Tied	5	
Time with Lead	10:42	27:03

Points from	UNH	LEM
Turnovers	12	10
Paint	26	16
Second Chance	4	4
Fast Breaks	11	8
Bench	2	17

Period by Period Scoring	1st	2nd	TOT
UNH	25	37	62
LEM	29	28	57

New Haven vs Saint Anselm
Feb. 21, 2023 • West Haven, CT
Game 26

Official Basketball Box Score - Final
St. Anselm at New Haven
02/21/23 Charger Gymnasium, West Haven
2022-23 Men's Basketball

Game Time: 7:30 PM
Game Duration: 1:31
Attendance: 254

Officials: Tyler Sandmann, David Powell, Jawaan Williams

St. Anselm - 65 Record: 19-7 (14-5)

NO.	Name		Min	FG M-A	3P M-A	FT M-A	Rebounds OR	DR	TOT	Fouls PF	FD	TP	AS	TO	ST	Blocks BS	BA	+/-
10	Owen McGlashan	F	40:00	5-12	0-1	1-3	4	4	8	2	2	11	5	0	1	0	4	1
13	Zac Taylor	F	25:43	3-7	0-0	0-0	1	3	4	2	2	6	2	4	0	0	0	2
0	Tyler Arbuckle	G	40:00	4-10	1-4	2-3	0	4	4	3	2	11	4	2	1	0	1	1
3	Matt Becker	G	40:00	5-9	2-4	0-0	1	7	8	0	1	12	7	1	0	1	1	1
23	Miles Tention	G	40:00	7-12	6-9	0-0	0	2	2	2	3	20	2	2	2	0	0	1
22	Elias Rodl		14:17	2-2	1-1	0-0	0	0	0	1	0	5	1	1	0	0	0	-1
Team							2	3	5			0		0				
Totals			26-52	10-19	3-6	8	23	31	10	10	65	21	10	4	1	6	1	

Technical Fouls: NONE

Shooting By Period		
1st FG%	18-33	54.5%
3PT%	6-11	54.5%
FT%	0-0	0%
2nd FG%	8-19	42.1%
3PT%	4-8	50.0%
FT%	3-6	50%
GM FG%	26-52	50.0%
3PT%	10-19	52.6%
FT%	3-6	50.0%

Dead Ball Rebounds: 1, 0

New Haven - 64 Record: 17-9 (13-7)

NO.	Name		Min	FG M-A	3P M-A	FT M-A	Rebounds OR	DR	TOT	Fouls PF	FD	TP	AS	TO	ST	Blocks BS	BA	+/-
10	Tyrone Perry	F	14:52	0-3	0-1	0-0	0	2	2	1	0	0	0	1	0	0	1	-15
34	Davontrey Thomas	F	40:00	5-10	2-5	0-0	1	3	4	0	1	12	0	2	2	0	0	-1
12	Majur Majak	C	38:31	2-5	0-1	0-0	1	8	9	2	0	4	0	1	0	5	0	0
4	Quashawn Lane	G	38:38	10-12	2-2	1-3	0	1	1	1	5	23	7	0	4	0	0	0
11	Victor Olawoye	G	38:02	5-17	2-7	4-4	0	3	3	1	3	16	1	4	0	0	0	1
23	Sean Braithwaite		25:08	2-2	1-1	0-0	0	2	2	5	1	5	1	0	1	0	0	14
15	Kendall McMillan		03:20	1-1	0-0	0-0	0	0	0	0	0	2	0	0	0	0	0	-3
22	Jason Edokpayi		01:29	1-1	0-0	0-0	1	0	1	0	0	2	0	0	0	1	0	-1
Team							0	1	1			0		0				
Totals				26-51	7-17	5-7	3	20	23	10	10	64	9	8	7	6	1	-1

Technical Fouls: NONE

Shooting By Period		
1st FG%	14-28	50.0%
3PT%	5-13	38.5%
FT%	2-3	66.7%
2nd FG%	12-23	52.2%
3PT%	2-4	50.0%
FT%	3-4	75%
GM FG%	26-51	51.0%
3PT%	7-17	41.2%
FT%	5-7	71.4%

Dead Ball Rebounds: 1, 0

	STA	UNH
Biggest lead	13 (2nd 18:36)	2 (1st 19:40)
Best Scoring Run	9 (1st 15:32)	10 (2nd 11:27)
Lead Changes	9	
Times Tied	1	
Time with Lead	35:16	02:17

Points from	STA	UNH
Turnovers	5	14
Paint	30	36
Second Chance	8	4
Fast Breaks	2	10
Bench	5	9

Period by Period Scoring	1st	2nd	TOT
STA	42	23	65
UNH	35	29	64

New Haven vs American International
Feb. 24, 2023 • West Haven, CT
Game 27

Official Basketball Box Score - Final
American Int'l at New Haven
02/24/23 Charger Gymnasium, West Haven
2022-23 Men's Basketball

Game Time: 7:00 PM
Game Duration: 1:24
Attendance: 304

Officials: Ryan Corbett, Marek Drabinski, John Sousa

American Int'l - 51 Record: 5-24

NO.	Name		Min	FG M-A	3P M-A	FT M-A	Rebounds OR	DR	TOT	Fouls PF	FD	TP	AS	TO	ST	Blocks BS	BA	+/-
15	Aguibou Balde	F	25:43	1-5	1-3	2-2	0	2	2	4	1	5	2	2	0	0	1	-20
2	Justice Ellison	G	35:25	5-14	2-3	4-4	0	3	3	1	4	16	1	2	0	0	0	-14
4	Jack Hall	G	36:34	4-10	0-4	0-0	3	3	6	1	0	8	0	2	0	0	1	-11
10	Jalen Jordan	G	33:56	3-7	2-3	3-7	0	6	6	1	6	11	0	2	0	0	1	-17
11	Omarion Jett-Dobbs	G	36:49	2-5	2-3	2-2	0	2	2	2	2	8	0	0	0	0	0	-18
32	Buka Peikrishvili		18:52	1-4	1-4	0-0	0	3	3	1	0	3	0	0	0	0	0	0
1	Kanye Wavezwa		08:41	0-1	0-1	0-0	0	0	0	1	0	0	0	0	0	0	0	-7
3	Carlos Hubb		02:31	0-0	0-0	0-0	0	0	0	0	0	0	1	0	0	0	0	-4
22	Loudon Chupas		01:29	0-0	0-0	0-0	0	0	0	0	0	0	0	0	0	0	0	1
Team							0	2	2			0		0				
Totals				16-46	8-21	11-15	3	21	24	11	13	51	4	8	0	0	3	-18

Technical Fouls::NONE

Shooting By Period		
1st FG%	9-24	37.5%
3PT%	7-16	43.8%
FT%	0-0	0%
2nd FG%	7-22	31.8%
3PT%	1-5	20.0%
FT%	11-15	73.3%
GM FG%	16-46	34.8%
3PT%	8-21	38.1%
FT%	11-15	73.3%

Dead Ball Rebounds: 2, 0

New Haven - 69 Record: 18-9

NO.	Name		Min	FG M-A	3P M-A	FT M-A	Rebounds OR	DR	TOT	Fouls PF	FD	TP	AS	TO	ST	Blocks BS	BA	+/-
10	Tyrone Perry	F	24:56	8-14	3-4	0-0	0	4	4	4	0	19	1	2	0	0	0	15
34	Davontrey Thomas	F	32:26	5-14	5-12	2-2	0	5	5	2	1	17	5	0	1	1	0	22
12	Majur Majak	C	17:56	2-2	0-0	2-2	1	6	7	0	1	6	0	2	0	1	0	6
4	Quashawn Lane	G	36:06	3-7	1-3	1-1	0	4	4	0	3	8	3	0	0	0	0	23
11	Victor Olawoye	G	27:25	2-2	0-0	2-2	0	5	5	3	1	6	6	1	1	0	0	22
3	Justin Hendrick		12:35	2-3	1-1	0-0	0	1	1	1	2	5	1	0	0	0	0	-4
23	Sean Braithwaite		19:05	0-1	0-0	0-0	0	0	0	1	0	0	0	2	0	0	0	0
22	Jason Edokpayi		22:04	3-6	0-0	1-2	2	4	6	1	2	7	1	0	2	1	0	12
15	Kendall McMillan		03:54	0-0	0-0	1-2	0	0	0	1	1	1	0	0	0	0	0	-5
0	Andre Francis		02:04	0-1	0-1	0-0	0	0	0	0	0	0	0	0	0	0	0	0
2	Tarese Morse		01:29	0-0	0-0	0-0	0	0	0	0	0	0	0	0	0	0	0	-1
Team							2	0	2			0		1				
Totals				25-50	10-21	9-11	5	29	34	13	11	69	17	8	4	3	0	18

Technical Fouls::NONE

Shooting By Period		
1st FG%	14-26	53.8%
3PT%	3-9	33.3%
FT%	3-3	100%
2nd FG%	11-24	45.8%
3PT%	7-12	58.3%
FT%	6-8	75%
GM FG%	25-50	50.0%
3PT%	10-21	47.6%
FT%	9-11	81.8%

Dead Ball Rebounds: 1, 0

	AIC	UNH
Biggest lead	7 (1st 9:01)	25 (2nd 5:44)
Best Scoring Run	7(2nd 2:07)	9(1st 2:02)
Lead Changes	6	
Times Tied	1	
Time with Lead	10:21	28:35

Points from	AIC	UNH
Turnovers	9	9
Paint	14	24
Second Chance	2	8
Fast Breaks	10	10
Bench	3	13

Period by Period Scoring	1st	2nd	TOT
AIC	25	26	51
UNH	34	35	69

New Haven vs Southern Connecticut
Feb. 26, 2023 • West Haven, CT
Game 28

Official Basketball Box Score - Final
Southern Conn. St. at New Haven
02/26/23 Charger Gymnasium, West Haven, CT
2022-23 Men's Basketball

Game Time: 12:00 AM
Game Duration: 1:30
Attendance: 1,050

Officials: Will Flowers, Christopher Brown, Mike Evans

Southern Conn. St. - 59 Record: 18-12

NO.	Name		Min	FG M-A	3P M-A	FT M-A	Rebounds OR	DR	TOT	Fouls PF	FD	TP	AS	TO	ST	Blocks BS	BA	+/-
11	Cherif Diarra	F	30:09	3-7	0-0	2-2	4	4	8	1	2	8	1	0	1	1	2	-4
33	Zack Penn	F	38:11	2-9	0-1	1-2	7	1	8	4	2	5	3	0	2	0	1	-11
4	Marty Silvera	G	30:19	3-11	3-5	0-0	0	4	4	3	1	9	2	2	2	1	0	-17
10	Sean James	G	37:55	5-13	3-8	0-0	1	2	3	3	1	13	3	2	1	0	2	-15
13	Ulyen Coleman	G	37:42	8-20	3-11	0-0	1	2	3	0	1	19	0	0	0	0	1	-11
1	Logan Bagshaw		19:54	2-6	1-3	0-0	0	2	2	0	2	5	0	0	0	0	0	-13
23	Kazell Stewart		05:50	0-1	0-1	0-0	0	0	0	1	1	0	0	0	0	0	0	-9
Team							1	1	2			0		0				
Totals				23-67	10-29	3-4	14	16	30	12	10	59	9	4	6	2	6	-16

Technical Fouls::NONE

Shooting By Period		
1st FG%	13-34	38.2%
3PT%	6-15	40.0%
FT%	2-2	100%
2nd FG%	10-33	30.3%
3PT%	4-14	28.6%
FT%	1-2	50%
GM FG%	23-67	34.3%
3PT%	10-29	34.5%
FT%	3-4	75.0%

Dead Ball Rebounds: 1, 0

New Haven - 75 Record: 19-9

NO.	Name		Min	FG M-A	3P M-A	FT M-A	Rebounds OR	DR	TOT	Fouls PF	FD	TP	AS	TO	ST	Blocks BS	BA	+/-
10	Tyrone Perry	F	25:36	5-10	4-6	0-0	1	2	3	1	1	14	1	1	0	0	1	9
34	Davontrey Thomas	F	38:53	8-12	5-7	0-0	1	3	4	2	1	21	1	2	0	0	0	16
12	Majur Majak	C	38:05	4-4	0-0	3-3	1	12	13	2	3	11	0	2	0	6	0	15
4	Quashawn Lane	G	40:00	6-10	0-0	3-3	1	5	6	3	4	15	9	1	1	0	1	16
11	Victor Olawoye	G	40:00	5-12	0-4	1-3	0	4	4	1	3	11	1	3	2	0	0	16
23	Sean Braithwaite		15:31	1-1	1-1	0-0	0	1	1	0	0	3	0	1	0	0	0	7
22	Jason Edokpayi		01:55	0-0	0-0	0-0	0	0	0	1	0	0	0	0	0	0	0	1
Team							1	3	4			0		1				
Totals				29-49	10-18	7-9	5	30	35	10	12	75	12	11	3	6	2	16

Technical Fouls::NONE

Shooting By Period		
1st FG%	14-24	58.3%
3PT%	5-8	62.5%
FT%	5-6	83.3%
2nd FG%	15-25	60.0%
3PT%	5-10	50.0%
FT%	2-3	66.7%
GM FG%	29-49	59.2%
3PT%	10-18	55.6%
FT%	7-9	77.8%

Dead Ball Rebounds: 1, 0

	SCS	UNh
Biggest lead	0 (1st 20:00)	16 (2nd 0:40)
Best Scoring Run	8(1st 3:45)	7(2nd 8:31)
Lead Changes	0	
Times Tied	3	
Time with Lead	00:00	36:52

Points from	SCS	UNh
Turnovers	11	5
Paint	24	34
Second Chance	12	11
Fast Breaks	2	2
Bench	5	3

Period by Period Scoring	1st	2nd	TOT
SCS	34	25	59
UNh	38	37	75

GAME 34: NEW HAVEN VS WEST LIBERTY - NCAA ELITE EIGHT

New Haven at Southern New Hampshire
Mar. 1, 2023 • Manchester, NH

Game 29

Official Basketball Box Score - Final
New Haven at Southern N.H.
03/01/23 Stan Spirou Field House, Manchester, N.H.
2022-23 Men's Basketball

Game Time: 7:00 PM
Game Duration: 1:32
Attendance: 582

Officials: Vasili Mallios, Adam Vandenburgh, Mike Evans

New Haven - 59 Record: 20-9

NO.	Name		Min	FG M-A	3P M-A	FT M-A	Rebounds OR	DR	TOT	Fouls PF	FD	TP	AS	TO	ST	Blocks BS	BA	+/-
10	Tyrone Perry	F	33:27	6-13	2-5	2-2	1	8	9	1	2	16	2	0	0	0	1	14
34	Davontrey Thomas	F	35:26	4-13	1-8	1-1	1	1	2	2	1	10	0	1	1	0	0	14
12	Majur Majak	C	34:21	1-2	0-0	1-2	2	15	17	3	1	3	0	2	0	3	0	19
4	Quashawn Lane	G	40:00	6-14	1-2	4-5	2	2	4	0	5	17	3	0	1	0	2	17
11	Victor Olawoye	G	40:00	3-11	2-8	2-2	0	4	4	0	2	10	2	1	0	0	0	17
23	Sean Braithwaite		11:07	0-0	0-0	0-0	1	1	2	1	2	0	0	0	1	0	0	6
22	Jason Edokpayi		05:39	1-1	0-0	1-1	0	1	1	1	1	3	0	1	0	0	0	-2
Team							0	0	0			0		0				
Totals				21-54	6-23	11-13	7	32	39	9	14	59	7	5	3	3	3	17

Technical Fouls: Coach 2nd 15:13

Shooting By Period		
1st FG%	10-27	37.0%
3PT%	3-12	25.0%
FT%	3-4	75%
2nd FG%	11-27	40.7%
3PT%	3-11	27.3%
FT%	8-9	88.9%
GM FG%	21-54	38.9%
3PT%	6-23	26.1%
FT%	11-13	84.6%

Dead Ball Rebounds: 1, 2

Southern N.H. - 42 Record: 20-8

NO.	Name		Min	FG M-A	3P M-A	FT M-A	Rebounds OR	DR	TOT	Fouls PF	FD	TP	AS	TO	ST	Blocks BS	BA	+/-
2	Ryan Layman	F	33:50	5-12	0-3	0-2	6	2	8	2	1	10	1	1	0	0	1	-15
24	Jordan Brathwaite	F	17:08	1-5	0-2	0-0	1	3	4	2	1	2	1	1	0	0	1	-9
0	Evan Guillory	G	39:25	5-19	0-3	2-4	3	7	10	4	4	12	0	0	1	0	1	-14
1	Ethan Okwuosa	G	38:08	3-11	2-5	0-0	0	6	6	1	0	8	0	0	1	1	0	-17
3	Matt Becht	G	35:52	1-8	1-5	2-2	3	4	7	2	0	5	0	2	1	0	0	-17
11	Noah Kamba		13:28	0-3	0-3	0-0	0	0	0	2	0	0	3	0	0	0	0	-5
15	Derrick Grant		08:32	0-3	0-2	0-0	0	2	2	1	0	0	0	0	0	0	0	-5
4	Sam Kodi		13:37	2-4	0-0	1-2	2	2	4	0	2	5	1	1	0	2	0	-3
Team							1	0	1			0		0				
Totals				17-65	3-23	5-10	16	26	42	14	8	42	6	5	3	3	3	-17

Technical Fouls::NONE

Shooting By Period		
1st FG%	8-33	24.2%
3PT%	0-10	0.0%
FT%	0-0	0%
2nd FG%	9-32	28.1%
3PT%	3-13	23.1%
FT%	5-10	50%
GM FG%	17-65	26.2%
3PT%	3-23	13.0%
FT%	5-10	50.0%

Dead Ball Rebounds: 3, 1

	UNH	SNHU
Biggest lead	18 (2nd 0:41)	0 (1st 20:00)
Best Scoring Run	7(2nd 2:26)	5(2nd 4:24)
Lead Changes	0	
Times Tied	0	
Time with Lead	38:39	00:00

Points from	UNH	SNHU
Turnovers	7	4
Paint	18	20
Second Chance	4	13
Fast Breaks	3	2
Bench	3	5

Period by Period Scoring	1st	2nd	TOT
UNH	26	33	59
SNHU	16	26	42

New Haven at Saint Anselm
Mar. 4, 2023 • Manchester, NH

Game 30

Official Basketball Box Score - Final
New Haven at Saint Anselm
03/04/23 Stoutenburgh Gymnasium, Manchester
2022-23 Men's Basketball

Game Time: 6:00 PM
Game Duration: 1:33
Attendance: 955

Officials: Christopher Brown, Sean Mahoney, Mamadou Ba

New Haven - 54 Record: 20-10

NO.	Name		Min	FG M-A	3P M-A	FT M-A	Rebounds OR	DR	TOT	Fouls PF	FD	TP	AS	TO	ST	Blocks BS	BA	+/-
10	Tyrone Perry	F	36:19	8-17	3-4	0-0	0	5	5	3	1	19	0	1	0	0	2	-4
34	Davontrey Thomas	F	40:00	3-9	2-6	0-2	1	4	5	3	1	8	0	3	0	0	0	-11
12	Majur Majak	C	34:02	0-0	0-0	0-0	2	10	12	3	0	0	0	1	0	4	0	-3
4	Quashawn Lane	G	40:00	7-14	1-3	6-7	1	2	3	2	5	21	4	2	1	0	1	-11
11	Victor Olawoye	G	16:17	1-3	0-1	0-0	0	1	1	0	1	2	0	2	1	0	0	-8
23	Sean Braithwaite		10:06	0-0	0-0	0-0	0	0	0	2	0	0	0	0	0	0	0	-17
15	Kendall McMillan		23:16	2-5	0-1	0-0	1	1	2	1	0	4	1	2	2	0	0	-1
Team							1	1	2			0		1				
Totals				21-48	6-15	6-9	6	24	30	14	8	54	5	12	4	4	3	-11

Technical Fouls::NONE

Shooting By Period		
1st FG%	12-24	50.0%
3PT%	2-6	33.3%
FT%	3-5	60%
2nd FG%	9-24	37.5%
3PT%	4-9	44.4%
FT%	3-4	75%
GM FG%	21-48	43.8%
3PT%	6-15	40.0%
FT%	6-9	66.7%

Dead Ball Rebounds: 2, 0

Saint Anselm - 65 Record: 22-7

NO.	Name		Min	FG M-A	3P M-A	FT M-A	Rebounds OR	DR	TOT	Fouls PF	FD	TP	AS	TO	ST	Blocks BS	BA	+/-
10	Owen McGlashan	F	40:00	4-9	1-2	3-6	3	5	8	1	4	12	1	2	0	1	2	11
13	Zac Taylor	F	35:13	5-9	2-5	0-0	1	3	4	0	2	12	1	3	0	0	0	17
0	Tyler Arbuckle	G	39:48	6-13	0-5	0-0	1	4	5	2	2	12	6	0	0	0	0	10
3	Matt Becker	G	40:00	2-5	1-1	0-0	1	7	8	3	0	5	8	0	2	1	1	11
23	Miles Tention	G	40:00	8-14	5-11	3-3	1	1	2	2	6	24	1	0	3	0	0	11
32	Matt Relihan		04:59	0-3	0-1	0-0	0	2	2	0	0	0	0	0	0	1	1	-5
Team							0	0	0			0		2				
Totals				25-53	9-25	6-9	7	22	29	8	14	65	17	7	5	3	4	11

Technical Fouls::NONE

Shooting By Period		
1st FG%	16-28	57.1%
3PT%	6-14	42.9%
FT%	4-5	80%
2nd FG%	9-25	36.0%
3PT%	3-11	27.3%
FT%	2-4	50%
GM FG%	25-53	47.2%
3PT%	9-25	36.0%
FT%	6-9	66.7%

Dead Ball Rebounds: 0, 0

	UNH	STA
Biggest lead	3 (1st 19:40)	17 (1st 7:15)
Best Scoring Run	11(1st 3:25)	9(1st 17:30)
Lead Changes	1	
Times Tied	0	
Time with Lead	01:02	38:38

Points from	UNH	STA
Turnovers	6	15
Paint	22	26
Second Chance	0	2
Fast Breaks	12	5
Bench	4	0

Period by Period Scoring	1st	2nd	TOT
UNH	29	25	54
STA	42	23	65

New Haven vs Pace
Mar. 11, 2023 • Manchester, NH

Game 31

Official Basketball Box Score - Final
Pace at New Haven
03/11/23 Stoutenburgh Gymnasium, Manchester, NH
2022-23 Men's Basketball

Game Time: 7:30 PM
Game Duration: 1:36
Attendance: 150

Officials: Raymond Downs, Joseph Brogan, Josh Burton

Pace - 57 Record: 20-11

NO.	Name		Min	FG M-A	3P M-A	FT M-A	Rebounds OR	DR	TOT	Fouls PF	FD	TP	AS	TO	ST	Blocks BS	BA	+/-
12	Marc Dadika	F	30:25	5-9	2-3	1-2	2	2	4	2	2	13	0	0	0	2	2	-20
24	Bryan Powell	F	30:20	5-14	2-8	2-2	1	1	2	4	1	14	1	1	0	1	0	-15
3	Lyron Bennett	G	34:20	0-5	0-1	0-0	0	3	3	0	0	4	0	1	0	1	1	-22
4	Jabari Nurse	G	14:12	1-3	0-2	0-0	0	2	2	0	0	2	0	0	0	0	0	-4
14	Brandon Powell	G	34:18	6-15	4-12	3-3	0	4	4	3	2	19	2	3	0	0	0	-21
2	Adonis Williams		13:01	0-1	0-1	0-4	0	1	1	1	2	0	0	0	1	0	0	-16
5	Christian Adams		12:45	2-4	1-3	0-0	0	0	0	2	0	5	0	0	0	0	0	-16
13	Frankyn Batista		07:09	0-2	0-0	0-0	1	0	1	0	0	0	0	0	0	0	1	-6
15	Adeleye Oyekanmi		13:31	1-3	0-2	0-0	0	2	2	0	0	2	2	0	0	0	0	-7
20	Chaz Harvey		05:40	0-1	0-0	0-0	0	1	1	2	0	0	1	0	0	0	0	-4
1	Jaden Kealey		02:26	0-0	0-0	0-0	0	1	1	0	0	0	0	0	0	0	0	0
10	Joel Baez		01:53	1-1	0-0	0-0	0	0	0	0	1	2	0	0	0	0	0	1
Team							3	1	4			0		1				
Totals				21-58	9-32	6-11	7	18	25	14	8	57	10	5	2	3	4	-26

Technical Fouls::NONE

Shooting By Period		
1st FG%	10-28	35.7%
3PT%	5-16	31.3%
FT%	4-5	80%
2nd FG%	11-30	36.7%
3PT%	4-16	25.0%
FT%	2-6	33.3%
GM FG%	21-58	36.2%
3PT%	9-32	28.1%
FT%	6-11	54.5%

Dead Ball Rebounds: 3, 0

New Haven - 83 Record: 21-10

NO.	Name		Min	FG M-A	3P M-A	FT M-A	Rebounds OR	DR	TOT	Fouls PF	FD	TP	AS	TO	ST	Blocks BS	BA	+/-
10	Tyrone Perry	F	32:23	9-16	9-13	3-3	0	2	2	2	2	30	1	1	0	0	0	26
34	Davontrey Thomas	F	29:31	4-8	4-7	0-0	1	3	4	1	0	12	1	1	1	0	1	16
12	Majur Majak	C	34:56	4-5	0-0	3-3	3	12	15	0	2	11	1	1	1	3	1	29
4	Quashawn Lane	G	34:56	4-10	0-1	4-4	1	5	6	2	5	12	7	3	1	1	0	29
15	Kendall McMillan	G	13:51	0-4	0-3	4-4	1	3	4	0	2	4	0	0	0	0	1	-2
3	Justin Hendrick		31:13	1-5	1-3	2-4	0	4	4	0	2	5	7	1	1	0	0	25
23	Sean Braithwaite		15:27	2-3	2-3	0-0	0	2	2	2	1	6	0	0	0	0	0	9
22	Jason Edokpayi		05:04	0-0	0-0	0-0	1	0	1	1	0	0	0	0	0	0	0	-3
0	Andre Francis		02:39	1-2	1-2	0-0	0	0	0	0	0	3	0	0	0	0	0	1
Team							3	1	4			0		2				
Totals				25-53	17-32	16-18	10	32	42	8	14	83	17	9	4	4	3	26

Technical Fouls::NONE

Shooting By Period		
1st FG%	13-26	50.0%
3PT%	9-13	69.2%
FT%	8-8	100%
2nd FG%	12-27	44.4%
3PT%	8-19	42.1%
FT%	8-10	80%
GM FG%	25-53	47.2%
3PT%	17-32	53.1%
FT%	16-18	88.9%

Dead Ball Rebounds: 2, 0

	PAC	UNH
Biggest lead	5 (1st 15:01)	29 (2nd 5:05)
Best Scoring Run	8(1st 15:01)	10(1st 10:58)
Lead Changes	2	
Times Tied	2	
Time with Lead	03:23	34:31

Points from	PAC	UNH
Turnovers	2	8
Paint	18	12
Second Chance	7	8
Fast Breaks	8	5
Bench	9	14

Period by Period Scoring	1st	2nd	TOT
PAC	29	28	57
UNH	43	40	83

New Haven vs
Mar. 12, 2023 • Manchester, NH

Game 32

Official Basketball Box Score - Final
Caldwell at New Haven
03/12/23 Stoutenburgh Gymnasium, Manchester, N.H.
2022-23 Men's Basketball

Game Time: 7:30 PM
Game Duration: 1:32
Attendance: 337

Officials: Chris Brown, Raymond Downs, Jason Bradwell

Caldwell - 56 Record: 22-10

NO.	Name		Min	FG M-A	3P M-A	FT M-A	Rebounds OR	DR	TOT	Fouls PF	FD	TP	AS	TO	ST	Blocks BS	BA	+/-
13	Jarnel Rancy	F	33:43	2-5	0-0	0-0	1	1	2	1	0	4	2	1	0	2	1	-18
33	Landon Shivers	F	11:44	3-7	1-1	0-0	0	1	1	0	0	7	0	0	0	1	1	-12
1	Darnell Evans	G	38:21	4-15	0-4	2-4	0	3	3	3	4	10	2	1	2	0	2	-18
3	Mark Heber	G	37:11	5-11	3-6	2-2	0	1	1	2	1	15	4	3	1	0	0	-18
4	Kirk Parsons	G	27:05	3-8	1-3	0-0	0	2	2	3	2	7	0	1	1	0	1	-15
21	Derrick Bueno		16:42	4-10	0-0	1-2	6	4	10	2	1	9	1	0	0	0	2	-8
2	Melvin Evans		12:26	0-1	0-1	0-0	0	0	0	2	1	0	0	0	1	0	0	-3
12	Daniel Boateng		08:19	0-3	0-3	0-0	0	2	2	0	0	0	0	0	0	0	0	-5
40	Moussa Ngom		07:53	1-2	0-0	2-2	0	2	2	0	2	4	0	0	0	0	1	4
20	Caleb Sampson		01:39	0-1	0-0	0-0	0	1	1	0	0	0	0	0	0	0	0	-3
22	Yarden Ashkenazi		01:39	0-0	0-0	0-0	1	0	1	0	0	0	0	0	0	0	0	-3
24	Bradley Young		01:39	0-1	0-1	0-0	0	0	0	0	0	0	0	0	0	0	0	-3
34	Giovanni Cessel		01:39	0-0	0-0	0-0	0	0	0	0	0	0	0	0	0	0	0	-3
Team							2	2	4			0		1				
Totals				22-64	5-19	7-10	10	19	29	13	11	56	9	7	5	3	8	-21

Technical Fouls::NONE

Shooting By Period		
1st FG%	8-29	27.6%
3PT%	0-6	0.0%
FT%	4-4	100%
2nd FG%	14-35	40.0%
3PT%	5-13	38.5%
FT%	3-6	50%
GM FG%	22-64	34.4%
3PT%	5-19	26.3%
FT%	7-10	70.0%

Dead Ball Rebounds: 2, 0

New Haven - 77 Record: 22-10

NO.	Name		Min	FG M-A	3P M-A	FT M-A	Rebounds OR	DR	TOT	Fouls PF	FD	TP	AS	TO	ST	Blocks BS	BA	+/-
10	Tyrone Perry	F	20:06	6-9	1-3	4-5	1	3	4	4	4	17	2	4	1	0	0	17
34	Davontrey Thomas	F	33:21	7-9	4-6	0-0	0	5	5	0	0	18	3	1	0	1	1	19
12	Majur Majak	C	37:00	4-5	0-0	1-2	1	16	17	1	2	9	0	0	2	5	0	23
4	Quashawn Lane	G	34:37	6-13	0-2	3-3	1	2	3	4	3	15	9	2	2	1	2	23
15	Kendall McMillan	G	26:52	1-3	0-1	4-4	0	3	3	0	2	6	4	2	0	0	0	20
3	Justin Hendrick		18:31	1-5	0-4	0-0	0	2	2	1	0	2	1	0	0	0	0	-1
23	Sean Braithwaite		23:33	2-4	1-2	2-2	0	1	1	2	2	7	0	1	0	1	0	8
0	Andre Francis		03:00	1-2	1-2	0-0	1	0	1	0	0	3	0	0	0	0	0	-2
22	Jason Edokpayi		03:00	0-3	0-1	0-0	2	0	2	0	0	0	0	1	0	0	0	-2
Team							1	1	2			0		0				
Totals				28-53	7-21	14-16	7	33	40	12	13	77	19	11	5	8	3	21

Technical Fouls: Perry 1st 5:41

Shooting By Period		
1st FG%	14-25	56.0%
3PT%	4-11	36.4%
FT%	8-9	88.9%
2nd FG%	14-28	50.0%
3PT%	3-10	30.0%
FT%	6-7	85.7%
GM FG%	28-53	52.8%
3PT%	7-21	33.3%
FT%	14-16	87.5%

Dead Ball Rebounds: 1, 0

	CAL	UNH
Biggest lead	0 (1st 20:00)	26 (2nd 18:08)
Best Scoring Run	7(2nd 15:31)	11(1st 7:00)
Lead Changes	0	
Times Tied	0	
Time with Lead	00:00	39:22

Points from	CAL	UNH
Turnovers	12	10
Paint	24	38
Second Chance	3	5
Fast Breaks	15	12
Bench	13	12

Period by Period Scoring	1st	2nd	TOT
CAL	20	36	56
UNH	40	37	77

GAME 34: NEW HAVEN VS WEST LIBERTY - NCAA ELITE EIGHT

New Haven vs Bentley
Mar. 14, 2023 • Manchester, NH

Game 33

Official Basketball Box Score - Final

New Haven at Bentley

03/14/23 Stoutenburgh Gymnasium, Manchester, NH

2022-23 Men's Basketball

Game Time: 7:30 PM
Game Duration: 1:31
Attendance: 251

Officials: Ryan Corbett, Raymond Downs, Christopher Brown

New Haven - 69 **Record: 23-10**

NO.	Name		Min	FG M-A	3P M-A	FT M-A	Rebounds OR	DR	TOT	Fouls PF	FD	TP	AS	TO	ST	Blocks BS	BA	+/-
10	Tyrone Perry	F	28:10	4-12	1-7	2-2	1	5	6	1	2	11	0	1	0	0	0	19
34	Davontrey Thomas	F	36:54	2-5	2-4	1-3	0	4	4	0	3	7	1	1	0	0	0	7
12	Majur Majak	C	40:00	4-6	0-0	0-0	2	11	13	2	3	8	1	0	1	3	0	9
4	Quashawn Lane	G	40:00	7-11	1-1	4-4	0	1	1	1	2	19	6	1	0	0	0	9
15	Kendall McMillan	G	21:42	4-7	1-1	2-2	0	2	2	0	3	11	3	0	0	0	0	7
3	Justin Hendrick		18:18	4-9	2-7	0-0	0	2	2	0	0	10	0	0	0	0	0	2
23	Sean Braithwaite		14:27	1-1	1-1	0-0	0	0	0	0	0	3	0	0	0	1	0	-6
0	Andre Francis		00:29	0-0	0-0	0-0	0	0	0	0	0	0	0	0	0	0	0	-2
Team							1	3	4			0		0				
Totals				26-51	8-21	9-11	4	28	32	4	13	69	11	3	1	4	0	9

Technical Fouls::NONE

Shooting By Period		
1st FG%	13-29	44.8%
3PT%	4-12	33.3%
FT%	3-4	75%
2nd FG%	13-22	59.1%
3PT%	4-9	44.4%
FT%	6-7	85.7%
GM FG%	26-51	51.0%
3PT%	8-21	38.1%
FT%	9-11	81.8%

Dead Ball Rebounds: 1, 0

Bentley - 60 **Record: 23-7**

NO.	Name		Min	FG M-A	3P M-A	FT M-A	Rebounds OR	DR	TOT	Fouls PF	FD	TP	AS	TO	ST	Blocks BS	BA	+/-
4	Matt Leritz	F	36:00	5-12	0-2	2-2	1	5	6	2	1	12	1	1	0	0	1	-11
3	Brian Wright-Kinsey	G	32:06	4-10	3-8	0-0	2	4	6	3	0	11	1	0	0	0	0	-14
11	Aaron Latham	G	40:00	4-11	2-7	0-0	0	2	2	1	2	10	3	0	0	0	0	-9
20	Zach Laput	G	39:57	5-13	2-7	2-2	2	6	8	3	1	14	6	1	2	0	1	-9
21	Mason Webb	G	37:23	6-15	1-6	0-0	2	3	5	3	0	13	3	0	0	0	2	-12
22	Kellan Bochenek		07:54	0-1	0-1	0-0	0	0	0	1	0	0	0	0	0	0	0	5
30	Isaac Martin		06:11	0-1	0-0	0-0	1	0	1	0	0	0	2	0	0	0	0	3
10	Joe Carroll		00:29	0-0	0-0	0-0	0	0	0	0	0	0	0	0	0	0	0	2
Team							3	1	4			0		0				
Totals				24-63	8-31	4-4	11	21	32	13	4	60	16	2	2	0	4	-9

Technical Fouls::NONE

Shooting By Period		
1st FG%	10-29	34.5%
3PT%	4-18	22.2%
FT%	2-2	100%
2nd FG%	14-34	41.2%
3PT%	4-13	30.8%
FT%	2-2	100%
GM FG%	24-63	38.1%
3PT%	8-31	25.8%
FT%	4-4	100.0%

Dead Ball Rebounds: 0, 1

	UNH	BEN
Biggest lead	15 (1st 10:55)	2 (1st 18:01)
Best Scoring Run	11(1st 14:14)	6(1st 1:32)
Lead Changes	1	
Times Tied	1	
Time with Lead	36:20	01:02

Points from	UNH	BEN
Turnovers	2	2
Paint	30	14
Second Chance	2	12
Fast Breaks	2	0
Bench	13	0

Period by Period Scoring	1st	2nd	TOT
UNH	33	36	69
BEN	26	34	60

New Haven vs West Liberty
Mar. 21, 2023 • Evansville, IN

Game 34

New Haven vs
Mar. 23, 2023 • Evansville, IN

Game 35

New Haven vs
Mar. 25, 2023 • Evansville, IN

Game 36

POINTS - REBOUNDS - ASSISTS

Opponent	Date		Score		0 Francis	2 Morse	3 Hendrick	4 Lane	5 Hopson	10 Perry	11 Olawoye
at Saint Michael's	11.16.22		74-75	L	DNP	DNP	0-0-0	10-5-8	DNP	20-9-0	9-5-3
ADELPHI	11.19.22	W	82-64		3-0-0	0-0-0	2-2-0	15-7-3	0-2-0	13-6-1	18-7-8
at Saint Rose	11.22.22	W	69-65		DNP	DNP	DNP	16-4-4	2-0-0	22-5-3	5-4-0
at Indiana (Pa.)	11.26.22		60-65	L	DNP	DNP	0-0-0	13-3-2	0-0-0	15-3-2	7-4-8
at American Int'l	11.30.22	W	81-54		0-2-2	2-2-0	12-6-1	14-3-1	6-3-1	14-4-1	8-6-4
FRANKLIN PIERCE	12.03.22	W	67-56		DNP	DNP	2-3-1	13-4-6	0-2-0	14-3-1	9-6-3
ASSUMPTION	12.06.22	W	74-73		DNP	DNP	2-1-0	19-3-6	2-0-1	17-3-1	13-8-5
BLOOMFIELD	12.08.22	W	74-66		DNP	DNP	3-4-1	14-1-4	2-1-1	20-0-3	9-1-1
at Chestnut Hill	12.11.22		65-74	L	0-0-0	DNP	1-1-1	16-2-0	0-0-0	6-3-2	9-6-3
MOLLOY	12.29.22	W	97-72		2-1-0	2-1-1	8-7-0	15-4-2	3-2-0	24-4-3	10-4-7
LE MOYNE	12.31.22	W	69-50		DNP	DNP	3-2-0	13-6-7	0-2-0	12-1-2	12-4-4
at Georgian Court	01.04.23	W	69-60		DNP	DNP	0-2-0	14-6-2	2-2-0	21-3-4	8-2-2
at Saint Anselm	01.07.23	W	72-63		DNP	DNP	5-1-0	20-2-3	0-0-0	DNP	13-5-3
at So New Hampshire	01.10.23		52-80	L	0-0-0	DNP	0-2-0	6-5-3	4-2-0	12-3-1	9-4-2
SO CONNECTICUT	01.14.23	W	58-51		DNP	DNP	DNP	14-5-1	0-1-0	13-2-1	9-7-2
at Bentley	01.18.23	W	60-59		DNP	DNP	14-2-1	21-0-6	0-0-0	7-4-1	0-6-1
PACE	01.21.23	W	56-50		DNP	DNP	3-1-0	18-5-6	0-3-0	9-4-1	11-6-6
at Adelphi	0124.23		60-74	L	DNP	DNP	9-2-0	14-4-4	0-1-0	24-7-1	6-1-0
at Franklin Pierce	01.28.23		72-77	L	DNP	DNP	5-3-1	18-2-1	DNP	15-6-0	3-3-1
SAINT ROSE	02.01.23		67-72	L	0-0-0	DNP	0-0-1	21-1-6	DNP	14-3-2	12-3-2
AMERICAN INT'L	02.01.23	W	62-54		DNP	DNP	6-2-0	14-3-1	DNP	0-1-1	15-3-5
SAINT MICHAEL'S	02.07.23	W	55-48		DNP	DNP	0-0-0	12-2-5	DNP	16-5-1	11-4-4
at Assumption	02.11.23		64-65	L	DNP	DNP	DNP	17-7-1	DNP	13-4-0	2-9-0
STATEN ISLAND	02.15.23	W	83-60		DNP	0-1-0	8-4-1	7-3-5	0-3-0	20-3-2	9-4-4
at Le Moyne	02.18.23	W	62-57		DNP	DNP	0-0-0	11-1-2	DNP	24-4-0	6-4-4
SAINT ANSELM	02.21.23		64-65	L	DNP	DNP	DNP	23-1-7	DNP	0-2-0	16-3-1
AMERICAN INT'L	02.24.23	W	69-51		0-0-0	0-0-0	5-1-1	8-4-3	DNP	19-4-1	6-5-6
SO CONNECTICUT	02.26.23	W	75-59		DNP	DNP	DNP	15-6-9	DNP	14-3-1	11-4-1
at So. New Hampshire	03.01.23	W	59-42		DNP	DNP	DNP	17-4-3	DNP	16-9-2	10-4-2
at Saint Anselm	03.04.23		54-65	L	DNP	DNP	DNP	21-3-4	DNP	19-5-0	2-1-0
vs Pace	03.11.23	W	83-57		3-0-0	DNP	5-4-7	12-6-7	DNP	30-2-1	INJ
vs Caldwell	03.12.23	W	77-56		3-1-0	DNP	2-2-1	15-3-9	DNP	17-4-2	INJ
vs Bentley	03.14.23	W	69-60		0-0-0	DNP	10-2-0	19-1-6	DNP	11-6-0	INJ

Opponent	Date		Score		12 Majak	13 Kellman	15 McMillan	20 Gill	22 Edokpayi	23 Braithwaite	25 Kearson	34 Thomas
at Saint Michael's	11.16.22		74-75	L	10-7-2	DNP	DNP	INJ	0-3-0	5-3-1	DNP	20-3-2
ADELPHI	11.19.22	W	82-64		8-6-0	0-0-0	DNP	INJ	0-1-0	4-1-3	DNP	19-1-1
at Saint Rose	11.22.22	W	69-65		6-10-1	DNP	0-2-1	INJ	0-1-0	3-1-0	DNP	15-4-2
at Indiana (Pa.)	11.26.22		60-65	L	11-11-0	DNP	0-0-0	INJ	DNP	0-1-1	DNP	14-5-1
at American Int'l	11.30.22	W	81-54		6-11-1	DNP	2-2-0	INJ	0-0-0	1-0-1	DNP	16-3-0
FRANKLIN PIERCE	12.03.22	W	67-56		14-10-0	DNP	DNP	INJ	DNP	0-1-0	DNP	15-5-2
ASSUMPTION	12.06.22	W	74-73		9-8-1	DNP	6-0-0	INJ	0-0-0	0-1-1	DNP	6-3-0
BLOOMFIELD	12.08.22	W	74-66		10-13-1	DNP	0-6-2	INJ	DNP	4-3-1	DNP	12-6-1
at Chestnut Hill	12.11.22		65-74	L	7-9-0	DNP	6-2-1	INJ	DNP	8-0-0	DNP	12-4-0
MOLLOY	12.29.22	W	97-72		11-9-1	0-0-0	2-3-2	INJ	4-0-0	6-1-0	DNP	12-4-3
LE MOYNE	12.31.22	W	69-50		12-19-1	DNP	2-0-0	INJ	DNP	1-1-1	DNP	14-4-3
at Georgian Court	01.04.23	W	69-60		4-17-1	DNP	5-1-0	INJ	DNP	5-1-0	DNP	10-11-2
at Saint Anselm	01.07.23	W	72-63		2-14-1	DNP	0-0-0	INJ	DNP	7-3-0	DNP	25-6-1
at So New Hampshire	01.10.23		52-80	L	11-12-0	DNP	6-1-1	INJ	DNP	1-1-0	DNP	3-3-1
SO CONNECTICUT	01.14.23	W	58-51		6-13-2	DNP	2-2-1	INJ	DNP	0-1-0	DNP	14-6-2
at Bentley	01.18.23	W	60-59		7-16-1	DNP	0-1-0	INJ	DNP	0-1-0	DNP	11-4-2
PACE	01.21.23	W	56-50		8-14-0	DNP	0-0-0	INJ	DNP	0-0-2	DNP	7-4-0
at Adelphi	0124.23		60-74	L	2-3-1	DNP	2-1-0	INJ	DNP	3-0-1	DNP	0-4-1
at Franklin Pierce	01.28.23		72-77	L	4-5-0	DNP	DNP	INJ	8-3-0	0-2-1	DNP	19-4-1
SAINT ROSE	02.01.23		67-72	L	6-11-0	DNP	4-0-1	INJ	0-3-0	2-2-0	DNP	8-1-1
AMERICAN INT'L	02.01.23	W	62-54		11-17-0	DNP	0-0-0	INJ	0-1-0	5-5-5	DNP	11-4-1
SAINT MICHAEL'S	02.07.23	W	55-48		1-17-0	DNP	0-0-0	INJ	2-1-0	2-2-1	DNP	11-5-1
at Assumption	02.11.23		64-65	L	2-9-0	DNP	0-2-0	INJ	0-1-0	6-3-0	DNP	12-2-2
STATEN ISLAND	02.15.23	W	83-60		7-11-0	0-0-0	4-1-0	INJ	4-0-0	8-5-4	0-2-0	16-5-3
at Le Moyne	02.18.23	W	62-57		4-15-0	DNP	0-2-0	INJ	2-0-0	0-0-1	DNP	15-2-0
SAINT ANSELM	02.21.23		64-65	L	4-9-0	DNP	2-0-0	INJ	2-1-0	5-2-1	DNP	12-4-0
AMERICAN INT'L	02.24.23	W	69-51		6-7-0	DNP	1-0-0	INJ	7-6-1	0-0-0	DNP	17-5-5
SO CONNECTICUT	02.26.23	W	75-59		11-13-0	DNP	DNP	INJ	0-0-0	3-1-0	DNP	21-4-1
at So. New Hampshire	03.01.23	W	59-42		3-17-0	DNP	DNP	INJ	3-1-0	0-2-0	DNP	10-2-0
at Saint Anselm	03.04.23		54-65	L	0-12-0	DNP	4-2-1	INJ	DNP	0-0-0	DNP	8-5-0
vs Pace	03.11.23	W	83-57		11-15-1	DNP	4-4-0	INJ	0-1-0	6-2-0	DNP	12-4-1
vs Caldwell	03.12.23	W	77-56		9-17-0	DNP	6-3-4	INJ	0-2-0	7-1-0	DNP	18-5-3
vs Bentley	03.14.23	W	69-60		8-13-1	DNP	11-2-3	INJ	DNP	3-0-0	DNP	7-4-1

OPPONENT GAME-BY-GAME STATISTICS

DATE	OPPONENT	FG-FGA	PCT.	3P-3PA	PCT.	FT-FTA	PCT.	OR-DR-RB	A	TO	BLK	STL	PTS
11/16	**New Haven**	**30-60**	**.500**	**5-14**	**.357**	**9-12**	**.750**	**10-29-39**	**16**	**14**	**4**	**7**	**74**
	at Saint Michael's	26-59	.441	14-35	.400	9-12	.750	5-21-26	18	10	3	8	75
11/19	**NEW HAVEN**	**33-55**	**.600**	**8-18**	**.444**	**8-12**	**.667**	**1-32-33**	**16**	**10**	**4**	**7**	**82**
	vs. Adelphi	23-61	.377	12-39	.308	6-10	.600	8-23-31	14	12	0	3	64
11/22	**New Haven**	**29-59**	**.492**	**2-10**	**.105**	**9-14**	**.643**	**7-29-36**	**10**	**21**	**2**	**8**	**69**
	at Saint Rose	26-70	.371	9-36	.250	4-4	1.000	13-25-38	13	21	3	12	65
11/26	**New Haven**	**22-54**	**.407**	**8-23**	**.348**	**8-11**	**.727**	**9-26-35**	**14**	**16**	**3**	**5**	**60**
	at Indiana (Pa.)	21-53	.396	4-14	.286	19-20	.950	7-24-31	10	10	5	11	65
11/30	**New Haven**	**29-54**	**.537**	**10-23**	**.435**	**13-17**	**.765**	**11-32-43**	**12**	**10**	**1**	**3**	**81**
	at American Int'l	20-56	.357	9-30	.300	5-6	.833	4-15-19	9	6	0	4	54
12/3	**NEW HAVEN**	**25-59**	**.424**	**7-21**	**.333**	**10-14**	**.714**	**5-35-40**	**13**	**8**	**5**	**4**	**67**
	vs. Franklin Pierce	20-62	.323	10-33	.303	6-9	.667	8-32-40	9	10	0	4	56
12/6	**NEW HAVEN**	**29-48**	**.604**	**8-20**	**.400**	**8-11**	**.727**	**0-33-33**	**15**	**11**	**4**	**4**	**74**
	vs. Assumption	28-67	.418	14-42	.333	3-5	.600	8-22-30	14	6	3	2	73
12/8	**NEW HAVEN**	**29-61**	**.475**	**8-23**	**.348**	**8-11**	**.727**	**6-33-39**	**15**	**11**	**5**	**7**	**74**
	vs. Bloomfield	28-67	.418	10-22	.455	0-0	.000	6-29-35	8	8	3	7	66
12/11	**New Haven**	**21-57**	**.368**	**5-24**	**.208**	**18-26**	**.692**	**7-22-29**	**7**	**7**	**5**	**4**	**65**
	at Chestnut Hill	26-55	.473	7-17	.412	15-24	.625	11-33-44	14	13	1	1	74
12/29	**NEW HAVEN**	**36-60**	**.600**	**11-26**	**.423**	**14-18**	**.778**	**6-35-41**	**18**	**19**	**8**	**10**	**97**
	vs. Molloy	26-66	.394	10-30	.333	10-15	.667	7-20-27	13	14	3	12	72
12/31	**NEW HAVEN**	**29-66**	**.439**	**5-22**	**.227**	**6-9**	**.667**	**9-35-44**	**18**	**6**	**4**	**3**	**69**
	vs. Le Moyne	19-58	.328	7-17	.412	5-11	.455	9-30-39	12	12	6	3	50
1/4	**NEW HAVEN**	**24-55**	**.436**	**8-30**	**.267**	**13-17**	**.765**	**11-35-46**	**11**	**16**	**5**	**4**	**69**
	vs. Georgian Court	23-63	.365	10-27	.370	4-6	.667	5-22-27	11	9	1	10	60
1/7	**New Haven**	**28-54**	**.519**	**6-12**	**.500**	**10-12**	**.833**	**7-29-36**	**8**	**9**	**3**	**4**	**72**
	at Saint Anselm	25-64	.391	10-29	.345	3-7	.429	11-19-30	16	6	3	6	63
1/10	**New Haven**	**18-58**	**.310**	**4-26**	**.154**	**12-18**	**.667**	**15-23-38**	**8**	**8**	**0**	**1**	**52**
	at So New Hampshire	29-62	.468	18-34	.529	4-6	.667	10-27-37	19	4	6	3	80
1/14	**NEW HAVEN**	**18-49**	**.367**	**4-17**	**.235**	**18-22**	**.818**	**10-33-43**	**9**	**16**	**11**	**7**	**58**
	vs. So Connecticut	18-47	.243	4-21	.190	11-14	.786	24-24-48	11	12	2	9	51
1/18	**New Haven**	**24-64**	**.375**	**10-33**	**.303**	**2-4**	**.500**	**6-29-35**	**12**	**6**	**2**	**8**	**60**
	at Bentley	23-58	.397	10-29	.345	3-7	.429	10-34-44	19	11	4	4	59
1/21	**NEW HAVEN**	**21-61**	**.344**	**7-24**	**.292**	**7-9**	**.778**	**11-31-42**	**15**	**9**	**3**	**9**	**56**
	vs. Pace	16-52	.308	8-21	.381	10-13	.769	8-31-39	7	13	4	4	50
1/24	**New Haven**	**21-52**	**.404**	**12-28**	**.429**	**6-7**	**.857**	**5-21-26**	**8**	**12**	**5**	**6**	**60**
	at Adelphi	27-55	.491	14-33	.424	6-8	.750	6-26-32	16	11	0	6	74
1/28	**New Haven**	**26-56**	**.464**	**7-21**	**.333**	**13-16**	**.813**	**6-23-29**	**5**	**11**	**3**	**7**	**72**
	at Franklin Pierce	29-59	.492	12-26	.462	7-11	.636	10-27-37	14	12	1	7	77
2/1	**NEW HAVEN**	**25-51**	**.490**	**5-21**	**.238**	**12-16**	**.750**	**4-22-26**	**13**	**10**	**2**	**5**	**67**
	vs. Saint Rose	28-53	.528	12-22	.545	4-8	.500	7-23-30	23	12	0	4	72
2/4	**NEW HAVEN**	**20-46**	**.435**	**8-25**	**.320**	**14-18**	**.778**	**6-33-39**	**13**	**12**	**3**	**3**	**62**
	vs. American Int'l	21-63	.333	9-32	.281	3-7	.429	11-23-34	12	8	1	5	54
2/7	**NEW HAVEN**	**19-49**	**.388**	**2-13**	**.157**	**15-20**	**.750**	**7-32-39**	**12**	**9**	**4**	**6**	**55**
	vs. Saint Michael's	17-50	.340	7-25	.280	7-12	.583	3-26-29	8	9	1	3	48
2/11	**New Haven**	**23-56**	**.411**	**5-13**	**.385**	**13-17**	**.765**	**10-24-34**	**5**	**7**	**1**	**4**	**64**
	at Assumption	26-57	.456	11-30	.367	2-3	.667	6-25-31	18	10	2	5	65
2/15	**NEW HAVEN**	**33-68**	**.485**	**7-29**	**.241**	**10-15**	**.667**	**16-31-47**	**19**	**12**	**6**	**7**	**83**
	vs. Staten Island	26-62	.419	6-21	.286	2-9	.222	8-20-28	8	13	0	7	60
2/18	**New Haven**	**23-54**	**.426**	**4-19**	**.211**	**12-14**	**.857**	**8-23-31**	**7**	**11**	**3**	**6**	**62**
	at Le Moyne	21-49	.429	9-23	.391	6-9	.667	4-25-29	10	14	3	4	57
2/21	**NEW HAVEN**	**26-51**	**.510**	**7-17**	**.412**	**5-7**	**.714**	**3-20-23**	**9**	**8**	**6**	**7**	**64**
	vs. Saint Anselm	26-52	.500	10-19	.526	3-6	.500	8-23-31	21	10	1	4	65
2/24	**NEW HAVEN**	**25-50**	**.500**	**10-21**	**.476**	**9-11**	**.818**	**5-29-34**	**17**	**8**	**3**	**4**	**69**
	vs. American Int'l	16-46	.348	8-21	.381	11-15	.733	3-21-24	4	8	0	0	51
2/26	**NEW HAVEN**	**29-49**	**.592**	**10-18**	**.556**	**7-9**	**.778**	**5-30-35**	**12**	**11**	**6**	**3**	**75**
	vs. So Connecticut	23-67	.343	10-29	.345	3-4	.750	14-16-30	9	4	2	6	59
3/1	**NEW HAVEN**	**21-54**	**.389**	**6-23**	**.261**	**11-13**	**.846**	**7-32-39**	**7**	**5**	**3**	**3**	**59**
	at So New Hampshire	17-65	.262	3-23	.130	5-10	.500	16-26-42	6	5	3	3	42
3/4	**NEW HAVEN**	**21-48**	**.438**	**6-15**	**.400**	**6-9**	**.667**	**6-24-30**	**5**	**12**	**4**	**4**	**54**
	at Saint Anselm	25-53	.472	9-25	.360	6-9	.667	7-22-29	17	7	3	5	65
3/11	**NEW HAVEN**	**25-53**	**.472**	**17-32**	**.531**	**16-18**	**.889**	**10-32-42**	**17**	**9**	**4**	**4**	**83**
	vs Pace	21-58	.362	9-32	.281	6-11	.545	7-18-25	10	5	3	2	57
3/12	**NEW HAVEN**	**28-53**	**.528**	**7-21**	**.333**	**14-16**	**.875**	**7-33-40**	**19**	**11**	**8**	**5**	**77**
	vs Caldwell	22-64	.344	5-19	.263	7-10	.700	10-19-29	9	7	3	5	56
3/14	**NEW HAVEN**	**26-51**	**.510**	**8-21**	**.381**	**9-11**	**.818**	**4-28-32**	**11**	**3**	**4**	**1**	**69**
	vs Bentley	24-63	.381	8-31	.258	4-4	1.000	11-21-32	16	2	0	2	60
3/21	**NEW HAVEN**												
	vs West Liberty												

2022-23 SEASON STATISTICS

RECORD	OVERALL	HOME	AWAY	NEUTRAL
ALL GAMES	23-10	13-2	7-8	3-0
CONFERENCE	13-7	8-2	5-5	0-0
NON-CONFERENCE	10-3	5-0	2-3	3-0

					-------Total-------|	|-----3-Point-----|	|----F-Throw----|	|-------Rebounds-------|								
#	Player	GP-GS	Min--Avg	FG-FGA	Pct	3FG-FGA	Pct	FT-FTA	Pct	Off-Def	Tot	Avg	PF	A	TO	Blk	Stl	Pts	Avg
10	Ty Perry	32-32	933--29.2	192-399	.481	45-126	.357	62-74	.838	21-102	123	3.8	46	40	52	3	24	491	15.3
4	Quashawn Lane	33-33	1173--35.5	182-347	.524	29-68	.426	102-120	.850	23-93	116	3.5	60	137	67	12	47	495	15.0
34	Davontrey Thomas	33-33	1145--34.7	152-364	.418	85-233	.365	33-50	.660	28-108	136	4.1	41	44	33	4	17	422	12.8
11	Victor Olawoye	30-29	928--30.9	93-241	.386	33-114	.289	61-83	.735	9-119	128	4.3	49	94	54	5	39	280	9.3
12	Majur Majak	33-33	1071--3.2.5	94-149	.631	4-14	.286	39-50	.780	73-317	390	11.8	61	16	42	101	18	231	7.0
3	Justin Hendrick	26-1	326--12.6	37-131	.282	23-90	.256	8-14	.571	4-50	54	2.1	17	17	20	0	8	105	4.0
23	Sean Braithwaite	33-1	553--16.8	35-76	.461	13-39	.333	12-19	.632	13-34	47	1.4	43	25	23	5	7	95	2.9
15	Kendall McMillan	27-3	237--8.8	24-60	.400	2-16	.125	19-26	.731	5-32	37	1.4	6	17	16	0	5	69	2.6
22	Jason Edokpayi	19-0	92--4.8	13-25	.520	0-2	.000	6-9	.667	12-13	25	1.3	9	1	7	3	4	32	1.7
5	Joshua Hopson	18-0	102--5.7	9-10	.900	0-0	.000	3-8	.375	8-16	24	1.3	6	3	8	3	0	21	1.2
0	Andre Francis	10-0	32--3.2	3-7	.429	3-7	.429	0-0	.000	2-1	3	0.3	4	2	0	0	0	9	0.9
2	Tarese Morse	5-0	21--4.2	2-4	.500	0-1	.000	0-1	.000	3-1	4	0.8	1	0	1	0	1	4	0.8
13	Christian Kellman	3-0	7--2.4	0-1	.000	0-1	.000	0-0	.000	0-0	0	0.0	2	0	1	0	0	0	0.0
25	Kyle Kearson	1-0	4--4.0	0-1	.000	0-1	.000	0-0	.000	0-2	2	2.0	0	0	1	0	0	0	0.0
	TEAM									39-70	109	3.3			23				
	NEW HAVEN TOTAL	33		836-1,815	.461	237-712	.333	345-454	.760	240-958	1,198	36.3	345	396	348	136	170	2,254	68.3
	OPPONENTS TOTAL	33		766-1,963	.390	308-887	.347	199-305	.652	285-792	1,077	32.6	439	418	314	70	171	2,039	61.8

	New Haven	Opponent
SCORING	2,254	2,039
Points Per Game	68.3	61.8
Scoring Margin	+6.5	-
FIELD GOALS	836-1,815	766-1,963
Field Goals pct	.461	.390
3-POINT FG-ATT	237-712	308-887
3-point FG pct	.333	.347
3-point FG made per game	7.2	9.3
FREE THROWS-ATT	345-454	199-305
Free Throw pct	.760	.652
F-Throws made per game	10.5	6.0
REBOUNDS	1,198	1,077
Rebounds per game	36.3	32.6
Rebounding Margin	+3.7	-
ASSISTS	396	418
Assists per game	12.0	12.7
TURNOVERS	348	314
Turnovers per game	10.5	9.5
Turnover Margin	-1.0	-
Assist/Turnover Ratio	1.1	1.3
STEALS	170	171
Steals per game	5.2	5.2
BLOCKS	136	70
Blocks per game	4.1	2.1
ATTENDANCE	5,114	6,118
Home Games avg. per game	15-341	15-408
Neutral site avg. per game	-	3-246

Score by Periods	1st	2nd	OT		Totals
New Haven	1,090	1,156	8	-	2,254
Opponents	1,014	1,021	4	-	2,039

	Date	Opponent		Score	Att.
*	11/16/22	at Saint Michael's	L	74-75	549
*	11/19/22	ADELPHI	W	82-64	362
*	11/22/22	at Saint Rose	W (ot)	69-65	243
	11/26/22	at No. 3 Indiana (Pa.)	L	60-65	1,103
*	11/30/22	at American Int'l	W	81-54	
*	12/03/22	FRANKLIN PIERCE	W	67-56	342
*	12/06/22	ASSUMPTION	W	74-73	321
	12/08/22	BLOOMFIELD	W	74-66	316
	12/11/22	at Chestnut Hill	L	65-74	227
	12/29/22	MOLLOY	W	97-72	97
*	12/31/22	LE MOYNE	W	69-50	134
	01/04/23	at Georgian Court	W	69-60	95
*	01/07/23	at Saint Anselm	W	72-63	351
*	01/10/23	at Southern New Hampshire	L	52-80	459
*	01/14/23	SOUTHERN CONNECTICUT	W	58-51	232
*	01/18/23	at Bentley	W	60-59	205
*	01/21/23	PACE	W	56-50	524
*	01/24/23	at Adelphi	L	60-74	243
*	01/28/23	at Franklin Pierce	L	72-77	68
*	02/01/23	SAINT ROSE	L	67-72	312
*	02/04/23	AMERICAN INTERNATIONAL	W	62-54	345
*	02/07/23	SAINT MICHAEL'S	W	55-48	254
*	02/11/23	at Assumption	L	64-65	376
	02/15/23	STATEN ISLAND	W	83-60	267
*	02/18/23	at Le Moyne	W	62-57	662
*	02/21/23	SAINT ANSELM	L	64-65	254
^	02/24/23	AMERICAN INT'L	W	69-51	304
^	02/26/23	SO CONNECTICUT	W	75-59	1,050
^	03/01/23	at So. New Hampshire	W	59-42	582
^	03/04/23	at Saint Anselm	L	54-65	955
$	03/11/23	vs Pace	W	83-57	150
$	03/12/23	vs Caldwell	W	77-56	337
$	03/14/23	vs Bentley	W	69-60	251

* - Northeast-10 Conference Game | ^ NE10 Championship |
$ - NCAA East Regional