

NEW HAVEN CHARGERS

MEN'S BASKETBALL

DAN RUEDE

Assistant Director of Athletics / Strategic Communications
Charger Gym, 300 Boston Post Road, West Haven, CT 06516
O: 203.932.7025 | C: 203-535-9503
druede@newhaven.edu | www.NewHavenChargers.com

2022-23 SCHEDULE/RESULTS

OVERALL: 13-4 | NE10: 10-2

NOVEMBER

Wed. 16	at Saint Michael's *	L, 74-75
Sat. 19	ADELPHI *	W, 82-64
Tue. 22	at Saint Rose *	W, 69-65
Sat. 26	at Indiana (PA)	L, 60-65
Wed. 30	at American International *	W, 81-54

DECEMBER

Sat. 3	FRANKLIN PIERCE *	W, 67-56
Tue. 6	ASSUMPTION *	W, 74-73
Thu. 8	BLOOMFIELD	W, 74-66
Sun. 11	at Chestnut Hill	L, 65-74
Thu. 29	MOLLOY	W, 97-72
Sat. 31	LE MOYNE *	W, 69-50

JANUARY

Wed. 4	at Georgian Court	W, 69-60
Sat. 7	at Saint Anselm *	W, 72-63
Tue. 10	at Southern New Hampshire *	L, 52-80
Sat. 14	SOUTHERN CONNECTICUT *	W, 58-51
Wed. 18	at Bentley *	W, 60-59
Sat. 21	PACE *	W, 56-50
Tue. 24	at Adelphi *	7:30 p.m.
Sat. 28	at Franklin Pierce *	3:30 p.m.

FEBRUARY

Wed. 1	SAINT ROSE *	7:30 p.m.
Sat. 4	AMERICAN INTERNATIONAL *	3:30 p.m.
Tue. 7	SAINT MICHAEL'S *	7:30 p.m.
Sat. 11	at Assumption *	3:30 p.m.
Wed. 15	STATEN ISLAND *	7:30 p.m.
Sat. 18	at Le Moyne *	3:30 p.m.
Tue. 21	SAINT ANSELM *	7:30 p.m.
Fri. 24	NE10 Championship First Round	TBD
Sun. 26	NE10 Championship Quarterfinal	TBD

MARCH

Wed. 1	NE10 Championship Semifinal	TBD
Sat. 4	NE10 Championship Final	TBD
Mar. 11-14	NCAA East Region Championship	TBD
Mar. 22-25	NCAA Final Eight	TBD

* Northeast-10 Conference game
Home games in **BOLD CAPS** played at Charger Gymnasium



NEW HAVEN (13-4, 10-2 NE10) CHARGERS

AT A GLANCE

Opening Tip	7:30 p.m.
Location	Garden City, N.Y.
Venue	Center for Recreation & Sport
Capacity	800
Live Video	AUPanthers.com
Live Stats	AUPanthers.com
All-Time Series	Adelphi 29-22
Active Streak	W4
Last Meeting	New Haven 82-64 (Nov. 19, 2022)
First Meeting	Adelphi 67-78 (Feb. 15, 1977)
Hotaling vs. Adelphi	12-12



ADELPHI (9-11, 3-9 NE10) PANTHERS

PROJECTED NEW HAVEN STARTERS

4

QUASHAWN LANE
GR • 6-2 • GUARD
TRENTON, N.J.

PPG	RPG	AST	MIN
14.8	3.8	3.8	33.9



NOTES:

- Became the 38th member of the UNH 1,000 point club with a 3-pointer late in the win over Le Moyne on New Year's Eve
- Leads the team with 64 assists, with 3.8 per game average sixth most in the NE10
- Scored the game-winning bucket at the buzzer vs Bentley, erasing a 27-point deficit

10

TY PERRY
SR • 6-3 • FORWARD
BOSTON, MASS.

PPG	RPG	AST	MIN
14.9	3.4	1.6	30.1




NOTES:

- Has started the 16 games he has played in this season
- Leads the team and is eighth in the NE10 with average 14.9 points per game
- Scored 20+ in five games, including a career-high 24 points vs Molloy

11

VICTOR OLAWOYE
GR • 6-2 • GUARD
ELMONT, N.Y.

PPG	RPG	AST	MIN
9.4	5.0	3.7	31.2



NOTES:

- Second on the team with 5.0 rebounds per game avg
- Second on the team with 62 assists, is seventh in the NE10 with 3.7 per game average
- Second on the team with 23 steals, is t-seventh in the NE10 with 1.4 per game average

12

MAJUR MAJAK
SR • 7-1 • CENTER
POUGHKEEPSIE, N.Y.

PPG	RPG	BLK	MIN
8.4	11.7	3.2	32.4



NOTES:

- Leads the NE10 with 11.7 rebounds per game average, 3rd in NCAA D2
- Leads the team, the NE10 and is third in the nation with 54 blocks, average of 3.2 per game
- Leads the team and the NE10 with 68 FG% (60-of-89)

34

DAVONTREY THOMAS
JR • 6-5 • FORWARD
POUGHKEEPSIE, N.Y.

PPG	RPG	AST	MIN
13.2	4.5	1.4	34.4



NOTES:


- Third on the team with 13.2 ppg average
- Leads the team from beyond the arc with 46 three pointers, with his 2.7 3's per game fifth among all NE10 players

PUT ME IN COACH I'M READY TO PLAY (FIRST OFF THE BENCH)

23

SEAN BRAITHWAITE
JR • 6-6 • FORWARD
CENTER MORICHES, N.Y.

PPG	RPG	AST	MIN
2.6	1.2	0.7	15.8



NOTES:

- Only non-starter to make an appearance in all 17 games
- Started one game on the road at Saint Anselm



GAME 18: NEW HAVEN AT ADELPHI

2022-23 NEW HAVEN CHARGERS NUMERICAL ROSTER

#	Name	Cl.	Po.	Ht.	Wt.	Hometown / High School / Last School	Pronunciation Guide
0	Andre Francis	Gr.	F	6-6	185	Hartford, Conn. / The Master's School / Concordia (N.Y.)	
2	Tarese Morse	So.	F	6-5	210	Springfield, Mass. / Springfield / Hutchinson CC	
3	Justin Hendrick	So.	G	6-2	175	Valley Stream, N.Y. / St. Francis / Niagara CC	
4	Quashawn Lane	Gr.	G	6-2	175	Trenton, N.J. / Trenton Catholic Academy	qway-shawn
5	Joshua Hopson	Fr.	F	6-8	255	Jersey City, N.J. / MacDuffie School	
10	Ty Perry	Sr.	F	6-3	200	Boston, Mass. / Brighton / Buffalo	
11	Victor Olawoye	Gr.	G	6-2	185	Elmont, N.Y. / Elmont Memorial / Gannon	oh-la-woah-ye
12	Majur Majak	Sr.	C	7-1	235	Poughkeepsie, N.Y. / The Patrick School	major muh-jok
13	Christian Kellman	So.	G	6-10	170	Little Neck, N.Y. / John Adams	
15	Kendall McMillan	Sr.	G	6-1	180	Baltimore, Md. / Mount Saint Joseph	
20	Adriel Gill	Sr.	G	6-2	195	Meriden, Conn. / Platt	
21	Ethan Simmon	Fr.	F	6-5	190	Edison, N.J. / St. Joseph Metuchen	
22	Jason Edokpayi	So.	F	6-6	220	Laurel, Md. / Mount St. Joseph / Fairfield	ee-dough-pie-yay
23	Sean Braithwaite	Jr.	F	6-6	220	Center Moriches, N.Y. / Center Moriches	brayth-wait
25	Kyle Kearson	Fr.	F	6-4	170	West Haven, Conn. / West Haven	
34	Davontrey Thomas	Jr.	F	6-5	200	Poughkeepsie, N.Y. / Poughkeepsie	

Head Coach: Ted Hotaling (Albany '95) – 12th Season

Assistant Coach: Derrick Seldon (Western Connecticut '15) - Second Season

Graduate Assistant Coach: Devon Moore (New haven '22) - First Season

Volunteer Assistant Coach: Shawn Mobilio - Second Season




ANDREW FRANCIS

0 GR | Forward



TARESE MORSE

2 SO | Forward



JUSTIN HENDRICK

3 SO | Guard



QUASHAWN LANE

4 GR | Guard



JOSHUA HOPSON

5 FR | Forward



TY PERRY

10 SR | Forward




VICTOR OLAWOYE

11 GR | Guard




MAJUR MAJAK

12 SR | Center



CHRISTIAN KELLMAN

13 SO | Guard



KENDALL MCMILLAN

15 SR | Guard



ADRIEL GILL

20 SR | Guard



ETHAN SIMMON

21 FR | Forward



JASON EDOKPAYI

22 SO | Forward



SEAN BRAITHWAITE

23 JR | Forward



KYLE KEARSON

25 FR | Forward



DAVONTREY THOMAS

34 JR | Forward




TED HOTALING

HC 12th Season



VS



TALE OF THE TAPE

13-4, 10-2.....	OVERALL RECORD	9-11, 3-9
W3.....	CURRENT STREAK	W1
69.4.....	POINTS PER GAME	74.4
63.4.....	OPP POINTS PER GAME	74.7
+6.0.....	SCORING MARGIN	-0.3
.457.....	FIELD GOAL PCT	.467
.379.....	OPP FIELD GOAL PCT	.454
.309.....	3-POINT FG PCT	.340
.349.....	OPP 3-POINT FG PCT	.356
6.8.....	3PT MADE/GAME	8.6
.730.....	FREE THROW PCT	.738
38.4.....	REBOUNDS PER GAME	33.4
34.4.....	OPP. REBOUNDS PER GAME	35.8
+4.0.....	REBOUND MARGIN	-2.5
11.6.....	TURNOVERS PER GAME	14.6
-1.2.....	TURNOVER MARGIN	-1.7
12.8.....	ASSISTS PER GAME	13.4
5.6.....	STEALS PER GAME	5.0
4.2.....	BLOCKS PER GAME	1.7

STATISTICAL LEADERS

SCORING

NEW HAVEN	ADELPHI
Perry..... 14.9	Lewis..... 15.0
Lane..... 14.8	Silva..... 14.8
Thomas..... 13.2	Walton..... 12.2

REBOUNDING

NEW HAVEN	ADELPHI
Majak..... 11.7	Walton..... 7.2
Olawoye..... 5.0	Delaney..... 6.4

ASSISTS

NEW HAVEN	ADELPHI
Lane..... 64	Walton..... 60
Olawoye..... 62	Silva..... 47

STEALS

NEW HAVEN	ADELPHI
Lane..... 27	Walton..... 21
Olawoye..... 23	Lewis/Silva..... 13

BLOCKS

NEW HAVEN	ADELPHI
Majak..... 54	Jackson..... 14
Lane..... 7	Lewis..... 11

THE LEAD

Winners of its last three games, the Chargers now turn their attention to NE10 teams that they have already played once this season with a visit to Garden City the first up in that stretch as the Panthers await on Tuesday night.

SCOUTING THE CHARGERS

In the midst of an 11-game NE10 stretch, New Haven relies heavily on its starting five who are all averaging more than 30 minutes per game, with three of the five averaging in double figures and the five combined providing 86% of the total scoring (1,016-of-1,179 total points). Leading the team individually is senior transfer Ty Perry who is averaging 14.9 ppg, seventh best in the NE10. On his heels is graduate guard Quashawn Lane and junior Davontrey Thomas at 14.8 and 13.2 ppg, respectively. Rounding out the starting five is Victor Olawoye and Majur Majak who average 9.4 and 8.4 ppg, respectively. Among the five, Majak leads the team and the NE10 with an impressive 67.4 percent (60-of-89) shooting from the field, while Lane is also among the best in the league at 52.8 percent (94-of-178). Majak is also the NE10's leading shot blocker with 54 stuffed attempts, which also ranks him third nationally in total blocks.

SCOUTING THE PANTHERS

The Panthers have flip-flopped wins and losses the entire month of January, with their most recent outing a one-point (57-56) win over Saint Michael's this past Saturday. Despite their 9-11 overall record and 3-9 mark in the NE10, the Panthers are averaging

74.4 points per game which is the third highest in the conference heading into Tuesday night. On the flip side, defensively the Panthers are also allowing the second most points per game at 74.7, while they are also being outrebounded by an average of 2.5 per game. Individually, freshman post Elijah Lewis leads the Panthers and is one of three players averaging double figures in the scoring column with his 15.0 ppg, while shooting a team-high 55.6 percent (104-of-187). Despite being listed as a post player, Lewis is also one of the top players from outside the arc for Adelphi as he enters Tuesday with 32 three-point field goals. Rounding out the leading scorers for Adelphi is Ronnie Silva (14.8 ppg) and Dayshaun Walton (12.2 ppg).

SERIES HISTORY VS ADELPHI

- New Haven and Adelphi meet for the 52nd time in the history of the two programs.
- Adelphi holds a 29-22 advantage in the previous 51 games, however the Chargers have won four-straight and seven of the last nine.
- The Chargers swept the home-and-home series against the Panthers last season after taking the final meeting before the covid shutout in 2020.
- In the one meeting already this season, the Chargers led by as much as 25 points and never trailed as they took an 82-64 win over the Panthers.

NEXT TIME OUT

The Chargers will close out a two-game road trip with a trip to Rindge, N.H. this weekend with a date against



Franklin Pierce next on the docket. Opening tip against the Ravens is scheduled for 3:30 p.m. at the Franklin Pierce Field House. All of the action will be available live on NE10 NOW.

EARLIER THIS SEASON VS THE PANTHERS
 The Chargers came out of the gates scoring the first eight points of the game and never looked back against the Panthers, leading by as 25 before en route to an 82-64 win over Adelphi for the first victory of the season. Four of the five starts for New Haven finished in doubles figures with Davontrey Thomas leading the way with 19 points, shooting 7-of-11 from the field, including four buckets from beyond the arc. Victor Olawoye followed him with 18 points while Quashawn Lane (15) and Ty Perry (13) rounded out the leaders. Overall, the Chargers starting five scored all but nine of the 82 points. As a team, New Haven shot an impressive 60% against the Panthers, connecting on 33-of-55 from the field, including 8-of-18 from beyond the arc.

AT OUR BEST AGAINST THE BEST
 With its three victories over Bentley, Saint Anselm and Southern Connecticut, New Haven has proven that it can handle playing against the best teams in the Northeast-10 Conference. The wins over Southern Connecticut (58-51), Saint Anselm (72-63) and Bentley (60-59) all giving New Haven great standing in the league heading down the stretch. In those three games alone, the Chargers held the conference foes to just 57.7 points per game, while shooting 42 percent from the field.

HONOR ROLL
 After scoring his 1,000th career point earlier this season, graduate guard Quashawn Lane continues to make headlines for the Chargers as he picked up the first weekly award of the season for New Haven, named NE10 Player of the Week (January 23) following a 2-0 week for the Blue and Gold. Lane averaged 19.5 points while shooting 51.7 percent (15-of-29) to lead the Chargers to wins over Bentley and Pace. Among his performance was scoring the game-winner against the Falcons as time expired while also scoring six points in the final minutes and picking off a Pace pass in the final minute then finding Davontrey Thomas on a breakaway for the game-winning slam dunk.

WELCOME TO THE CLUB
 With just over 100 seconds remaining against Le Moyne on New Year's Eve, graduate guard Quashawn Lane wrote his name in the record books as he became the 38th player in program history to reach the 1,000 point plateau. With 12 games remaining in the regular season, Lane will continue to climb the all-time scoring list, as he needs just 26 points to jump a few spots and take over 31st place and can jump to 30th all-time with just 38 more points.

D2SIDA EAST REGION POLL
 Despite back-to-back wins over region No. 1 Bentley and Pace, New Haven moved up just two positions in the Week 10 D2SIDA regional poll, released on January 23. Heading into the midweek game at Adelphi, New Haven is one of seven NE10 teams that make up the 10 team regional poll, which is voted on by two SID's from each of the three conferences that make up the East Region. In the week 10 poll, Bentley leads the way at 15-2 overall, garnering all six first place votes.

UNDER YOUR WATCHFUL EYE
 In addition to the regional poll listed above, the Chargers also garnered attention nationally, listed among those schools receiving votes in the most recent Top-25 coaches poll released by the National Association of Basketball Coaches on Tuesday, January 17. This poll, which is voted on by coaches representing each conference in NCAA Division II, is also updated weekly.

A PERRY GOOD FIRST IMPRESSION
 After losing long-time Charger Derrick Rowland in the offseason, the Chargers were one man short in their starting five. Hotaling brought in senior guard Ty Perry to fill that gap in the lineup and the transfer made an immediate impact. After stints at Fordham and Buffalo, Perry now calls New Haven home. In his Chargers' debut, Perry tied a team-high with 20 points on 8-20 shooting while pulling in a career-high nine rebounds. Perry was also a factor on defense, coming away with a career-high three steals on the opposite end. That season-opening 20 points began a streak of eight straight games in double figures, with a high on the season of 24 against Molloy, setting a new career-high for the transfer post player. For the season, Perry leads the team averaging 14.9 points per game, which is seventh highest in the NE10.

CHARGERS RECORD WHEN...

Overall.....	13-4
Home	8-0
Away	4-4
Neutral	0-0

BY MONTH

November.....	3-2
December.....	5-1
January	5-1
February	0-0
March	0-0

BY DAYS OF THE WEEK

Monday	0-0
Tuesday	2-1
Wednesday.....	3-1
Thursday.....	2-0
Friday.....	0-0
Saturday	6-1
Sunday	0-1

CLOSE GAMES

New Haven leads with 5:00 left in game.....	11-0
New Haven trails with 5:00 left in game.....	2-4
Tied with 5:00 left to play.....	0-0
Decided by five points or less.....	3-2
Decided by 6-10 points.....	5-1
Games decided by 11-plus points.....	5-1
Overtime	1-0

OFFENSIVE OUTPUT

New Haven scores less than 50 pts	0-0
New Haven scores 50-59 pts	2-1
New Haven scores 60-69 pts	5-2
New Haven scores 70-79 pts	3-1
New Haven scores 80 or more pts	3-0

DEFENSIVE OUTPUT

Opponent scores less than 50 pts.....	0-0
Opponent scores 50-59 pts	6-0
Opponent scores 60-69 pts	5-1
Opponent scores 70-79 pts.....	2-2
Opponent scores 80 or more pts	0-1

NEW HAVEN FROM THE FIELD

New Haven shoots below 30%	0-0
New Haven shoots 30-40%	4-2
New Haven shoots 40-50%	4-2
New Haven shoots above 50%	5-0
New Haven shoots higher % than opp.....	11-2
New Haven shoots lower % than opp.....	2-2
New Haven shoots same % as opp	0-0

REBOUNDING

Outrebounded opponent.....	9-3
Outrebounded by opponent.....	3-1
Rebounds are equal.....	1-0

MISCELLANEOUS

Leading at halftime.....	9-0
Trailing at halftime	2-4
Tied at halftime.....	2-0
Has two players or less in double figures	1-2
Has three players in double figures	6-0
Has four or more players in double figures.....	6-2
Commit same or less TO than opp.....	6-1
Commit more TO than opp.	7-3
Games following a win.....	9-3
Games following a loss.....	4-0
Makes more or same 3FGs than opp	5-0
Makes less 3FGs than opp	9-3
Makes more or same FTs than opp	10-3
Makes fewer FTs than opp.....	3-1

CHARGERS BY THE NUMBERS			
DOUBLE DIGIT SCORING	22-23	NE10	CAREER
Braithwaite	--	--	2
Hendrick	2	2	2
Lane	16	11	31
Majak	7	4	13
Olawoye	6	5	13
Perry	13	9	13
Thomas	14	9	44
20+ POINT GAMES	22-23	NE10	CAREER
Lane	2	2	9
Perry	5	2	5
Thomas	2	2	5
10+ REB GAMES	22-23	NE10	CAREER
Lane	--	--	1
Majak	12	9	19
Thomas	1	--	5
5+ ASSIST GAMES	22-23	NE10	CAREER
Lane	6	6	25
McMillan	--	--	2
Olawoye	5	3	12
Thomas	--	--	1
10+ ASSIST GAMES	22-23	NE10	CAREER
5+ BLOCK GAMES	22-23	NE10	CAREER
Majak	3	2	8
5+ STEAL GAMES	22-23	NE10	CAREER
Lane	1	1	2
Olawoye	--	--	1
DOUBLE-DOUBLE (P/R)	22-23	NE10	CAREER
Lane	--	--	1
Majak	6	3	10
Thomas	1	--	5
GAMES STARTED	22-23	NE10	CAREER
Braithwaite	1	1	4
Lane	17	12	93
Majak	17	12	43
McMillan	--	--	1
Olawoye	17	12	37
Perry	16	11	16
Thomas	17	12	73

MAJUR BLOCK PARTY

The Chargers’ big man transformed the paint into a restricted area last season, swatting away a conference-high 85 shots on his way to NE10 Defensive Player of the Year. After setting the New Haven single-season record for blocked shots, Majak hasn’t lost a step, tallying 54 blocks in the 17 games this season. Majak swatted a career-high 11 blocks in the win over Southern Connecticut. In his two short seasons at UNH, Majak currently has 139 blocks which is fifth most in school history. With 24 more, he will move another spot to fourth all-time.

ALSO IN THE HUNT

In addition to Lane who recently joined the 1,000 point club, Davontrey Thomas now joins the hunt for his 1,000th career point, and could do so in just three seasons with the Chargers. Thomas needs 176 points to reach the plateau and after doing so will have a significant amount of time to move up the all-time scoring list.

EFFICIENCY IS KEY

The Chargers have been efficient with the ball in their hands, shooting 445-974 (45.7 percent) from the floor, fourth best in the conference. Majak currently leads all conference scorers with a 67.4 shooting percentage, followed by Lane, who is shooting 52.8 percent. With 17 games in the books, the Chargers average 69.4 points per game, which is 10th best in the NE10, while they rank fourth in the NE10 in offensive efficiency (1.018).

DOMINATE THE PAINT

After drawing even in rebounds with an opponent for the first time against Franklin Pierce, the Chargers continue to dominate on the rebounding front, finishing 12 games outrebounding their opponent, while tied in that column once. Overall, the Chargers are 9-3 when either tied or outrebounding their opponent. For the season, Majur Majak leads the team with his 11.7 rebounds per game average, which leads the NE10. In addition, Majak leads the conference in defensive rebounds per game (9.7), which is second best in all of NCAA Division II. As a squad, the team is second in the NE10 with 30.6 defensive rebounds per game and third in total rebounds with 38.4.

DEFENSE ON LOCK

The Chargers enter the matchup vs Adelphi allowing the least amount of points in the conference, holding opponents to 63.4 points per game. New Haven has also held opponents to a 37.9 field goal percentage, which leads the NE10, and 34.9 from three-point range which is fourth in the conference.

SEASON OF GIVING

The Chargers racked up a season-best 18 assists in its win over Molloy after finishing with back-to-back games with 16 assists to open the season. Overall, the Chargers finished the first eight games of the year with double figures assists, with just two games not in double figures, both on the road at Chestnut Hill and Saint Anselm. For the season, the Chargers are averaging 12.8 assists per game, led by Quashawn Lane and Vic-

	All Games	Home	Away	Neutral	Non-Conf.	Conf. Games	Postseason
RECORD	13-4	8-0	5-4	-	3-2	10-2	-
SCORING	1,179	577	602	-	365	814	-
Points per game	69.4	72.1	66.9	-	73.0	67.8	-
Scoring margin	+6.0	+11.9	+0.8	-	+5.6	+6.2	-
FIELD GOALS-ATT	445-974	220-459	225-515	-	132-287	313-687	-
Field goal pct	.457	.479	.437	-	.460	.456	-
3 POINT FG-ATT	116-375	58-171	58-204	-	3240-126	76-249	-
3-point FG pct	.309	.339	.284	-	.317	.305	-
3-pt FG made per game	6.8	7.3	6.4	-	8.0	6.3	-
FREE THROWS-ATT	173-237	79-106	94-131	-	61-83	112-154	-
Free throw pct	.730	.745	.718	-	.735	.727	-
REBOUNDS	652	315	337	-	190	462	-
Rebounds per game	38.4	39.4	37.4	-	38.0	38.5	-
Rebounding margin	+3.9	+3.3	+4.6	-	+5.2	+3.4	-
ASSISTS	217	119	98	-	65	152	-
Assists per game	12.8	14.9	10.9	-	13.0	12.7	-
TURNOVERS	197	90	107	-	69	128	-
Turnovers per game	11.6	11.3	11.9	-	13.8	10.7	-
Turnover margin	-1.2	-0.4	-1.9	-	-3.0	-0.4	-
Assist/turnover ratio	1.1	1.3	0.9	-	0.9	1.2	-
STEALS	95	51	44	-	30	65	-
Steals per game	5.6	6.4	4.9	-	6.0	5.4	-
BLOCKS	71	46	25	-	26	45	-
Blocks per game	4.2	5.8	2.8	-	5.2	3.8	-

GAME 18: NEW HAVEN AT ADELPHI

tor Olawoye who have 64 and 62 assists, respectively.

PRESEASON POLL

In a poll of the league’s 13 head coaches, the New Haven men’s basketball team was predicted to win the NE10 title in 2022-23, earning five of the 13 possible first place votes. This comes on the heels of closing out the 2021-22 season with an 18-9 record and earning a trip to the NCAA East Region Semifinal round.

2022-23 Northeast-10 Men’s Basketball Coaches’ Poll

- 1. New Haven – 133 (5)
- 2. Pace – 127 (4)
- 3. Bentley – 126 (4)
- 4. Saint Anselm – 111
- 5. Southern New Hampshire – 102
- 6. Adelphi – 82
- 7. Franklin Pierce – 67
- 8. Le Moyne – 65
- T-9. Assumption – 57
- T-9. Saint Rose – 57
- 11. Saint Michael’s – 43
- 12. Southern Connecticut – 29
- 13 – American International – 15

(#) indicates first-place votes

AT THE HELM

Head coach Ted Hotaling in in the midst of his 12th season strolling the sidelines alongside his Chargers. With 185 career victories, Hotaling stands second among nine head coaches in the history of the New Haven men’s basketball program and with 15 more wins would become just the second coach in program history to win 200 career games. Named the ninth head coach in program history on March 31, 2010, Hotaling led the Chargers to back-to-back appearances in the Northeast-10 Conference Championship game, a pair of nine total appearances in the conference tournament under his tutelage. In addition, Hotaling’s teams have earned four bids to the NCAA Division II National Tournament, the most recent coming in 2022.

BUILDING FOR THE FUTURE

If you haven’t visited North Campus recently you haven’t seen the construction taking place adjacent to Charger



NORTHEAST-10 CONFERENCE STANDINGS

Through Games of Jan 21						
	NE10			OVERALL		
	W	L	PCT	W	L	PCT
Bentley	10	2	.833	15	2	.882
Saint Anselm	10	2	.833	14	4	.778
New Haven	10	2	.833	13	4	.765
So. Connecticut	8	4	.667	13	6	.684
So. New Hampshire	7	4	.636	10	7	.588
Franklin Pierce	6	5	.545	11	7	.611
Pace	6	6	.500	14	6	.700
Le Moyne	6	6	.500	9	11	.450
Assumption	4	8	.333	8	11	.421
Adelphi	3	9	.250	9	11	.450
Saint Michael's	3	9	.250	9	11	.450
Saint Rose	2	10	.167	8	12	.400
American Int'l	2	10	.167	4	16	.200

SCORING BREAKDOWN (NEW HAVEN/OPPONENT)

Game	Pts in Paint	Pts off TOs	2nd ch. Pts.	1st Half Pts.	2nd Half Pts.	OT	FT	FB	Starter	Bench
at Saint Michael's	44/22	9/10	12/6	31/32	43/43	-	9/9	9/11	69/66	5/9
ADELPHI	48/14	15/13	3/10	46/32	36/32	-	8/6	16/14	73/47	9/17
at Saint Rose	42/32	25/15	9/11	29/29	32/32	8/4	9/4	2/8	64/44	5/21
at Indiana (PA)	26/22	7/17	9/6	22/33	38/32	-	8/19	9/8	60/60	0/5
at American Int'l	34/20	6/9	15/3	33/21	48/33	-	13/5	14/4	58/28	23/26
FRANKLIN PIERCE	32/16	7/4	4/7	28/19	39/37	-	10/6	18/5	65/38	2/18
ASSUMPTION	40/26	2/14	0/8	46/37	28/36	-	8/3	14/5	64/66	10/7
BLOOMFIELD	34/30	12/12	0/4	33/24	41/42	-	8/0	16/8	65/43	9/23
at Chestnut Hill	32/24	15/3	7/23	28/37	37/37	-	18/15	2/0	50/56	15/18
MOLLOY	36/26	12/17	12/6	54/35	43/37	-	14/12	18/17	72/40	25/32
LE MOYNE	40/16	10/3	9/1	37/30	32/20	-	6/5	14/13	63/24	6/26
at Georgian Court	28/20	10/13	10/11	37/31	32/29	-	13/4	7/17	57/38	12/22
at Saint Anselm	40/26	11/13	7/13	36/37	36/26	-	10/3	12/14	67/59	5/4
at So. New Hampshire	24/14	1/10	18/13	24/33	28/47	-	12/4	7/1	41/68	11/12
SO CONNECTICUT	28/22	9/20	11/16	32/22	26/29	-	18/11	13/10	56/41	2/10
at Bentley	20/22	7/6	5/4	12/37	48/22	-	2/3	5/7	46/52	14/7
PACE	22/14	13/11	7/9	32/32	24/18	-	7/10	8/3	53/41	3/9
at Adelphi										
at Franklin Pierce										
SAINT ROSE										
AMERICAN INT'L										
SAINT MICHAEL'S										
at Assumption										
STATEN ISLAND										
at Le Moyne										
SAINT ANSELM										

CLASS SCORING

	Fr.	So.	Jr.	Sr.	Gr.
at Saint Michael's	-	-	25	30	19
ADELPHI	-	2	23	21	36
at Saint Rose	2	-	18	28	21
at Indiana (PA)	-	-	14	26	20
at American Int'l	6	14	17	22	22
FRANKLIN PIERCE	-	2	15	28	22
ASSUMPTION	2	2	6	32	32
BLOOMFIELD	2	3	16	30	23
at Chestnut Hill	-	1	20	19	25
MOLLOY	3	14	18	37	25
LE MOYNE	0	3	15	26	25
at Georgian Court	2	0	15	30	22
at Saint Anselm	0	5	32	2	33
at So New Hampshire	4	0	4	29	15
SO CONNECTICUT	0	0	14	21	23
at Bentley	0	14	11	14	21
PACE	0	3	7	17	29
at Adelphi					
at Franklin Pierce					
SAINT ROSE					
AMERICAN INT'L					
SAINT MICHAEL'S					
at Assumption					
STATEN ISLAND					
at Le Moyne					
SAINT ANSELM					
TOTAL	21	63	270	412	413

GAME 18: NEW HAVEN AT ADELPHI

Gymnasium. The site is the future home of the Peterson Performance Center, a state of the art facility that will house strength and conditioning, sports medicine, a new football locker room and meeting space with the ability to be tailored for the many different needs of all 20 varsity Charger athletic teams. The entire facility will measure 7,000 square feet and house 20 Olympic style weightlifting racks and a 60-yard turf agility and conditioning area. Construction is scheduled to be completed during the fall with the building opening for the Spring 2023 semester.

GAME-BY-GAME STARTERS (MIN.)

GAME					
at Saint Michael's	Lane (39)	Olawoye (37)	Majak (31)	Thomas (37)	Perry (29)
ADELPHI	Lane (30)	Olawoye (28)	Majak (26)	Thomas (32)	Perry (28)
at Saint Rose	Lane (43)	Olawoye (40)	Majak (33)	Thomas (42)	Perry (39)
at Indiana (PA)	Lane (36)	Olawoye (36)	Majak (37)	Thomas (37)	Perry (35)
at American Int'l	Lane (25)	Olawoye (26)	Majak (23)	Thomas (26)	Perry (27)
FRANKLIN PIERCE	Lane (35)	Olawoye (33)	Majak (33)	Thomas (35)	Perry (32)
ASSUMPTION	Lane (32)	Olawoye (34)	Majak (35)	Thomas (37)	Perry (35)
BLOOMFIELD	Lane (31)	Olawoye (26)	Majak (32)	Thomas (31)	Perry (33)
at Chestnut Hill	Lane (30)	Olawoye (35)	Majak (27)	Thomas (33)	Perry (31)
MOLLOY	Lane (27)	Olawoye (24)	Majak (26)	Thomas (28)	Perry (27)
LE MOYNE	Lane (33)	Olawoye (28)	Majak (29)	Thomas (36)	Perry (26)
at Georgian Court	Lane (34)	Olawoye (28)	Majak (28)	Thomas (36)	Perry (26)
at Saint Anselm	Lane (40)	Olawoye (38)	Majak (37)	Thomas (40)	Braithwaite (34)
at So. New Hampshire	Lane (30)	Olawoye (31)	Majak (31)	Thomas (30)	Perry (26)
SO CONNECTICUT	Lane (35)	Olawoye (34)	Majak (38)	Thomas (35)	Perry (34)
at Bentley	Lane (40)	Olawoye (15)	Majak (38)	Thomas (37)	Perry (25)
PACE	Lane (35)	Olawoye (35)	Majak (37)	Thomas (36)	Perry (23)
at Adelphi	-	-	-	-	-
at Franklin Pierce	-	-	-	-	-
SAINT ROSE	-	-	-	-	-
AMERICAN INT'L	-	-	-	-	-
SAINT MICHAEL'S	-	-	-	-	-
at Assumption	-	-	-	-	-
STATEN ISLAND	-	-	-	-	-
at Le Moyne	-	-	-	-	-
SAINT ANSELM	-	-	-	-	-

CHARGERS IN THE NE10

TEAM STATS

CATEGORY	RANK	STAT
SCORING OFFENSE	10th	69.4
SCORING DEFENSE	1st	63.4
FG %	4th	45.7
FG % DEFENSE	1st	37.9
FT %	4th	73.0
3-PT FG %	13th	30.9
3-PT FG % DEFENSE	4th	34.9
ASSISTS/GAME	9th	12.8
TOTAL REBOUNDING	3rd	38.4
OFFENSIVE REB.	11th	7.7
DEFENSIVE REB.	2nd	30.6
REBOUNDING MARGIN	4th	3.9
BLOCKED SHOTS/GAME	3rd	4.2
STEALS/GAME	12th	5.6

INDIVIDUAL STATS (TOP 20)

PLAYER	RANK	STAT
POINTS PER GAME		
Ty Perry	8th	14.9
Quashawn Lane	17th	14.8
Davontrey Thomas	17th	13.2
REBOUNDS PER GAME		
Majur Majak	1st	11.7
ASSISTS PER GAME		
Quashawn Lane	6th	3.8
Victor Olawoye	7th	3.6
BLOCKS PER GAME		
Majur Majak	1st	3.2
STEALS PER GAME		
Quashawn Lane	4th	1.6
Victor Olawoye	7th	1.4
FIELD GOAL PERCENTAGE		
Majur Majak	1st	67.4
Quashawn Lane	11th	52.8
3-POINT FG PERCENTAGE		
3-POINT FG MADE PER GAME		
Davontrey Thomas	2nd	2.8
FREE THROW %		
Quashawn Lane	4th	87.0
Victor Olawoye	18th	67.9

SEASON RECORDS

POINTS

1.	Gary Liberatore.....	1,009	1965-66
2.	Gary Liberatore.....	810	1963-64
3.	Gary Liberatore.....	753	1964-65
4.	Herb Watkins.....	681	1987-88
5.	Ronald Riordan.....	667	1969-70
6.	Brian Smith.....	659	1989-90
7.	Jason Williams.....	655	1992-93
	Herb Watkins.....	655	1986-87
9.	Ismael Caro.....	639	2003-04
10.	Gary Battle.....	631	1989-90

POINTS PER GAME

1.	Gary Liberatore.....	35.9	1964-65
2.	Gary Liberatore.....	32.5	1965-66
3.	Gary Liberatore.....	32.4	1963-64
4.	Ronald Riordan.....	30.3	1969-70
5.	Gary Liberatore.....	26.3	1962-63
6.	Ronald Riordan.....	26.1	1968-69
7.	Jason Williams.....	24.3	1992-93
8.	Edgar Maull.....	23.0	1981-82
9.	Jim Allen.....	22.9	1977-78
10.	Herb Watkins.....	22.7	1987-88

FIELD GOALS

1.	Gary Liberatore.....	402	1965-66
2.	Gary Liberatore.....	324	1963-64
3.	Gary Liberatore.....	296	1964-65
4.	Herb Watkins.....	284	1986-87
5.	Herb Watkins.....	265	1987-88
6.	Ronald Riordan.....	260	1969-70
7.	Phil Andros.....	258	1965-66
8.	Edgar Maull.....	250	1981-82
9.	Gary Liberatore.....	249	1962-63
10.	Ken Sinclair.....	248	1983-84

FIELD GOAL PERCENTAGE (min. 100 made)

1.	Mihailo Vasic (126-205).....	.615	2016-17
	Kelvin Jackson (113-189).....	.598	2008-09
3.	Dick Jackson (183-312).....	.587	1964-65
4.	Herb Watkins (194-331).....	.586	1985-86
5.	Robert Jamerson (171-293).....	.584	2010-11
6.	Robert Glover (115-200).....	.575	1995-96
7.	John Raslavsky (140-244).....	.574	1965-66
8.	Nick Zauner (141-248).....	.569	1999-00
9.	Fred Hill (138-243).....	.568	1981-82
10.	Keith Wright (135-238).....	.567	2003-04

THREE-POINT FIELD GOALS

1.	Mike Grove.....	100	1991-92
2.	Mike Grove.....	86	1992-93
3.	Justin Exum.....	82	2012-13
4.	Justin Exum.....	80	2010-11
	Danny Upchurch.....	80	2017-18
6.	Jemal Mosley.....	78	2014-15
7.	Brian Smith.....	71	1989-90
	Elijah Bailey.....	71	2019-20
9.	Justin Exum.....	70	2011-12
10.	Derrick Rowland.....	69	2019-20

THREE-POINT PERCENTAGE (min. 40 made)

1.	Gary Battle (55-113).....	.487	1988-89
2.	Herb Watkins (56-120).....	.467	1987-88
3.	Mike Stys (46-102).....	.451	2010-11
4.	Justin Exum (82-190).....	.432	2012-13
5.	Jerome Goforth (53-123).....	.431	1995-96
6.	Jemal Mosley (48-113).....	.425	2016-17
7.	Alberto Alberdi (62-147).....	.422	2002-03
8.	Jason Williams (66-158).....	.418	1992-93
9.	Brian Smith (71-171).....	.415	1989-90
10.	Gary Battle (60-145).....	.414	1989-90

FREE THROWS

1.	Gary Liberatore.....	205	1965-66
2.	Gary Liberatore.....	162	1963-64
3.	Gary Liberatore.....	161	1964-65
4.	Ronald Riordan.....	147	1969-70
5.	Bill Jeffress.....	143	1986-87
6.	Ronald Riordan.....	136	1968-69
7.	Hency Watt.....	126	1988-89
8.	Tetrick Stonar.....	124	2007-08
	Jim Allen.....	124	1977-78
10.	John Sullivan.....	121	2005-06
	Ismael Caro.....	121	2003-04
	Anthony McKnight.....	121	1985-86

FREE THROW PERCENTAGE (min. 100 made)

1.	Jason Williams (115-125).....	.920	1992-93
2.	Gary Liberatore (161-191).....	.843	1964-65
3.	Jack Nisbet (114-137).....	.832	1966-67
4.	Gary Battle (115-139).....	.827	1989-90
5.	Ronald Riordan (136-167).....	.814	1968-69
6.	Jim Allen (124-153).....	.810	1977-78
7.	Gary Liberatore (205-254).....	.807	1965-66
8.	Jeffery Adkins (117-145).....	.807	2013-14
9.	Tetrick Stonar (124-154).....	.805	2007-08
10.	Ronald Riordan (147-185).....	.795	1969-70

REBOUNDS

1.	Phil Andros.....	672	1965-66
2.	Phil Andros.....	452	1966-67
3.	Joe Pacheco.....	427	1967-68
	John Raslavsky.....	425	1965-66
5.	Don Dempsey.....	390	1967-68
6.	Cameron Drew.....	364	1984-85
7.	Eric Anderson.....	354	2014-15
8.	Eric Anderson.....	352	2013-14
	Joe Pacheco.....	352	1969-70
	Phil Andros.....	352	1964-65

ASSISTS

1.	Jack Nisbet.....	223	1966-67
2.	Ken Coleman.....	193	1986-87
3.	Ken Sinclair.....	192	1983-84
4.	Joe Sclafani.....	186	1982-83
5.	Danny Upchurch.....	179	2017-18
6.	Hency Watt.....	177	1988-89
7.	Ismael Caro.....	175	2003-04
8.	Ken Sinclair.....	172	1982-83
9.	Danny Upchurch.....	163	2016-17
10.	Joe Sclafani.....	162	1981-82

BLOCKS (since 1978)*

1.	Majur Majak	85	2021-22
2.	Eric Anderson.....	75 2013-14
3.	Herb Watkins.....	73 1986-87
4.	Eric Anderson.....	71 2012-13
	Bill Jeffress.....	71 1986-87
6.	Herb Watkins.....	66 1987-88
7.	Bryan Johnson.....	60 1982-83
8.	Kelvin Jackson.....	57 2008-09
9.	Bryan Johnson.....	54 1983-84
	Majur Majak	54	2022-23

* Blocks were not recorded in the 1979-80 season

STEALS (since 1978)

1.	Ismael Caro.....	85	2002-03
2.	Ken Coleman.....	79	1986-87
3.	Ken Coleman.....	78	1987-88
	Herb Watkins.....	78	1987-88
5.	Ismael Caro.....	76	2003-04
6.	Ken Sinclair.....	75	1983-84
7.	Hency Watt.....	70	1988-89
8.	Mike Summers.....	69	1999-00
9.	Herb Watkins.....	63	1986-87
10.	Hency Watt.....	59	1987-88

CAREER RECORDS

SCORING (1,000-Point Club)

1.	Gary Liberatore.....	3,176	1962-66
2.	Herb Watkins.....	1,998	1984-88
3.	Gary Battle.....	1,959	1988-91
4.	Jason Williams.....	1,949	1990-93
5.	Brian Smith.....	1,936	1987-91
6.	Cassius Chaney.....	1,893	2006-10
7.	Jim Allen.....	1,785	1975-79
8.	Elijah Bailey.....	1,780	2016-20
9.	Edgar Maull.....	1,681	1979-83
10.	Hency Watt.....	1,655	1985-89
11.	Justin Exum.....	1,635	2010-14
12.	Phil Andros.....	1,627	1963-67
13.	Mike Grove.....	1,589	1990-93
14.	Eric Anderson.....	1,551	2011-15
15.	Willie Mintz.....	1,408	1978-82
16.	Greg Spicer.....	1,382	1982-86
17.	Bill Jeffress.....	1,354	1984-88
18.	Dick Jackson.....	1,335	1961-65
19.	Ronald Riordan.....	1,323	1968-70
20.	John Sullivan.....	1,322	2003-06
21.	Jeffrey Adkins.....	1,308	2010-14
22.	Derek Rowland.....	1,295	2017-22
23.	Barry Cunningham.....	1,261	1973-77
24.	Jamaal Brooks.....	1,248	2001-05
25.	Ken Coleman.....	1,229	1984-88
26.	Keith Wright.....	1,204	2000-04
27.	Kessly Felizor.....	1,135	2016-20
28.	Larry Haney.....	1,132	1975-79
29.	Cameron Drew.....	1,123	1983-87
30.	Jack Nisbet.....	1,113	1965-69
31.	Jerome Goforth.....	1,101	1994-96
	Anthony McKnight.....	1,101	1983-86
33.	Ismael Caro.....	1,099	2002-04
34.	Dwane Crawford.....	1,095	1990-93
35.	Quashawn Lane.....	1,094	2018-Pres.
36.	Tetrick Stonar.....	1,056	2005-08
37.	Don Dempsey.....	1,042	1964-68
38.	Ken Sinclair.....	1,027	1980-84

FIELD GOALS

1.	Gary Liberatore.....	1,271	1962-66
2.	Herb Watkins.....	846	1984-88
3.	Jim Allen.....	744	1975-79
4.	Brian Smith.....	732	1987-91
5.	Cassius Chaney.....	728	2006-10
6.	Jason Williams.....	725	1989-93
7.	Gary Battle.....	722	1987-91
8.	Edgar Maull.....	705	1979-83
9.	Elijah Bailey.....	638	2016-20
10.	Willie Mintz.....	623	1978-82

FIELD GOAL PERCENTAGE (min. 200 made)

1.	Kelvin Jackson (328-556).....	.590	2006-10
2.	Jon Castaldi (245-427).....	.574	2002-06
3.	Nick Zauner (213-380).....	.561	1997-2000
4.	John Raslavsky (211-378).....	.558	1962-66
5.	Kessly Felizor (400-729).....	.549	2016-20
6.	Bill Jeffress (491-896).....	.548	1984-88
7.	Fred Hill (395-726).....	.544	1980-83
8.	Samont Washington (410-755).....	.543	1998-2001
9.	Phil Andros (555-1,032).....	.538	1963-67*
10.	Keith Wright (494-921).....	.536	2000-04
	Herb Watkins (846-1,578).....	.536	1984-88

*1964-65 field goals made/attempted not available

THREE-POINT FIELD GOALS

1.	Justin Exum.....	294	2010-14
2.	Mike Grove.....	251	1989-93
3.	Derrick Rowland.....	217	2017-22
4.	Elijah Bailey.....	213	2016-20
5.	Alberto Alberdi.....	190	1998-03
	Gary Battle.....	190	1987-91
7.	D.J. Sackmann.....	179	2005-09
8.	Jason Williams.....	177	1989-93
9.	Brian Smith.....	175	1987-91
10.	Jeremy Williams.....	161	2009-13

THREE-POINT PERCENTAGE (min. 100 made)

1.	Jason Williams (177-419).....	.422	1989-93
2.	Jerome Goforth (121-295).....	.410	1994-96
3.	Gary Battle (190-466).....	.408	1987-91
4.	Brian Smith (175-437).....	.400	1987-91
5.	Alberto Alberdi (190-481).....	.395	1998-03
6.	Justin Exum (294-784).....	.375	2010-14
7.	Ken Coleman (106-283).....	.375	1984-88
8.	Mike Grove (251-671).....	.374	1989-93
9.	Darryl Greene (127-344).....	.369	2006-10
	Jemal Mosley (146-396).....	.369	2013-16

FREE THROWS

1.	Gary Liberatore.....	634	1962-66
2.	Hency Watt.....	398	1985-89
3.	Bill Jeffress.....	372	1984-88
4.	Cassius Chaney.....	336	2006-10
5.	Gary Battle.....	325	1987-91
	Jack Nisbet.....	325	1965-69
7.	Jason Williams.....	322	1989-93
8.	John Sullivan.....	314	2002-06
9.	Jeffrey Adkins.....	309	2010-14
10.	Justin Exum.....	303	2010-14
	Ken Coleman.....	303	1984-88

FREE THROW PERCENTAGE (min. 200 made)

1.	Elijah Bailey (291-346).....	.841	2016-20
2.	Justin Exum (303-361).....	.839	2010-14
3.	Jason Williams (322-384).....	.839	1989-93
4.	Gary Battle (325-393).....	.827	1987-91
5.	Darryl Greene (213-264).....	.807	2006-10
6.	Ronald Riordan (283-352).....	.804	1968-70
7.	Jim Allen (297-375).....	.792	1975-79
8.	Gary Liberatore (634-801).....	.792	1962-66
9.	Larry Haney (254-328).....	.774	1975-79
10.	Edgar Maull (271-353).....	.768	1979-83

REBOUNDS

1.	Phil Andros.....	1,732	1963-67
2.	Eric Anderson.....	1,271	2011-15
3.	Joe Pacheco.....	1,214	1966-70
4.	Willie Mintz.....	1,181	1978-82
5.	John Sullivan.....	1,000	2003-06
6.	Don Dempsey.....	931	1964-68
7.	Kessly Felizor.....	922	2016-20
8.	Cassius Chaney.....	903	2006-10
9.	John Raslavsky.....	847	1962-66
10.	Herb Watkins.....	832	1984-88

ASSISTS

1.	Ken Coleman.....	595	1984-88
2.	Ken Sinclair.....	570	1980-84
3.	Jeffery Adkins.....	400	2010-14
4.	Hency Watt.....	399	1985-89
5.	Dwayne Arrington.....	384	1992-96
6.	Quashawn Lane.....	349	2018-Pres
7.	Joe Sclafani.....	348	1981-83
8.	Jack Nisbet*.....	343	1965-69*
9.	Danny Upchurch.....	342	2016-18
10.	Ismael Caro.....	323	2002-04

* Assists were not recorded for all of Nisbet's career

BLOCKS (since 1978)

1.	Eric Anderson.....	238	2011-15
2.	Herb Watkins.....	191	1984-88
3.	Bill Jeffress.....	172	1984-88
4.	Dwane Crawford.....	163	1989-93
5.	Majur Majak.....	139	2021-Pres.
6.	Bryan Johnson.....	127	1981-84
7.	Kelvin Jackson.....	125	2006-10
8.	Keith Wright.....	102	2000-04
9.	Cyrus James.....	94	2011-15
10.	Brian Smith.....	88	1987-91

STEALS (since 1978)

1.	Ken Coleman.....	270	1984-88
2.	Herb Watkins.....	217	1984-88
3.	Hency Watt.....	198	1985-89
4.	Ken Sinclair.....	162	1980-84
5.	Ismael Caro.....	161	2002-04
6.	Mike Summers.....	154	1997-00
	Dwayne Arrington.....	154	1992-96
8.	Kobie Fowler.....	150	1990-93
9.	Brian Smith.....	142	1988-91
10.	Jeffery Adkins.....	133	2010-14

THE LAST TIME

THE LAST TIME A NEW HAVEN STUDENT-ATHLETE...

Scored 20-29 points	Quashawn Lane (21) at Bentley, 01/18/23
Scored 30-39 points.....	Derrick Rowland (31) vs. Saint Michael's, 01/08/22
Scored 40-49 points.....	Ismael Caro (46) vs. Bentley, 01/26/04
Scored 50 points	Ron Riordan (51) vs. Husson (30T), 12/20/69
Made 10 field goals	Ty Perry (10-13) vs. Molloy, 12/29/22
Made 10 free throws	Quashawn Lane (10-11) vs. Southern New Hampshire, 02/10/22
Made 5-9 three-pointers.....	Davontrey Thomas (5) at American International, 11/30/22
Made 10 three-pointers	Justin Exum (11-16) at Le Moyne, 11/28/10
Had 10-14 rebounds	Majur Majak (14) vs Pace, 01/21/23
Had 15-19 rebounds	Majur Majak (16) at Bentley, 01/18/23
Had 20 rebounds.....	Eric Anderson (22) vs. Pace, 02/14/15
Had 10 assists.....	Derrick Rowland (10) vs Holy Family, 12/15/19
Had 5 blocks.....	Majur Majak (9) vs. Southern Connecticut, 01/14/23
Had 5 steals.....	Quashawn Lane (5) vs Pace, 01/21/23
Had a double-double	Majur Majak (11 pts, 12 rebs) at Southern New Hampshire, 01/10/23
Had a triple-double	Eric Anderson (26 pts., 28 rebs., 10 ast.) vs. Saint Anselm, 12/31/14
Had 20 points and 20 rebounds.....	Eric Anderson (20 pts., 22 rebs.) vs. Pace, 02/14/15
Had consecutive double-doubles	Majur Majak at Franklin Pierce 2/14 & vs. Southern Connecticut (12 pts, 18 rebs), 02/16/22
Led team in points, rebounds and assists	Quashawn Lane (20 pts., 6 rebs., 7 assts.) at Southern Connecticut, 12/01/21
Scored in the final 10 seconds to win	Quashawn Lane (driving layup with 0.0 seconds remaining) at Bentley, 01/18/23

THE LAST TIME A NEW HAVEN TEAM...

Allowed 50 points or fewer	vs Pace (W, 56-50), 01/21/23
Won by 20+ points	Molloy (W, 97-72), 12/29/22
Won by 30+ points.....	vs Saint Rose (W, 90-56), 02/08/22
Scored 90+ points	vs Saint Rose (W, 90-56), 02/08/22
Scored 100+ points.....	vs D'Youville (W, 101-52), 11/12/21
Had 50 rebounds.....	51 vs D'Youville (W, 101-52), 11/12/21
Shot 50 percent or better from the field	60.0% vs Molloy (W, 97-72), 12/29/22
Shot 60 percent or better from the field	60.0% vs Molloy (W, 97-72) 12/29/22
Shot 70 percent or better from the field.....	at Pace (32-45, 71.1 percent), 02/18/17
Shot 50 percent or better from three-point range (min. 10 attempts)	vs Stonehill (10-20, 50.0 percent), 01/16/22
Shot 60 percent or better from three-point range (min. 10 attempts)	at Adelphi (15-25, 60.0 percent), 01/04/20
Shot 90 percent or better from the free throw line (min. 10 attempts).....	at Southern Connecticut (11-22, 91.7 percent), 12/01/21
Finished without a three point field goal	vs Merrimack (0-14), 02/25/18
Made 10-14 three-pointers	10 at Bentley, 01/18/23
Made 15 three-pointers	at Adelphi (15-25), 01/04/20
Made more three-point than two-point field goals.....	vs. Southern Connecticut (18 three-pointers, 12 two-pointers), 02/06/19
Had 10 blocked shots.....	vs. Southern Connecticut (10), 02/16/22
Had 10 steals	12 vs. Southern Connecticut, 02/16/22
Had 20 assists.....	26 vs Saint Rose, 02/08/22
Had 4 players in double figures	vs. Le Moyne (Thomas 14, Lane 13, Perry 12, Majak, 12, Olawoye 12), 12/31/22
Had 5 players in double figures	vs. Le Moyne (Thomas 14, Lane 13, Perry 12, Majak, 12, Olawoye 12), 12/31/22
Had 6 players in double figures	at Adelphi (Upchurch 16, Vasic 15, Bourke 13, Kane 13, Rowland 11, Kane 10), 11/18/17
Had all 5 starters in double figures.....	vs. Le Moyne (Thomas 14, Lane 13, Perry 12, Majak, 12, Olawoye 12), 12/31/22
Had 2 players with 20 points.....	vs Saint Michael's (Perry 20, Thomas 20), 11/16/22
Had 3 players with 20 points.....	vs Franklin Pierce (Bailey 21, Felizor 21, Rowland 20), 02/01/20
Had 5 players score 20 points	vs. Baptist (Wilder 31, Cunningham 22, MacLaughlin 22, Carey 21, Seilhamer 20), 01/05/74
Had 2 players with 10 rebounds.....	vs Southern New Hampshire (Majak 10, Thomas 10), 02/10/22
Had 2 players record a double-double.....	vs Southern New Hampshire (Majak 12 pts./10 rebs., Thomas 12 pts./10 rebs.), 02/10/22
Won in overtime	at Saint Rose (W, 69-65), 11/22/22
Lost in overtime	at Adelphi (L, 91-94), 01/04/20
Scored 80 points or more and lost.....	at Adelphi (L, 91-94 ot), 01/04/20
Allowed 50 points or fewer and lost.....	vs. Saint Rose (L, 47-36), 02/07/15
Played a nationally-ranked opponent	vs No. 10 Bentley (W, 60-59), 01/18/23



TED HOTALING

HEAD COACH

TWELFTH SEASON

ALBANY '95

With 179 career victories, Ted Hotaling stands second among nine head coaches in the history of the New Haven men's basketball program and with 21 more wins would become just the second coach in program history to win 200 career games. The 2022-23 season will mark his 12th season strolling the sidelines of Charger Gymnasium.

Named the ninth head coach in program history on March 31, 2010, Hotaling led the Chargers to back-to-back appearances in the Northeast-10 Conference Championship game, a pair of nine total appearances in the conference tournament under his tutelage. In addition, Hotaling's teams have earned four bids to the NCAA Division II National Tournament, the most recent coming in 2022.

Highlighting his 179 career victories was a 79-68 win over crosstown rival Southern Connecticut State University on February 15, 2016 which earned Hotaling his 100th career victory at the helm of the Blue and Gold, becoming the fourth coach at New Haven to reach the century mark. Three years later, to the day, Hotaling earned his 150th career victory when the Chargers posted a 72-61 home win over American International. Overall, Hotaling's .558 winning percentage ranks third in program history, while his record of 55-45 through his first 100 contests was the best since 1995.

Under his guidance, Hotaling has led a host of Chargers to postseason accolades and career records marks. Leading that list is Eric Anderson '15, a two-time All-American (2014, 2015), three-time Northeast-10 Defensive Player of the Year, two-time All-Region and four-time All-Conference performer. Anderson closed out his career at New Haven 14th all-time in scoring (1,551 points) while he also set a school record with 238 career blocks, passing Herb Watkins (191; 1984-88).

Anderson is one of 10 different players who all-totaled hauled in 17 All-Northeast-10 Conference honors under Hotaling. In addition, Hotaling's players have collected five major NE10 distinctions, and four different players have received All-Region honors during his tenure.

In the most recent season completed, Hotaling led the Chargers back to the NCAA Division II Championship for the fourth time in his tenure, advancing to the East Region semifinal round for the second time in as many appearances. Overall, New Haven closed out the 2021-22 season with an 18-9 overall record and a mark of 13-6 in the Northeast-10, finishing second in the Southwest Division.

Among the individual highlights for New Haven was Majur Majak who was named the NE10's Defensive Player of the Year while leading the team, the NE10 and all of NCAA Division II in blocks per game with an average of 3.1, as he closed out the season with a New Haven single season record of 85 blocks. In addition to Majak, point guard Quashawn Lane also earned a spot on the NE10 All-Conference Second Team.

In the Chargers return to the court following the CoVID-19 pandemic shutdown, Hotaling led the Chargers to their second-straight appearance in the NE10 Championship game, wrapping up the 2019-20 campaign with a 15-15 record. As the fifth seed in the Southwest Division, the Chargers were road warriors throughout the tournament, with the highlight of the championship coming in the semifinals when New Haven outlasted Stonehill in an instant three overtime thriller 101-100.

The season prior (2018-19), the Chargers finished with a 21-10 record, their third 20+ win season under Hotaling, after earning an at-large bid to their eighth NCAA Tournament appearance. New Haven's postseason run came to an end against eventual regional champion Saint Anselm, but not before tying their highest win total under Hotaling which was previously set in 2013-14.

The 2017-18 season saw Hotaling lead the Chargers New Haven to the Northeast-10 Conference Championship for a second-straight season and the sixth time in program history. The Chargers earned a bye through the first round before falling to Merrimack in the quarterfinals. Overall, New Haven finished the 2017-18 season with a 17-10 record, the sixth time in the last seven years Hotaling has led New Haven to a winning season.

The Chargers made their fifth appearance in the NE10 Championship under Hotaling in the 2016-17 campaign, closing out the year 15-14 overall. New Haven earned a first round victory over Merrimack 84-58. During the 2015-16 season, Hotaling coached the Chargers to arguably the biggest win in program history when New Haven knocked off crosstown rival Southern Connecticut State. The Blue and Gold led the Owls for all but six minutes as they defeated the No. 2 ranked team, according to the NABC Coaches Poll, 79-66.

HOTALING ALL-TIME VS OPPONENTS

Adelphi.....	12-12	D'Youville	1-0
American Int'l.....	14-9	East Stroudsburg	1-1
Assumption	12-3	Franklin Pierce	9-4
Bentley	8-7	Georgian Court.....	3-0
Bloomfield.....	5-2	Goldey-Beacom.....	0-2
Bridgeport.....	0-1	Holy Family	1-1
Caldwell	0-1	Indiana (Pa.).....	0-1
Chestnut Hill.....	1-1	Le Moyne	11-14
CSI	1-0	LIU Post	3-0
Concordia (N.Y.).....	4-0	Mercy	4-0
Daemen	1-0	Merrimack	7-7
Dominican (N.Y.)	2-1	Molloy.....	4-1
Dowling	4-1	NYIT	1-0

Nyack	1-0
Pace	15-9
Philadelphia.....	0-1
Post.....	2-1
Queens	3-0
Saint Anselm	7-11
Saint Michael's.....	9-4
Saint Rose.....	11-13
Saint Thomas Aquinas	1-4
So. Connecticut State	12-13
So. New Hampshire	8-6
Stonehill.....	8-5
UMass Lowell	1-2

In 2014-15, Hotaling led the Chargers to their fourth-straight winning season, closing out the year with a 15-12 overall record. Among the highlights was senior Eric Anderson who was named Northeast-10 Defensive Player of the Year for a third-straight season, the first time in NE10 history a player has earned the top defensive accolades three years in a row. Anderson was also a repeat member of the NE10 All-Conference First Team and stands as the only Charger to earn first team honors. In addition, Anderson was named a Daktronics/Division II Conference Commissioners Association Third Team All-American and signed a contract to play with the Gladiators Trier in Germany's Basketball Bundesliga ProA League following the season.

Statistically, Anderson led NCAA Division II in rebounds per game (13.1) and defensive rebounds per game (9.85). He was also among the top-10 in the nation in double doubles (8th) and total rebounds (5th).

Hotaling's 2012-13 and 2013-14 teams finished with back-to-back 20-win seasons for the first time since 2002-03 and 2003-04, while also earning back-to-back appearances in the NCAA postseason tournament. Hotaling's 21-9 record in 2013-14 stands as the most wins in a single season under his leadership, while the Chargers' 14-6 record in the NE-10 that season was the second-best since joining the conference in 2008-09. That squad led the nation in personal fouls per game (13.6), while the Chargers ranked second in Division II in fewest turnovers per game (8.9). New Haven also ranked in the top 10 nationally in scoring defense (6th) and field goal percentage defense (9th).

Individually, Hotaling mentored Anderson to NE10 Defensive Player of the Year and All-America Honorable mention recognition - the first such mention for New Haven in 24 years. Anderson finished his junior season leading the Northeast-10 Conference and second in Division II in defensive rebounds per game (8.97). He also ranked third in the nation with 20 double-doubles.

In 2012-13, Hotaling led the Chargers to a 20-9 record - their first 20-win campaign since 2003-04. New Haven reached the NCAA postseason for the first time since 2004 and earned its first win on the national stage since 2003 with a victory over Dominican in the NCAA Division II East Region Quarterfinals.

That season, Hotaling's Chargers led the NE10 and ranked 10th nationally in fewest turnovers committed per game (11.0) and slotted at 13th in the country in scoring defense with an NE10-leading 61.1 points per game allowed. New Haven also finished second in the conference and 38th in Division II in free throw percentage (74.3). Individually, Anderson earned his first NE10 Defensive Player of the Year honor, finishing second in the nation with 18 double-doubles while ranking third with 12.0 rebounds per game and ninth in blocked shots at 2.45 per game.

Hotaling led the Chargers to a 15-13 record in 2011-12 - a seven-win improvement from the previous campaign and the club's first winning season since 2004-05. New Haven also qualified for the Northeast-10 Conference Championship, winning a First Round contest at Pace before falling in a 54-51 heartbreaker at Adelphi in the Quarterfinals.

In his first season as head coach, the Chargers posted an 8-18 overall mark and a 6-16 record in the Northeast-10 Conference. Throughout the season, New Haven ranked among the top three-point shooting teams in Division II. Freshman Justin Exum concluded the season ranked 17th nationally in three-point field goals per game. He was also the highest ranked freshman in that category. As a team, UNH ranked 31st in three-point field goal percentage and 32nd in three-point field goals per game.

With over 15 years of college coaching experience, Hotaling most recently spent five seasons as an assistant at Eastern Kentucky University. While at EKU, the Colonels enjoyed a number of record-setting seasons, including two postseason runs. Hotaling's main responsibilities at EKU included working with the guards and coordinating the program's recruiting efforts.

In 2007, the Colonels earned a berth to the NCAA Division I Men's Basketball Championship tournament. EKU was selected to the College Basketball Invitational this season after amassing a 20-11 regular season record. The Colonels were one of the best offensive teams in the country during Hotaling's tenure as well. In 2010, EKU ranked in the top 10 in three-point field goals made, turnovers per game and assist/turnover ratio. The Colonels also broke the Ohio Valley Conference record for three-pointers made in back-to-back seasons (2008-09 and 2009-10).

Prior to arriving at Eastern Kentucky, Hotaling served four years as a full-time assistant at Yale University from 2001-05. He also served one season as an assistant at UNH in 2000-01. The Niverville, N.Y. native began his coaching career at Adelphi University in 1998 where he spent one season as an assistant.

THE HOTALING FILE

- University of New Haven**
Head Coach (2010-Present)
- University of Eastern Kentucky**
Assistant Coach (2005-10)
- Yale University**
Assistant Coach (2001-05)
- University of New Haven**
Assistant Coach (2000-01)
- Adelphi University**
Assistant Coach (1998-99)
- University at Albany**
Hall of Fame Player (1991-95)

HOTALING
YEAR-BY-YEAR RECORDS

2010-11	8-18
2011-12	15-13
2012-13	20-9
2013-14	21-9
2014-15	15-12
2015-16	8-18
2016-17	15-14
2017-18	17-10
2018-19	21-10
2019-20	15-15
2021-22.....	16-7
2022-23	13-4

Overall Record: 186-141 (.569)
Conference Record: 129-107 (.547)



PLAYER CAREER/SEASON STATS



ANDRE FRANCIS

0

FORWARD

GRADUATE | 6-6 | 185

HARTFORD, CONN. | THE MASTER'S SCHOOL | CONCORD (NY)

SINGLE-GAME SEASON HIGHS

Points: 3, vs Adelphi (11/19/22)
Rebounds: 2, at American Int'l (11/30/22)
Assists: 2, at American Int'l (11/30/22)
Steals:
Blocks:
FG made: 1, vs Adelphi (11/19/22)
FG attempts: 1, 2x - last vs Molloy (12/29/22)
3FG made: 1, vs Adelphi (11/19/22)
3FG attempts: 1, 2x - last vs Molloy (12/29/22)
FT made:
FT attempts:

SINGLE-GAME CAREER HIGHS

Points: 5, 2x - last vs D'Youville (11/13/21)
Rebounds: 3, vs D'Youville (11/13/21)
Assists: 2, 2x - last at American Int'l (11/30/22)
Steals: 2 - last vs D'Youville (11/13/21)
Blocks: 1, vs Adelphi (1/17/22)
FG made: 2, 3x - last vs D'Youville (11/13/21)
FG attempts: 5, vs D'Youville (11/13/21)
3FG made: 1, 4x - last vs Adelphi (11/19/22)
3FG attempts: 3, vs D'Youville (11/13/21)
FT made: 1, at Franklin Pierce (2/14/22)
FT attempts: 2, at Franklin Pierce (2/14/22)

CAREER STATISTICS

Year	GP	GS	Min	Avg	FG	FGA	Pct	FG	FGA	Pct	FT	FTA	Pct	Off	Def	Tot	Avg	PF	FO	Ast	TO	Blk	Stl	Pts	Avg
2018-19	12	0	41	3.4	7	11	.636	1	4	.250	0	0	.000	0	3	3	0.3	8	0	3	3	0	5	15	1.3
2019-20	2	0	5	2.7	0	0	.000	0	0	.000	0	0	.000	0	0	0	0.0	0	0	1	0	0	0	0	0.0
2021-22	10	0	36	3.6	3	10	.300	2	8	.250	1	2	.500	1	8	9	0.9	2	0	3	3	1	3	9	0.9
2022-23	5	0	22	4.4	1	2	.500	1	2	.500	0	0	.000	1	1	2	0.4	4	0	2	0	0	0	3	0.6
at UNH	17	0	63	3.7	4	12	.333	3	10	.300	1	2	.500	2	9	11	0.6	6	0	6	3	1	3	12	0.7
CAREER	29	0	103	3.6	11	23	.478	4	14	.286	1	2	.500	2	12	14	0.5	14	0	9	6	1	8	27	0.9



TARESE MORSE

2

FORWARD

SOPHOMORE | 6-5 | 210

SPRINGFIELD, MASS. | SPRINGFIELD | HUTCHINSON CC

SINGLE-GAME SEASON HIGHS

Points: 2, 2x - last vs Molloy (12/29/22)
Rebounds: 2, at American Int'l (11/30/22)
Assists:
Steals: 1, vs Molloy (12/29/22)
Blocks:
FG made: 1, 2x - last vs Molloy (12/29/22)
FG attempts: 1, 2x - last vs Molloy (12/29/22)
3FG made:
3FG attempts:
FT made:
FT attempts: 1, at American Int'l (11/30/22)

SINGLE-GAME CAREER HIGHS

Points: 2, 2x - last vs Molloy (12/29/22)
Rebounds: 2, at American Int'l (11/30/22)
Assists:
Steals: 1, vs Molloy (12/29/22)
Blocks:
FG made: 1, 2x - last vs Molloy (12/29/22)
FG attempts: 1, 2x - last vs Molloy (12/29/22)
3FG made:
3FG attempts:
FT made:
FT attempts: 1, at American Int'l (11/30/22)

CAREER STATISTICS

Year	GP	GS	Min	Avg	FG	FGA	Pct	FG	FGA	Pct	FT	FTA	Pct	Off	Def	Tot	Avg	PF	FO	Ast	TO	Blk	Stl	Pts	Avg
2022-23	3	0	17	5.5	2	2	1.000	0	0	.000	0	1	.000	2	1	3	1.0	1	0	0	1	0	1	4	1.3
TOTAL	3	0	17	5.5	2	2	1.000	0	0	.000	0	1	.000	2	1	3	1.0	1	0	0	1	0	1	4	1.3

PLAYER CAREER/SEASON STATS



JUSTIN HENDRICK

3

GUARD

SOPHOMORE | 6-2 | 175
 VALLEY STREAM, N.Y. | ST. FRANCIS | NIAGARA CC

SINGLE-GAME SEASON HIGHS

Points: 14, at Bentley (1/18/23)
 Rebounds: 7, vs Molloy (12/29/22)
 Assists: 1, 5x - last at Bentley (1/18/23)
 Steals: 2, at Bentley (1/18/23)
 Blocks:
 FG made: 5, at Bentley (1/18/23)
 FG attempts: 15, at Bentley (1/18/23)
 3FG made: 4, 2x - last at Bentley (1/18/23)
 3FG attempts: 14, at Bentley (1/18/23)
 FT made: 3, vs Molloy (12/29/22)
 FT attempts: 3, vs Molloy (12/29/22)

SINGLE-GAME CAREER HIGHS

Points: 14, at Bentley (1/18/23)
 Rebounds: 7, vs Molloy (12/29/22)
 Assists: 1, 5x - last at Bentley (1/18/23)
 Steals: 2, at Bentley (1/18/23)
 Blocks:
 FG made: 5, at Bentley (1/18/23)
 FG attempts: 15, at Bentley (1/18/23)
 3FG made: 4, 2x - last at Bentley (1/18/23)
 3FG attempts: 14, at Bentley (1/18/23)
 FT made: 3, vs Molloy (12/29/22)
 FT attempts: 3, vs Molloy (12/29/22)

CAREER STATISTICS

Year	GP	GS	Min	Avg	-----Total-----			-----3-Point-----			-----F-Throw-----			-----Rebounds-----										Pts	Avg
2022-23	15	0	167	11.1	FG	FGA	Pct	FG	FGA	Pct	FT	FTA	Pct	Off	Def	Tot	Avg	PF	FO	Ast	TO	Blk	Stl	Pts	Avg
TOTAL	15	0	167	11.1	19	74	.257	11	49	.224	6	10	.600	4	30	34	2.3	10	0	5	15	0	5	55	3.7



QUASHAWN LANE

4

GUARD

GRAD STUDENT | 6-2 | 175
 TRENTON, N.J. | TRENTON CATHOLIC ACADEMY

SINGLE-GAME SEASON HIGHS

Points: 21, at Bentley (1/18/23)
 Rebounds: 7, vs Adelphi (11/19/22)
 Assists: 8, at Saint Michael's (11/16/22)
 Steals: 5, vs Pace (1/21/23)
 Blocks: 2, at Georgian Court (1/4/22)
 FG made: 9, at Bentley (1/18/23)
 FG attempts: 20, at Bentley (1/18/23)
 3FG made: 3, 2x - last at Bentley (1/18/23)
 3FG attempts: 7, at Bentley (1/18/23)
 FT made: 7, at Georgian Court (1/4/22)
 FT attempts: 8, at Georgian Court (1/4/22)

SINGLE-GAME CAREER HIGHS

Points: 23, at Stonehill (3/4/20)
 Rebounds: 10, vs American International (12/7/21)
 Assists: 9, vs Saint Rose (2/8/21)
 Steals: 5, 2x - last vs Pace (1/21/23)
 Blocks: 3, vs Southern Connecticut (3/6/19)
 FG made: 10, at Stonehill (3/4/20)
 FG attempts: 20, at Bentley (1/18/23)
 3FG made: 3, 2x - last at Bentley (1/18/23)
 3FG attempts: 7, at Bentley (1/18/23)
 FT made: 10, vs Southern New Hampshire (2/20/22)
 FT attempts: 11, vs Southern New Hampshire (2/20/22)

CAREER STATISTICS

Year	GP	GS	Min	Avg	-----Total-----			-----3-Point-----			-----F-Throw-----			-----Rebounds-----										Pts	Avg
2018-19	27	26	834	30.9	FG	FGA	Pct	FG	FGA	Pct	FT	FTA	Pct	Off	Def	Tot	Avg	PF	FO	Ast	TO	Blk	Stl	Pts	Avg
2019-20	26	24	825	31.7	89	172	.517	23	54	.426	50	62	.806	12	94	106	4.1	55	0	93	46	6	31	251	9.7
2021-22	26	26	858	33.0	128	261	.490	24	57	.421	71	92	.772	24	113	137	5.3	42	2	100	57	13	36	351	13.5
2022-23	17	17	577	33.9	94	178	.528	16	40	.400	47	54	.870	12	53	65	3.8	28	1	64	41	7	27	251	14.8
TOTAL	96	93	3,093	32.2	198	766	.520	92	193	.425	216	267	.809	65	350	415	4.3	187	4	349	211	34	121	1,094	11.4

PLAYER CAREER/SEASON STATS



JOSHUA HOPSON

5

FORWARD

FRESHMAN | 6-8 | 255
JERSEY CITY, N.J. | MACDUFFIE SCHOOL

SINGLE-GAME SEASON HIGHS

Points: 6, at American Int'l (11/30/22)
Rebounds: 3, 2x - last vs Pace (1/21/23)
Assists: 1, 3x - last vs Bloomfield (12/08/22)
Steals:
Blocks: 1, 2x - last at Georgian Court (1/4/22)
FG made: 3, at American Int'l (11/30/22)
FG attempts: 3, at American Int'l (11/30/22)
3FG made:
3FG attempts:
FT made: 2, at Southern New Hampshire (1/10/23)
FT attempts: 4, at Southern New Hampshire (1/10/23)

SINGLE-GAME CAREER HIGHS

Points: 6, at American Int'l (11/30/22)
Rebounds: 3, 2x - last vs Pace (1/21/23)
Assists: 1, 3x - last vs Bloomfield (12/08/22)
Steals:
Blocks: 1, 2x - last at Georgian Court (1/4/22)
FG made: 3, at American Int'l (11/30/22)
FG attempts: 3, at American Int'l (11/30/22)
3FG made:
3FG attempts:
FT made: 2, at Southern New Hampshire (1/10/23)
FT attempts: 4, at Southern New Hampshire (1/10/23)

CAREER STATISTICS

	-----Total-----			-----3-Point-----			-----F-Throw-----			-----Rebounds-----															
Year	GP	GS	Min	Avg	FG	FGA	Pct	FG	FGA	Pct	FT	FTA	Pct	Off	Def	Tot	Avg	PF	FO	Ast	TO	Blk	Stl	Pts	Avg
2022-23	16	0	93	5.8	9	10	.900	0	0	.000	3	6	.500	5	15	20	1.3	6	0	3	6	2	0	21	1.3
TOTAL	16	0	93	5.8	9	10	.900	0	0	.000	3	6	.500	5	15	20	1.3	6	0	3	6	2	0	21	1.3



TY PERRY

10

FORWARD

SENIOR | 6-3 | 200
BOSTON, MASS. | BRIGHTON | BUFFALO

SINGLE-GAME SEASON HIGHS

Points: 24, vs Molloy (12/29/22)
Rebounds: 9, at Saint Michael's (11/16/22)
Assists: 3, at Georgian Court (1/4/22)
Steals: 3, at Saint Michael's (11/16/22)
Blocks: 1, 2x - last at Georgian Court (1/4/22)
FG made: 10, 2x - last vs Molloy (12/29/22)
FG attempts: 20, at Saint Michael's (11/16/22)
3FG made: 3, at Indiana (Pa.) (11/26/22)
3FG attempts: 7, at Indiana (Pa.) (11/26/22)
FT made: 4, 3x - last at Georgian Court (1/4/22)
FT attempts: 5, 3x - last at American Int'l (11/30/22)

SINGLE-GAME CAREER HIGHS

Points: 24, vs Molloy (12/29/22)
Rebounds: 9, at Saint Michael's (11/16/22)
Assists: 4, 3x - last at Georgian Court (1/4/22)
Steals: 3, 2x - last at Saint Michael's (11/16/22)
Blocks: 1, 3x - last at Georgian Court (1/4/22)
FG made: 10, 2x - last vs Molloy (12/29/22)
FG attempts: 20, at Saint Michael's (11/16/22)
3FG made: 6, 4x - last
3FG attempts: 13, vs St. Bonaventure (1/29/20)
FT made: 7, 2x - last vs Duquesne (2/16/20)
FT attempts: 10, vs George Washington (3/6/19)

CAREER STATISTICS

	-----Total-----			-----3-Point-----			-----F-Throw-----			-----Rebounds-----															
Year	GP	GS	Min	Avg	FG	FGA	Pct	FG	FGA	Pct	FT	FTA	Pct	Off	Def	Tot	Avg	PF	FO	Ast	TO	Blk	Stl	Pts	Avg
2018-19	31	3	428	13.8	58	166	.349	39	112	.348	20	23	.870	10	50	60	1.9	19	0	14	17	1	7	175	5.6
2019-20	30	16	637	21.2	78	195	.400	43	116	.371	25	33	.758	6	68	74	2.5	39	1	17	30	0	19	224	7.5
2020-21	11	2	207	18.8	24	72	.333	15	50	.300	20	25	.800	2	20	22	2.0	9	0	9	10	0	7	83	7.5
2021-22	12	0	70	5.8	11	32	.344	2	12	.167	2	6	.333	5	7	12	1.0	5	0	7	3	0	2	26	2.2
2022-23	16	16	481	30.1	97	210	.462	15	58	.259	30	38	.789	10	45	55	3.4	20	0	26	29	2	13	239	14.9
at UNH	16	16	481	30.1	97	210	.462	15	58	.259	30	38	.789	10	45	55	3.4	20	0	26	29	2	13	239	14.9
Career	100	37	1,823	18.2	268	675	.397	114	348	.328	97	125	.776	33	190	223	2.2	92	1	73	89	3	48	747	7.5

PLAYER CAREER/SEASON STATS



VICTOR OLAWOYE

11

GUARD

GRAD STUDENT | 6-2 | 185
ELMONT, N.Y. | ELMONT MEMORIAL | GANNON

SINGLE-GAME SEASON HIGHS

Points: 18, vs Adelphi (11/19/22)
Rebounds: 7, 2x - last vs Southern Connecticut (1/14/23)
Assists: 8, 2x - last at Indiana (Pa.) (11/26/22)
Steals: 3 at Saint Rose (11/22/22)
Blocks: 2, vs Southern Connecticut (1/14/23)
FG made: 7, vs Adelphi (11/19/22)
FG attempts: 14, at Saint Anselm (1/7/22)
3FG made: 3, vs Adelphi (11/19/22)
3FG attempts: 7, at Saint Rose (11/22/22)
FT made: 5, at American Int'l (11/30/22)
FT attempts: 6, at Saint Anselm (1/7/22)

SINGLE-GAME CAREER HIGHS

Points: 24, vs California (Pa.) (1/22/20)
Rebounds: 8, 2x - last vs Saint Anselm (2/28/22)
Assists: 9, vs Southern New Hampshire (2/10/22)
Steals: 5, vs Saint Thomas Aquinas (3/13/22)
Blocks: 2, vs Southern Connecticut (1/14/23)
FG made: 9, 2x - last vs Edinboro (2/16/19)
FG attempts: 21, vs Edinboro (2/16/19)
3FG made: 6, vs West Chester (11/23/19)
3FG attempts: 11, 2x - last vs California (Pa.) (2/13/19)
FT made: 7, 2x - last at Bloomsburg (12/21/19)
FT attempts: 8, at Bloomsburg (12/21/19)

CAREER STATISTICS

Year					-----Total-----			-----3-Point-----			-----F-Throw-----			-----Rebounds-----													
	GP	GS	Min	Avg	FG	FGA	Pct	FG	FGA	Pct	FT	FTA	Pct	Off	Def	Tot	Avg	PF	FO	Ast	TO	Blk	Stl	Pts	Avg		
2018-19	28	14	783	28.0	94	258	.364	49	146	.336	55	78	.705	28	67	95	3.4	52	0	67	80	3	28	292	10.4		
2019-20	27	14	639	23.7	73	193	.378	32	102	.314	43	58	.741	12	76	88	3.3	54	2	55	57	4	43	221	8.2		
2021-22	26	20	740	28.4	70	157	.446	20	61	.328	37	55	.673	21	77	98	3.8	49	0	90	58	2	41	197	7.6		
2022-23	17	17	530	31.2	53	139	.381	17	62	.274	36	53	.679	8	77	85	5.0	28	0	62	28	3	23	159	9.4		
at UNH	43	37	1,269	29.5	123	296	.416	37	123	.301	73	108	.676	30	154	184	4.3	77	0	152	86	5	64	356	8.3		
Career	98	65	2,692	27.5	290	747	.388	118	371	.318	171	244	.701	70	297	367	3.7	183	2	274	223	12	135	869	8.9		

PLAYER CAREER/SEASON STATS



MAJUR MAJAK

12

CENTER

SENIOR | 7-1 | 235

POUGHKEEPSIE, N.Y. | THE PATRICK SCHOOL | SAINT PETER'S

SINGLE-GAME SEASON HIGHS

Points: 14, vs Franklin Pierce (12/3/22)
Rebounds: 19, vs Le Moyne (12/31/2022)
Assists: 2, 2x - last vs Southern Connecticut (1/14/23)
Steals: 2, at Saint Michael's (11/16/22)
Blocks: 11, vs Southern Connecticut (1/14/23)
FG made: 5, 7x - last at Southern New Hampshire (1/10/23)
FG attempts: 9, vs Pace (1/21/23)
3FG made: 2, vs. Franklin Pierce (12/3/22)
3FG attempts: 3, at Chestnut Hill (12/11/22)
FT made: 6, vs Southern Connecticut (1/14/23)
FT attempts: 6, vs Southern Connecticut (1/14/23)

SINGLE-GAME CAREER HIGHS

Points: 14, vs Saint Rose (2/8/22)
Rebounds: 19, vs Le Moyne (12/31/2022)
Assists: 2, 3x - last vs Southern Connecticut (1/14/23)
Steals: 2, 2x - last at Saint Michael's (11/16/22)
Blocks: 11, vs Southern Connecticut (1/14/23)
FG made: 5, 7x - last at Southern New Hampshire (1/10/23)
FG attempts: 9, vs Pace (1/21/23)
3FG made: 2, vs. Franklin Pierce (12/3/22)
3FG attempts: 3, at Chestnut Hill (12/11/22)
FT made: 6, vs Southern Connecticut (1/14/23)
FT attempts: 6, 2x - last vs Southern Connecticut (1/14/23)

CAREER STATISTICS

					-----Total-----			-----3-Point-----			-----F-Throw-----			-----Rebounds-----											
Year	GP	GS	Min	Avg	FG	FGA	Pct	FG	FGA	Pct	FT	FTA	Pct	Off	Def	Tot	Avg	PF	FO	Ast	TO	Blk	Stl	Pts	Avg
2018-19	22	0	136	6.2	8	14	.571	0	0	.000	4	6	.667	7	19	26	1.2	28	1	1	11	13	3	20	0.9
2019-20	25	16	223	8.9	14	24	.583	0	0	.000	13	16	.813	15	36	51	2.0	34	0	0	12	27	8	41	1.6
2021-22	27	26	613	22.7	67	111	.604	0	4	.000	32	39	.821	57	167	224	8.3	48	1	7	31	85	6	166	6.1
2022-23	17	17	551	32.4	60	89	.674	4	11	.364	18	22	.818	34	165	199	11.7	34	0	13	22	54	10	142	8.4
at UNH	44	43	1,164	26.5	127	200	.635	4	15	.267	50	61	.820	91	332	423	9.6	82	1	20	53	139	16	308	7.0
Career	91	59	1,523	16.7	149	238	.626	4	15	.267	67	83	.807	113	387	500	5.5	144	2	21	76	179	27	369	4.1



CHRISTIAN KELLMAN

13

GUARD

SOPHOMORE | 6-10 | 170

LITTLE NECK, N.Y. | JOHN ADAMS

SINGLE-GAME SEASON HIGHS

Points:
Rebounds:
Assists:
Steals:
Blocks:
FG made:
FG attempts:
3FG made:
3FG attempts:
FT made:
FT attempts:

SINGLE-GAME CAREER HIGHS

Points: 4, at Staten Island (11/12/21)
Rebounds: 2, vs D'Youville (11/13/21)
Assists:
Steals:
Blocks:
FG made: 2, at Staten Island (11/12/21)
FG attempts: 2 - 3x - last at Molloy (11/17/21)
3FG made:
3FG attempts: 1, 2x - last at Franklin Pierce (2/14/22)
FT made:
FT attempts: 2, vs Southern New Hampshire (2/10/22)

CAREER STATISTICS

					-----Total-----			-----3-Point-----			-----F-Throw-----			-----Rebounds-----													
Year	GP	GS	Min	Avg	FG	FGA	Pct	FG	FGA	Pct	FT	FTA	Pct	Off	Def	Tot	Avg	PF	FO	Ast	TO	Blk	Stl	Pts	Avg		
2021-22	7	0	17	2.5	6	9	.667	0	2	.000	0	2	.000	1	4	5	0.7	2	0	0	1	0	0	12	1.7		
2022-23	2	0	5	2.3	0	0	.000	0	0	.000	0	0	.000	0	0	0	0.0	2	0	0	1	0	0	0	0.0		
TOTAL	9	0	22	2.4	6	9	.667	0	2	.000	0	2	.000	1	4	5	0.6	4	0	0	2	0	0	12	1.3		

PLAYER CAREER/SEASON STATS



KENDALL MCMILLAN

15

GUARD

SENIOR | 6-1 | 180
BALTIMORE, MD. | MOUNT SAINT JOSEPH

SINGLE-GAME SEASON HIGHS

Points: 6, 3x - last at Southern New Hampshire (1/10/23)
Rebounds: 6, vs Bloomfield (12/08/22)
Assists: 2, 2x - last vs Molloy (12/29/22)
Steals: 1, 3x - last vs Molloy (12/29/22)
Blocks:
FG made: 3, vs Assumption (12/6/22)
FG attempts: 3, 4x - last vs Southern Connecticut (1/14/23)
3FG made: 1, at Southern New Hampshire (1/10/23)
3FG attempts: 2, vs Southern Connecticut (1/14/23)
FT made: 2, 3x - last vs Molloy (12/29/22)
FT attempts: 5, at Chestnut Hill (12/11/22)

SINGLE-GAME CAREER HIGHS

Points: 10, at Florida Southern (11/29/19)
Rebounds: 6, vs Bloomfield (12/8/22)
Assists: 8, vs D'Youville (11/13/21)
Steals: 2, last vs Adelphi (1/17/22)
Blocks: 1, at Southern Connecticut (11/28/18)
FG made: 5, at Florida Southern (11/29/19)
FG attempts: 10, at Florida Southern (11/29/19)
3FG made: 1, 5x - last at Southern New Hampshire (1/10/23)
3FG attempts: 3, 2x - last vs Southern New Hampshire (2/10/22)
FT made: 4, vs D'Youville (11/13/21)
FT attempts: 5, at Chestnut Hill (12/11/22)

CAREER STATISTICS

Year	GP	GS	Min	Avg	FG	FGA	Pct	FG	FGA	Pct	FT	FTA	Pct	Off	Def	Tot	Avg	PF	FO	Ast	TO	Blk	Stl	Pts	Avg
2018-19	12	0	91	7.6	8	20	.400	1	5	.200	2	8	.250	0	6	6	0.5	10	0	11	8	1	1	19	1.6
2019-20	5	1	63	12.6	10	21	.476	1	4	.250	0	1	.000	2	6	8	1.6	3	0	9	6	0	1	21	4.2
2021-22	23	0	199	8.6	16	45	.422	2	7	.286	17	18	.944	5	24	29	1.3	17	0	32	23	0	12	57	2.5
2022-23	14	0	107	7.6	11	25	.440	1	6	.167	8	14	.571	3	17	20	1.4	2	0	8	10	0	3	31	2.2
Career	54	1	460	8.5	48	111	.432	5	22	.227	27	41	.659	10	53	63	1.2	32	0	60	47	1	17	128	2.4



ADRIEL GILL

20

GUARD

SENIOR | 6-2 | 195
MERIDEN, CONN. | PLATT

SINGLE-GAME SEASON HIGHS

Points:
Rebounds:
Assists:
Steals:
Blocks:
FG made:
FG attempts:
3FG made:
3FG attempts:
FT made:
FT attempts:

SINGLE-GAME CAREER HIGHS

Points:
Rebounds: 1, at Franklin Pierce (2/14/22)
Assists:
Steals:
Blocks:
FG made:
FG attempts:
3FG made:
3FG attempts:
FT made:
FT attempts:

CAREER STATISTICS

Year	GP	GS	Min	Avg	FG	FGA	Pct	FG	FGA	Pct	FT	FTA	Pct	Off	Def	Tot	Avg	PF	FO	Ast	TO	Blk	Stl	Pts	Avg
2021-22	1	0	1	1.0	0	0	.000	0	0	.000	0	0	.000	0	1	1	1.0	0	0	0	1	0	0	0	0.0
2022-23																									
Total	1	0	1	1.0	0	0	.000	0	0	.000	0	0	.000	0	1	1	1.0	0	0	0	1	0	0	0	0.0

PLAYER CAREER/SEASON STATS



ETHAN SIMMON

21

FORWARD

FRESHMAN | 6-5 | 190
EDISON, N.J. | ST JOSEPH METUCHEN

SINGLE-GAME SEASON HIGHS

Points:
Rebounds:
Assists:
Steals:
Blocks:
FG made:
FG attempts:
3FG made:
3FG attempts:
FT made:
FT attempts:

SINGLE-GAME CAREER HIGHS

Points:
Rebounds:
Assists:
Steals:
Blocks:
FG made:
FG attempts:
3FG made:
3FG attempts:
FT made:
FT attempts:

CAREER STATISTICS

		-----Total-----			-----3-Point-----			-----F-Throw-----			-----Rebounds-----														
Year	GP	GS	Min	Avg	FG	FGA	Pct	FG	FGA	Pct	FT	FTA	Pct	Off	Def	Tot	Avg	PF	FO	Ast	TO	Blk	Stl	Pts	Avg
2022-23																									
TOTAL																									



JASON EDOKPAYI

22

FORWARD

SOPHOMORE | 6-6 | 220
LAUREL, MD. | MOUNT ST JOSEPH | FAIRFIELD

SINGLE-GAME SEASON HIGHS

Points: 4, vs Molloy (12/29/22)
Rebounds: 3, at Saint Michael's (11/16/22)
Assists:
Steals:
Blocks:
FG made: 2, vs Molloy (12/29/22)
FG attempts: 3, at Saint Michael's (11/16/22)
3FG made:
3FG attempts:
FT made:
FT attempts:

SINGLE-GAME CAREER HIGHS

Points: 8, at Manhattan (3/5/21)
Rebounds: 5, 2x - last vs Medgar Evers (11/16/21)
Assists: 1, at Manhattan (3/5/21)
Steals: 1, 3x - last vs Medgar Evers (11/16/21)
Blocks: 1, at Manhattan (3/5/21)
FG made: 4, at Manhattan (3/5/21)
FG attempts: 5, at Manhattan (3/5/21)
3FG made:
3FG attempts: 1, 2x - last vs Saint Peter's (3/12/21)
FT made: 1, vs Quinnipiac (2/7/21)
FT attempts: 2, vs Quinnipiac (2/7/21)

CAREER STATISTICS

		-----Total-----			-----3-Point-----			-----F-Throw-----			-----Rebounds-----														
Year	GP	GS	Min	Avg	FG	FGA	Pct	FG	FGA	Pct	FT	FTA	Pct	Off	Def	Tot	Avg	PF	FO	Ast	TO	Blk	Stl	Pts	Avg
2019-20	9	5	73	8.2	8	16	.500	0	2	.000	1	3	.333	3	6	9	1.0	4	0	1	0	1	2	17	1.9
2021-22	3	0	18	5.9	4	6	.667	0	0	.000	0	0	.000	2	5	7	2.3	1	0	0	1	0	1	8	2.7
2022-23	6	0	22	3.7	2	5	.400	0	0	.000	0	0	.000	2	3	5	0.8	4	0	0	2	0	0	4	0.7
at UNH	6	0	22	3.7	2	5	.400	0	0	.000	0	0	.000	2	3	5	0.8	4	0	0	2	0	0	4	0.7
Career	18	5	113	6.3	14	27	.519	0	2	.000	1	3	.333	7	14	21	1.2	9	0	1	3	1	3	29	1.6

PLAYER CAREER/SEASON STATS



SEAN BRAITHWAITE

23

FORWARD

JUNIOR | 6-6 | 220
CENTER MORICHES, N.Y. | CENTER MORICHES

SINGLE-GAME SEASON HIGHS

Points: 8, at Chestnut Hill (12/11/22)
Rebounds: 3, 3x - last at Saint Anselm (1/7/22)
Assists: 3, vs Adelphi (11/19/22)
Steals: 3, at Bentley (1/18/23)
Blocks: 1, 2 - last vs Bloomfield (12/8/22)
FG made: 3, 2x - last at Saint Anselm (1/7/22)
FG attempts: 6, vs Bloomfield (12/8/22)
3FG made: 2, vs Molloy (12/29/22)
3FG attempts: 3, 2x - last at Georgian Court (1/4/22)
FT made: 2, at Saint Anselm (1/7/22)
FT attempts: 2, 7x - last at Southern New Hampshire (1/10/23)

SINGLE-GAME CAREER HIGHS

Points: 12, at Molloy (11/17/21)
Rebounds: 3, 5x - last at Saint Anselm (1/7/22)
Assists: 3, 2x - last vs Adelphi (11/19/22)
Steals: 2, 2x - last at Saint Rose (12/4/21)
Blocks: 1, 4x - last vs Bloomfield (12/8/22)
FG made: 4, at Molloy (11/17/21)
FG attempts: 7, vs D'Youville (11/13/21)
3FG made: 4, at Molloy (11/17/21)
3FG attempts: 4, 2x - last at Molloy (11/17/21)
FT made: 3, vs D'Youville (11/13/21)
FT attempts: 5, vs D'Youville (11/13/21)

CAREER STATISTICS

					-----Total-----			-----3-Point-----			-----F-Throw-----			-----Rebounds-----												
Year	GP	GS	Min	Avg	FG	FGA	Pct	FG	FGA	Pct	FT	FTA	Pct	Off	Def	Tot	Avg	PF	FO	Ast	TO	Blk	Stl	Pts	Avg	
2019-20	6	0	45	7.5	2	6	.333	0	3	.000	0	0	.000	2	4	6	1.0	6	0	1	0	1	1	4	0.7	
2021-22	21	3	250	11.9	16	43	.372	6	22	.273	4	13	.308	12	8	20	1.0	21	0	8	10	1	9	42	2.0	
2022-23	17	1	269	15.8	17	42	.405	5	20	.250	6	12	.500	8	12	20	1.2	22	0	11	10	2	4	45	2.6	
Career	44	4	564	12.8	35	91	.385	11	45	.244	10	25	.400	22	24	46	1.0	49	0	20	20	4	14	91	2.1	



KYLE KEARSON

25

FORWARD

FRESHMAN | 6-4 | 170
WEST HAVEN, CONN. | WEST HAVEN

SINGLE-GAME SEASON HIGHS

Points:
Rebounds:
Assists:
Steals:
Blocks:
FG made:
FG attempts:
3FG made:
3FG attempts:
FT made:
FT attempts:

SINGLE-GAME CAREER HIGHS

Points:
Rebounds:
Assists:
Steals:
Blocks:
FG made:
FG attempts:
3FG made:
3FG attempts:
FT made:
FT attempts:

CAREER STATISTICS

Year	GP	GS	Min	Avg	-----Total-----			-----3-Point-----			-----F-Throw-----			-----Rebounds-----				PF	FO	Ast	TO	Blk	Stl	Pts	Avg
					FG	FGA	Pct	FG	FGA	Pct	FT	FTA	Pct	Off	Def	Tot	Avg								
2022-23																									
TOTAL																									

PLAYER CAREER/SEASON STATS



DAVONTREY THOMAS

34

FORWARD

JUNIOR | 6-5 | 200
POUGHKEEPSIE, N.Y. | POUGHKEEPSIE

SINGLE-GAME SEASON HIGHS

Points: 25, at Saint Anselm (1/7/22)
Rebounds: 11, at Georgian Court (1/4/22)
Assists: 3, 2x - last vs Le Moyne (12/31/2022)
Steals: 3, vs Molloy (12/29/22)
Blocks: 1, at Indiana (Pa.) (11/26/22)
FG made: 10, at Saint Anselm (1/7/22)
FG attempts: 15, 2x - last at Georgian Court (1/4/22)
3FG made: 5, at American Int'l (11/30/22)
3FG attempts: 12, at Georgian Court (1/4/22)
FT made: 3, 2x - last vs Southern Connecticut (1/14/23)
FT attempts: 4, 3x - last vs Southern Connecticut (1/14/23)

SINGLE-GAME CAREER HIGHS

Points: 31, at Staten Island (11/12/21)
Rebounds: 14, at Bentley (2/28/20)
Assists: 6, vs Holy Family (12/15/19)
Steals: 3, 4x - last vs Molloy (12/29/22)
Blocks: 1, 11x - last at Indiana (Pa.) (11/26/22)
FG made: 10, 2x - last at Saint Anselm (1/7/22)
FG attempts: 16, at American International (1/5/22)
3FG made: 5, 3x - last at American Int'l (11/30/22)
3FG attempts: 11, at American Int'l (11/30/22)
FT made: 7, 2x - last at Staten Island (11/12/21)
FT attempts: 8, at State Island (11/12/21)

CAREER STATISTICS

Year	GP	GS	Min	Avg	Total			3-Point			F-Throw			Rebounds				PF	FO	Ast	TO	Blk	Stl	Pts	Avg
					FG	FGA	Pct	FG	FGA	Pct	FT	FTA	Pct	Off	Def	Tot	Avg								
2019-20	30	29	789	26.3	85	176	.483	45	113	.398	27	30	.900	23	120	143	4.8	37	0	28	26	6	8	242	8.1
2021-22	27	27	837	31.0	127	263	.483	54	136	.397	49	60	.817	35	89	124	4.6	43	0	35	29	4	20	357	13.2
2022-23	17	17	585	34.4	80	198	.404	46	127	.362	19	27	.704	20	56	76	4.5	19	0	23	17	1	9	225	13.2
Career	74	73	2,211	29.9	292	637	.458	145	376	.386	95	117	.812	78	265	343	4.6	99	0	86	72	11	37	824	11.1

GAME 18: NEW HAVEN AT ADELPHI

New Haven at Saint Michael's
Nov. 16, 2022 • Colchester, VT

Game 1



New Haven - 74																	
Record: 0-1 (0-1)																	
NO.	Name	Min	FG	3P	FT	Rebounds	Fouls	TP	AS	TO	ST	Blocks	BS	BA			
10	Tyrone Perry	F 28:50	8-20	0-3	4-5	4	5	9	1	4	20	0	3	0	0	-2	
34	Davontrey Thomas	F 36:46	8-14	4-8	0-0	1	2	3	1	0	20	2	1	0	0	-7	
12	Major Majak	C 30:34	5-7	0-0	0-1	0	7	7	2	1	10	2	2	2	2	1	4
4	Quashawn Lane	G 38:53	3-8	0-1	4-4	1	4	5	2	4	10	8	4	1	1	1	-3
11	Victor Olawoye	G 36:43	4-6	1-2	0-0	0	5	5	3	1	9	3	1	1	0	0	-2
22	Jason Edokpayi	09:18	0-3	0-0	0-0	1	2	3	1	1	0	0	0	0	0	0	-6
3	Justin Hendrick	03:27	0-0	0-0	0-0	0	0	0	1	0	0	0	0	0	0	0	2
23	Sean Braithwaite	15:29	2-2	0-0	1-2	1	2	3	0	1	5	1	2	0	1	0	9
Team						2	2	4				0				1	
Totals			30-60	5-14	9-12	10	29	39	11	12	74	16	14	7	4	3	-1
Technical Fouls: Hendrick 1 st 10:14																	
Shooting By Period																	
1 st		FG%	14-34	41.2%													
2 nd		FG%	1-6	16.7%													
3 rd		FG%	2-2	100%													
4 th		FG%	16-26	61.5%													
1 st		3PT%	4-8	50.0%													
2 nd		3PT%	0-1	7.10													
3 rd		3PT%	0-0	0.00													
4 th		3PT%	30-50	60.0%													
GM		FG%	51-154	35.7%													
FT		FG%	9-12	75.0%													
Dead Ball Rebounds: 2.0																	

Saint Michael's - 75																																						
Record: 3-0 (1-0)																																						
NO.	Name	Min	FG	3P	FT	Rebounds	Fouls	TP	AS	TO	ST	Blocks	BS	BA																								
2	Kasai Brown	F 29:57	4-11	2-6	1-1	0	2	2	2	11	2	3	4	2	-2																							
23	Jacob Duniver	F 34:10	2-7	2-6	0-0	0	7	7	0	6	1	0	2	1	1	4																						
34	Joël Kabimba	F 29:32	10-18	4-9	0-0	2	5	7	4	1	24	3	1	0	0	1																						
11	Romar Reid	G 34:07	1-3	0-2	0-0	1	1	2	1	1	2	5	2	0	0	-1																						
15	CJ Crews	G 30:15	7-11	5-8	4-6	0	1	1	0	3	23	4	0	0	0	-2																						
4	Chuma Oyigbo	11:28	0-0	0-0	0-0	2	2	0	0	0	1	0	0	0	0	0																						
5	Alan Brzezinski	12:14	1-5	1-4	4-5	0	0	0	3	3	7	0	2	0	0	1																						
20	Dario Milojevic	10:28	1-1	0-0	0-0	1	0	1	0	2	0	1	0	0	0	-4																						
0	Matt Houde	05:53	0-1	0-0	0-0	0	1	0	0	0	0	1	1	0	0	2																						
30	Nic Button	01:56	0-2	0-0	0-0	1	0	1	0	0	0	0	0	0	1	2																						
Team						0	2	2				0				1																						
Totals			26-59	14-35	9-12	5	21	26	13	10	75	18	10	8	3	4	1																					
Technical Fouls: Brzezinski 1 st 10:14																																						
<div><div>Shooting By Period</div><table><tr><td>1st FGM</td><td>12-33</td><td>36.4%</td></tr><tr><td>1st FT%</td><td>6-19</td><td>31.6%</td></tr><tr><td>2nd FGM</td><td>14-26</td><td>53.8%</td></tr><tr><td>2nd FT%</td><td>8-16</td><td>50.0%</td></tr><tr><td>3rd FGM</td><td>7-10</td><td>70%</td></tr><tr><td>3rd FT%</td><td>26-59</td><td>44.1%</td></tr><tr><td>3rd FT%</td><td>14-35</td><td>40.0%</td></tr><tr><td>FT%</td><td>9-12</td><td>75.0%</td></tr></table></div> <div>Dead Ball Rebounds: 2.0</div>															1 st FGM	12-33	36.4%	1 st FT%	6-19	31.6%	2 nd FGM	14-26	53.8%	2 nd FT%	8-16	50.0%	3 rd FGM	7-10	70%	3 rd FT%	26-59	44.1%	3 rd FT%	14-35	40.0%	FT%	9-12	75.0%
1 st FGM	12-33	36.4%																																				
1 st FT%	6-19	31.6%																																				
2 nd FGM	14-26	53.8%																																				
2 nd FT%	8-16	50.0%																																				
3 rd FGM	7-10	70%																																				
3 rd FT%	26-59	44.1%																																				
3 rd FT%	14-35	40.0%																																				
FT%	9-12	75.0%																																				

Points from														
Turnovers														
Paint														
Second Chance														
Fast Breaks														
Bench														
UNH			SMC			Period by Period Scoring								
1st			2nd			TOT								
31			43			74								
SMC			32			43								

New Haven at Saint Rose
Nov. 22, 2022 • Albany, NY

Game 3



New Haven - 69															
Record: 2-1 (2-1)															
NO.	Name	Min	FG	3P	FT	Rebounds	Fouls	TP	AS	TO	ST	Blocks	BS	BA	
10	Tyrone Perry	F 38:48	10-18	0-3	2-3	1	4	5	3	4	22	2	6	2	
34	Davontrey Thomas	F 41:54	5-7	2-4	3-4	0	4	4	0	4	15	2	1	0	
12	Major Majak	C 32:49	3-5	0-1	0-0	3	7	10	3	0	8	1	1	2	
4	Quashawn Lane	G 43:31	7-11	0-1	2-3	0	4	4	2	6	16	4	3	1	
11	Victor Olawoye	G 39:57	2-12	0-7	1-2	0	4	1	2	5	0	7	3	0	
22	Jason Edokpayi	04:07	0-0	0-0	0-0	1	0	1	0	0	0	1	0	0	
15	Kendall McMillan	06:32	0-1	0-1	0-0	1	1	2	0	0	0	1	1	0	
23	Sean Braithwaite	09:18	1-4	0-2	1-2	0	1	1	0	1	3	0	0	0	
5	Joshua Hopson	08:04	1-1	0-0	0-0	0	0	0	1	0	2	0	0	0	
Team						1	4	5				0			
Totals			29-59	2-19	9-14	7	29	36	10	17	69	10	21	8	2
Technical Fouls: NONE															
Shooting By Period															
1 st FG%		12-25		48.0%											
2 nd FG%		3-8		37.5%											
3 rd FG%		5-10		50.0%											
4 th FG%		5-8		62.5%											
2 nd GM FG%		14-26		53.8%											
3 rd GM FG%		0-0		0.0%											
4 th GM FG%		4-6		66.7%											
OT FG%		3-8		37.5%											
1 st FT%		3-3		100%											
2 nd FT%		3-3		66.7%											
GM FT%		29-59		49.2%											
3 rd FT%		2-19		10.5%											
4 th FT%		9-14		64.3%											

Saint Rose - 65																		
Record: 2-3 (0-2)																		
NO.	Name	Min	FG	3P	FT	Rebounds	Fouls	TP	AS	TO	ST	Blocks	BS	BA				
23	Juran Ligonde	F 32:57	4-10	0-2	2-2	2	6	8	1	4	7	0	5	1	0	1	-8	
3	Matt Constant	G 24:18	3-13	1-11	0-0	1	2	3	4	1	7	2	1	3	1	0	-1	
11	Shane O'Dell	G 39:26	9-17	3-6	0-0	4	3	7	3	2	21	0	3	2	1	1	-12	
12	Keegan Zoller	F 21:01	2-5	2-5	0-0	3	3	1	0	6	0	2	1	0	0	0	3	
20	Sean Dadey	G 30:05	0-1	0-1	0-0	1	5	6	2	1	0	9	2	2	0	0	-8	
22	Eric Fleming	18:23	3-9	1-3	2-2	2	2	4	1	0	9	0	5	0	0	0	-1	
35	Josh McGettigan	33:45	2-8	0-4	0-0	2	2	2	4	0	0	1	1	1	0	1	-2	
2	Frankie Phelan	14:25	1-1	0-0	0-0	1	1	2	2	1	2	1	2	0	0	0	4	
21	Max Jusianiec	10:10	2-6	2-4	0-0	0	0	0	0	6	0	0	0	0	0	0	7	
Team						2	1	3				0				2		
Totals			26-70	9-36	4-4	13	25	38	17	10	65	13	21	12	3	2	-4	
Technical Fouls: Ligonde 2 nd 16:11																		
Shooting By Period																		
1 st FG		11-27	40.7%															
1 st 3P		3-15	20.0%															
1 st FT		4-4	100%															
2 nd FG		13-36	36.1%															
2 nd 3P		6-17	35.3%															
2 nd FT		0-0	0%															
3 rd FG		2-7	28.6%															
3 rd 3P		0-0	0%															
3 rd FT		0-0	0%															
GM FG		26-70	37.1%															
GM 3P		9-36	25.0%															
GM FT		4-4	100.0%															

Points from														
Turnovers														
Paint														
Second Chance														
Fast Breaks														
Bench														
UNH			STR			Period by Period Scoring								
1st			2nd			TOT								
29			32			61								
STR			29			32								

New Haven vs Adelphi
Nov. 19, 2022 • West Haven, CT

Game 2



Adelphi - 64																		
Record: 2-2 (0-1)																		
NO.	NAME	Min	FG		3P		FT	Rebounds		Fouls		TP	AS	TO	ST	Blocks		+/-
			M-A	P-A	M-A	P-A		OR	DR	PF	FF					BS	BA	
10	Mason Jackson	F 25:46	1-4	0-3	0-0	0	1	1	1	0	2	0	1	0	0	0	-31	1st FG% 10-28 35.7% 3PT% 7-22 31.8% FT% 5-5 100%
15	Andrew Delaney	F 25:51	2-5	2-4	0-2	2	6	8	2	2	6	3	2	0	0	1	-13	
21	Aristotelis Sotiriou	F 24:47	6-11	1-4	2-3	0	4	4	3	4	15	2	2	2	0	2	-6	2nd FG% 13-33 39.4% 3PT% 5-17 29.4% FT% 1-5 20%
3	Ronnie Silva	G 36:30	7-18	6-16	1-1	0	1	1	2	2	21	5	3	0	0	0	-20	
11	Matthew Price	G 09:39	0-0	0-0	0-0	0	0	0	0	0	0	0	0	0	0	0	-12	GM FG% 23-61 37.7% 3PT% 12-39 30.8% FT% 6-10 60.0%
1	Dayshawn Walton	T 28:36	3-10	0-0	2-7	9	1	3	6	4	3	1	1	0	2	0	-1	
2	Elijah Lewis	T 28:54	2-6	1-2	3-4	0	0	0	1	1	8	0	0	0	0	0	2	
22	Jake Hlywiyak	T 10:51	1-2	1-2	0-0	1	2	3	0	1	3	0	0	0	0	0	-7	
25	Christian Ceviss	T 05:36	0-0	0-0	0-0	0	1	1	1	1	0	0	0	0	0	0	-1	
22	Atem Choi	T 03:30	0-0	0-0	0-0	0	1	1	1	0	0	0	0	0	0	0	2	
Dead Ball Rebounds: 2-0																		

GAME 18: NEW HAVEN AT ADELPHI

New Haven at American International
Nov. 30, 2022 • Springfield, MA

Game 5



Official Basketball Box Score - Final

New Haven at American Int'l

11/30/22 Henry A. Bulova Gym, Springfield

2022-23 Men's Basketball

Game Time: 7:30 PM

Game Duration: 1:30

New Haven - 81

Record: 3-2 (3-1)

NO. Name	Min	FG M-A	3P M-A	FT M-A	Rebounds OR DR FT	Fouls PP FT	TP	AS	TO	ST	Blocks BS BA	+/-		
10 Tyrone Perry	F 26:43	5-8	0-2	4-5	2 2 4	0 3	14	1	1	0	0	16		
34 Davontrey Thomas	F 26:02	5-12	5-11	1-2	1 2 3	0 1	16	0	0	0	0	12		
12 Major Majak	C 22:47	3-6	0-0	0-0	3 8 11	0 1	6	1	1	0	1	33		
4 Quashawn Lane	G 25:14	7-9	0-1	0-0	0 3 3	2 0	14	1	3	2	0	32		
11 Victor Olawoye	G 26:02	1-4	1-2	5-5	1 5 6	1 4	8	4	2	1	0	13		
5 Joshua Hopson	G 13:26	3-3	0-0	0-0	1 2 3	0 0	6	1	1	0	0	1		
15 Kendall McMillan	09:01	0-2	0-0	2-2	0 2 2	0 1	2	0	1	0	0	-10		
3 Justin Hendrick	19:43	4-8	4-7	0-0	0 6 6	1 1	12	1	0	0	0	19		
23 Sean Braithwaite	16:46	0-1	0-0	1-2	0 0 0	0 1	1	1	1	0	0	17		
0 Andre Francis	08:39	0-0	0-0	0-0	1 1 2	1 0	1	0	2	0	0	5		
22 Jason Edokpayi	00:20	0-0	0-0	0-0	0 0 0	1 0	1	0	0	0	0	0		
2 Tarese Morse	05:17	1-1	0-0	0-1	1 1 2	1 1	2	0	0	0	0	-3		
Team					1 0 1	0	0	0	0	0	0			
Totals	29:54	10-23	13-17	11-32	43	7	13	81	12	10	3	1	0	27

Shooting By Period

1st FG%	12-30	40.0%
2nd FG%	5-13	38.5%
3rd FG%	4-6	66.7%
4th FG%	17-24	70.8%
3PT%	5-10	50.0%
FT%	9-11	81.8%
GM FG%	29-54	53.7%
3PT%	10-23	43.5%
FT%	13-17	76.5%


Dead Ball Rebounds: 3.1

American Int'l - 54										Record: 2-5 (1-1)										
NO. Name	Min	FG M-A	3P M-A	FT M-A	Rebounds OR DR TOT	Fouls PF FO	TP	AS	TO	ST	Blocks BS BA	+/-	Shooting By Period							
32 Buka Peikrishvili	F 24:36	1-5	1-2	0-0	2 4 6	1 2	3	1	1	0	0	1	-32	1st FG% 8-27 29.6%						
3 Carlos Hubb	G 20:54	1-6	1-5	0-0	0 0 0	1 1	3	1	0	0	0	0	-20	3PT% 3-12 25.0%						
4 Jack Hall	G 32:00	4-12	3-7	3-3	0 3 3	1 1	14	1	1	1	0	0	-24	FT% 2-2 100%						
10 Jalen Jordan	G 33:15	2-8	0-3	0-1	2 4 6	5 1	4	3	0	1	0	0	-13	2nd FG% 12-29 41.4%						
11 Omarion Jett-Dobbs	G 30:47	2-5	0-2	0-0	0 0 0	2 1 4	0	3	0	2	1	0	-14	3PT% 1-8 12.5%						
2 Justice Ellison	25:32	5-8	1-2	0-0	0 3 3	1 0	11	2	2	1	0	0	-9	FT% 3-4 75%						
15 Aguibou Balde	11:20	1-3	0-1	2-2	0 0 0	1 1	4	0	0	0	0	0	-1	GM FG% 20-56 35.7%						
1 Kanye Wawezwa	17:13	4-8	3-7	0-0	0 0 0	1 1	11	0	0	0	0	0	-16	1st 3PT% 1-10 10.0%						
22 Loudon Chupas	04:23	0-1	0-1	0-0	0 1 1	0 0	0	0	0	0	0	0	-6	FT% 5-6 83.3%						
Team					0 0 0	0	0	0	0	0	0	0		Dead Ball Rebounds: 0.0						
Totals	20:56	9-30	5-6	4	15 19	13 7	54	9	6	4	0	1	-27	Technical Fouls: NONE						

										Points from									
										Turnovers									
										Paint									
										Second Chance									
										Fast Breaks									
										Bench									
										Period by Period Scoring									
										1st 2nd TOT									
										UNH 33 48 81									
										AIC 21 33 54									

New Haven vs. Assumption
Dec. 6, 2022 • West Haven, CT

Game 7



Official Basketball Box Score - Final
Assumption at New Haven
12/06/22 Charger Gymnasium, West Haven, CT
2022-23 Men's Basketball

Game Time: 7:00 PM
Game Duration: 1:35
Attendance: 321

Officials: Edward Corbett, Jr., Ryan Corbett, Joe Carrisone

Assumption - 73

Record: 4-4 (1-3)

NO. Name	Min	FG		3P	FT	Rebounds		Fouls		TP	AS	TO	ST	Blocks		+/-	Shooting By Period			
		M	A			M	A	OR	DR					P	F		BS	BA	1st FG%	2nd FG%
33 Cooper Creek	F 32:43	4-10	4-10	0-0	0-0	1	2	3	1	12	1	1	0	3	0	0	1st FG% 14-30 46.7%	3PT% 7-18 38.9%	FT% 2-2 100%	2nd FG% 14-37 37.8%
1 Kyle Hicks	G 25:40	4-8	0-0	0-1	0-3	0	3	3	2	8	2	2	0	0	3	1	FT% 2-2 100%	GM FG% 29-67 43.3%	FT% 10-23 43.5%	FT% 7-17 41.2%
2 Isaiah Galtier	G 32:43	6-12	0-2	1-1	2	6	8	4	3	13	4	0	0	0	0	2	2nd FG% 14-37 37.8%	FT% 7-24 29.2%	FT% 1-3 33.3%	GM FG% 29-67 43.3%
3 Kari Glover	G 31:16	7-13	5-11	0-0	2	8	10	3	0	19	4	2	1	0	0	2	FT% 1-3 33.3%	GM FG% 29-67 43.3%	FT% 10-23 43.5%	FT% 7-17 41.2%
23 Njavan Stewart	G 34:58	5-13	4-12	0-1	0	1	1	3	1	14	2	0	0	0	0	0	GM FG% 29-67 43.3%	FT% 10-23 43.5%	FT% 7-17 41.2%	GM FG% 20-62 32.3%
21 Cal Connelly	20:32	0-1	0-1	0-0	1	0	1	0	2	0	1	1	0	0	0	-3				
42 Rapolas Bulvydas	13:14	2-8	1-5	2-2	1	2	3	0	3	7	0	0	0	1	0	-7				
3 DeWarren Watkins	08:54	0-2	0-1	0-0	0	0	0	0	1	0	0	1	0	0	0	-3				
Team						1	0	1	0	0	0	0	0	0	0					Dead Ball Rebounds: 0.0
Totals	28:67	14-42	3-5	8	22	30	13	73	14	6	2	3	4	-1						
Technical Fouls: NONE																				

New Haven - 74

Record: 5-2 (5-1)

NO. Name	Min	FG		3P	FT	Rebounds		Fouls		TP	AS	TO	ST	Blocks		+/-	Shooting By Period			
		M	A			M	A	OR	DR					P	F		BS	BA	1st FG%	2nd FG%
10 Tyrone Perry	F 35:30	7-12	2-5	1-1	0	3	3	2	1	17	1	1	0	0	1	1	1st FG% 18-27 66.7%	3PT% 6-14 42.9%	FT% 4-4 100%	2nd FG% 11-21 52.4%
34 Davontrey Thomas	F 36:22	2-9	2-7	0-1	0	3	3	2	6	9	1	1	0	0	0	2	FT% 4-4 100%	GM FG% 29-67 43.3%	FT% 10-23 43.5%	FT% 7-17 41.2%
12 Major Majak	C 34:50	3-3	0-0	3-3	0	8	8	1	2	9	1	1	0	3	0	7	2nd FG% 11-21 52.4%	FT% 4-7 57.1%	GM FG% 29-67 43.3%	FT% 10-23 43.5%
4 Quashawn Lane	G 31:35	8-10	3-3	0-0	0	3	3	1	1	19	6	2	2	1	1	3	FT% 4-7 57.1%	GM FG% 29-67 43.3%	FT% 10-23 43.5%	FT% 7-17 41.2%
11 Victor Olawoye	G 34:22	4-7	1-3	4-6	0	8	8	0	4	13	5	2	1	0	1	2	FT% 8-20 40.0%	FT% 8-11 72.7%		
15 Kendall McMillan	07:57	3-3	0-0	0-0	0	0	0	1	2	6	0	2	0	0	0	3				
5 Joshua Hopson	04:05	1-1	0-0	0-0	0	0	0	1	0	2	1	0	0	0	0	-2				
3 Sean Braithwaite	08:08	0-1	0-1	0-0	1	1	1	3	0	0	0	0	0	0	0	-1				
3 Justin Hendrick	06:03	1-2	0-1	0-0	1	1	1	0	1	0	0	0	0	0	0	-4				
22 Jason Edekpayi	01:05	0-0	0-0	0-0	0	0	0	0	0	0	0	0	0	0	0	-4				
Team						0	6	6	0	0	1	0	0	0	0					Dead Ball Rebounds: 0.0
Totals	29:48	18-28	1-5	11	2	33	33	13	74	15	11	4	4	3	1					
Technical Fouls: NONE																				

GAME 18: NEW HAVEN AT ADELPHI

New Haven at Chestnut Hill
Dec. 11, 2022 • Philadelphia, PA

Game 9

New Haven (6-3) -vs- Chestnut Hill (5-6)
12/11/22 at Sorgenti Arena, Philadelphia, Pa.

Date: 12/11/22		Score By Period		1	2	Total
Time: 2:00 PM		New Haven		28	37	65
Attendance: 227		Chestnut Hill		37	37	74
Site: Sorgenti Arena, Philadelphia, Pa.						
Referees: Jim Miller, Vasili Rousseas, Andre Robertson						

New Haven 65

#	Player	GS	MIN	FG	3PT	FT	ORB-DRB	REB	PF	A	TO	BLK	STL	PTS
04	Quashawn Lane	*	30	6-9	1-2	3-4	2-0	2	5	0	2	0	1	16
34	Davontrey Thomas	*	33	4-18	2-11	2-2	1-3	4	3	0	1	0	0	12
11	Victor Olawoye	*	35	1-6	0-2	7-9	0-6	6	1	3	0	0	2	9
12	Majur Majak	*	27	3-6	1-3	0-0	2-7	9	1	0	1	4	0	7
10	Ty Perry	*	31	2-9	0-3	2-2	0-3	3	0	2	1	1	0	6
23	Sean Braithwaite		21	3-4	1-2	1-2	0-0	0	4	0	0	0	0	8
15	Kendall McMillan		13	2-3	0-0	2-5	1-1	2	0	1	1	0	1	6
03	Justin Hendrick		5	0-2	0-1	1-2	0-1	1	1	1	1	0	0	1
05	Joshua Hopson		3	0-0	0-0	0-0	0-0	0	1	0	0	0	0	0
00	Andre Francis		2	0-0	0-0	0-0	0-0	0	2	0	0	0	0	0
TM	Team		0	0-0	0-0	0-0	1-1	2	0	0	0	0	0	0
Totals		-	200	21-57	5-24	18-26	7-22	29	18	7	7	5	4	65

Team Summary	FG		3PT		FT	
First Half	9-27	33.33 %	3-13	23.08 %	7-12	58.33 %
Second Half	12-30	40.00 %	2-11	18.18 %	11-14	78.57 %
Total	21-57	36.8 %	5-24	20.8 %	18-26	69.2 %

Technical Fouls: none
Lead Changed: 1 times(s)
Second Chance Points: 7
Points off Turnovers: 15
Scores Tied: 0 times(s)
Bench Points: 15
Points in the Paint: 32
Largest Lead: 7 1st-15:49
Fast Break Points: 2

Chestnut Hill 74

#	Player	GS	MIN	FG	3PT	FT	ORB-DRB	REB	PF	A	TO	BLK	STL	PTS
21	Simmon, Ethan	*	38	7-15	0-0	3-7	4-11	15	0	2	3	1	0	17
03	Conor Regan	*	34	5-11	2-5	1-2	1-4	5	3	1	1	0	0	13
10	Perry, Ty	*	26	4-7	2-5	2-2	1-2	3	3	3	1	0	1	12
00	Noah Charles	*	35	3-8	1-4	4-5	2-6	8	2	3	2	0	0	11
14	Lucas Dunn	*	12	1-1	1-1	0-0	1-1	2	1	2	1	0	0	3
05	James Rider		22	4-7	1-2	4-5	0-2	2	3	0	2	0	0	13
01	Trevonn Pitts		25	1-3	0-0	1-3	0-4	4	4	3	2	0	0	3
25	Kearson, Kyle		7	1-1	0-0	0-0	0-1	1	1	0	0	0	0	2
24	Donald Ido		3	0-2	0-0	0-0	1-1	2	0	0	0	0	0	0
TM	Team		0	0-0	0-0	0-0	1-1	2	0	0	1	0	0	0
Totals		-	202	26-55	7-17	15-24	11-33	44	17	14	13	1	1	74

Team Summary	FG		3PT		FT	
First Half	13-30	43.33 %	5-11	45.45 %	6-10	60.00 %
Second Half	13-25	52.00 %	2-6	33.33 %	9-14	64.29 %
Total	26-55	47.3 %	7-17	41.2 %	15-24	62.5 %

Technical Fouls: (1) James Rider
Lead Changed: 2 times(s)
Second Chance Points: 23
Points off Turnovers: 3
Bench Points: 18
Scores Tied: 0 times(s)
Largest Lead: 15 2nd-11:52
Points in the Paint: 24
Fast Break Points: 0

New Haven vs. Le Moyne
Dec. 31, 2022 • West Haven, CT

Game 11

NCAA		Official Basketball Box Score - Final		Game Time: 3:30 PM	
		Le Moyne at New Haven		Game Duration: 1:28	
		12/31/22 Charger Gymnasium, West Haven		Attendance: 134	
		2022-23 Men's Basketball			

Officials: Mamadou Ba, Marek Drabinski, Mike Evans

Le Moyne - 80

NO.	Name	Min	MA	MA	MA	OR	DR	OT	PP	FF	TP	AS	TO	ST	BS	BA	+/-		
14	Isiah Elmore	F 17:51	2-6	0-0	2-3	4	3	7	0	2	6	1	4	0	1	2	-16		
0	Jeremiah Washington	G 24:03	2-8	2-6	0-0	3	3	3	0	6	3	1	0	0	1	-16			
2	Zy'Ever Wingfield	G 17:15	0-5	0-0	0-0	1	3	4	1	1	0	1	0	0	0	-19			
5	Isiah Salter	G 30:43	4-10	2-3	0-0	0	0	0	2	0	10	1	2	1	0	0	25		
35	Nate McClure	G 30:02	1-4	0-1	0-0	2	2	4	1	0	2	3	0	0	2	0	-23		
1	Darrick Jones Jr.	17:53	2-5	2-3	1-2	0	1	1	2	1	7	0	1	1	0	0	-4		
10	Xavier Wilson	22:09	3-10	0-0	2-6	1	4	5	3	4	8	0	0	0	2	0	-3		
23	Luke Sutherland	22:38	4-7	1-3	0-0	0	2	2	1	0	9	1	1	0	0	0	9		
11	Kevin Constant	11:42	1-3	0-1	0-0	1	7	8	2	2	2	1	1	0	1	1	0		
13	Jack Poirier	05:44	0-0	0-0	0-0	0	0	0	0	0	1	0	1	0	1	0	2		
Team								1	4	5						0			
Totals			19-58 7-17 5-11					9 30 39			12	10	50	12	12	3	6	4	-19

1st FGM: 11-30 36.3%

3PT%: 6-13 46.2%

FT%: 2-5 40%

2nd FGM: 8-28 28.6%

3PT%: 1-4 25.0%

FT%: 3-6 50%

GM FG%: 19-58 32.8%

3PT%: 7-17 41.2%

FT%: 5-11 45.5%

Dead Ball Rebounds: 1

Technical Fouls: NONE

New Haven - 69

NO.	Name	Min	FG	3P	FT	Rebounds	Fouls	TP	AS	TO	ST	BS	B+	+/-
10	Tyrone Perry	F 30:38	6-16	0-3	0-1	0 1 1	1 5	12	2	1	0	0	3	24
34	Davontrey Thomas	F 35:00	5-11	2-5	2-3	1 3 4	0 1	14	3	1	1	0	1	22
12	Majur Majak	G 37:42	5-6	0-1	2-2	2 17 19	4 2	12	1	1	0	3	0	22
4	Quashawn Lane	G 36:37	6-14	1-5	0-0	2 4 6	2 0	13	7	1	1	1	0	22
11	Victor Olawoye	G 29:09	5-10	1-3	1-1	0 4 4	1 2	12	4	1	0	0	0	15
3	Justin Hendrick	09:08	1-6	1-4	0-0	1 1 2	0 0	3	0	1	1	0	2	-3
23	Sean Braithwaite	14:22	0-2	0-1	1-2	1 0 1	1 1	1	1	0	0	0	0	-8
5	Joshua Hopson	02:18	0-0	0-0	0-0	0 2 2	1 0	0	0	0	0	0	0	-3
15	Kendall McMillan	05:06	1-1	0-0	0-0	0 0 0	0 0	1	2	0	0	0	0	4
Team						2 3 5	0	0	0					
Totals			29-66	5-22	6-9	9 35 44	10 12	69	18	6	3	4	6	19

1st FG: 14-32 33.8%

3PT: 3-10 30.0%

FT: 6-8 75.0%

2nd FG: 15-34 44.1%

3PT: 2-12 16.7%

FT: 0-1 0.0%

GM FG: 29-66 43.9%

3PT: 5-22 22.7%

FT: 6-9 66.7%

Dead Ball Rebounds: 1

Technical Fouls: NONE

LMU		UNH		Points from Turnovers		LMU		UNH		Period by Period Scoring	
Biggest lead		0 (1 st 20:00)		19 (2 nd 0:53)		3		10		1st 2nd TOT	
Best Scoring Run		6 (1 st 5:53)		11 (2 nd 14:36)		16		40		LMU 30 20 50	
Lead Changes		0		1		9		50		UNH 37 32 69	
Times Tied		0		13		14		69			
Time with Lead		00:00		39:11		26		6			

New Haven vs. Molloy
Dec. 29, 2022 • West Haven, CT

Game 10

NCAA		Official Basketball Box Score - Final		Game Time: 7:00 PM	
		Molloy at New Haven		Game Duration: 1:35	
		12/29/22 Charger Gymnasium, West Haven, CT		Attendance: 97	
		2022-23 Men's Basketball			

Officials: Tyler Sandmann, Andrew Mara, John Sousa

Molloy - 72

NO. Name		Min	FG	3P	FT	Reb	PF	TP	AS	TO	ST	BB	A+	
23 Billy Muller	F	26:58	4-12	2-4	3-4	4 4 8	2 2	13	4	3	0	0	2	-16
34 Matt Lane	C	09:33	0-2	0-0	0-0	0 0 0	1 0	0	1	0	0	1	0	-14
1 Kenny Lazo	G	24:02	1-3	1-3	0-0	0 2 2	3 0	3	2	1	1	0	0	-18
5 Darren Fergus	G	30:41	8-16	2-5	0-0	0 4 4	3 3	18	1	4	1	1	3	-24
13 Billy Reyes	G	22:42	2-8	2-7	0-2	0 2 2	1 1	6	0	3	1	0	0	-25
3 Jalen Rosemond		05:27	1-4	0-2	0-0	0 2 2	1 0	2	0	0	0	0	0	-7
11 Mick Browne		16:41	2-4	0-0	1-2	0 0 2	1 1	5	1	0	3	1	1	-3
4 Dashawn Warren		19:08	1-3	0-0	0-0	1 0 1	2 0	2	0	0	0	0	1	-18
14 Kendall Ogilvie		20:07	2-6	0-2	2-3	1 2 3	3 2	6	1	1	2	0	1	-11
20 Jake Lynch		12:07	1-2	1-1	2-2	0 0 0	0 1	5	2	1	1	0	0	2
10 Terence Crowley		07:28	3-4	2-3	2-2	0 1 1	1 2	10	1	0	3	0	0	3
15 Eden Boskye		02:33	0-0	0-0	0-0	0 0 0	0 0	0	0	0	0	0	0	3
22 Dimitri Garrett		02:33	1-2	0-1	0-0	0 0 0	0 0	2	0	0	0	0	0	3
Team						1 1 2	0	0	1					
Totals			26-66	10-30	10-15	7 20 27	18 12	72	13	14	12	3	8	-25

Technical Fouls: NONE

New Haven - 97

NO. Name		Min	M	A	M	A	3P	FT	PF	FG	TP	AS	TO	ST	B	A/-	
10	Tyrone Perry	F	26:42	10-13	2-4	2-3	1	3	4	1	34	3	2	1	0	28	
34	Davontrey Thomas	F	27:37	5-9	2-6	0-0	0	4	4	1	0	12	3	0	3	29	
12	Majur Majak	C	26:29	5-6	1-1	0-0	2	7	9	2	1	11	1	2	0	21	
4	Quashawn Lane	G	26:58	5-9	1-3	4-4	0	4	4	0	3	15	2	1	0	22	
11	Victor Olawoye	G	24:08	3-7	2-4	2-2	0	4	4	3	5	10	7	4	2	0	
3	Justin Hendrick		19:55	2-9	1-5	3-3	0	7	7	2	2	8	0	2	0	5	
23	Sean Braithwaite		12:18	2-2	2-2	0-0	0	1	1	2	1	6	0	3	1	0	
5	Joshua Hopson		09:48	1-1	0-0	1-2	1	1	2	0	1	3	1	0	0	7	
15	Kendall McMillan		08:17	0-0	0-0	2-4	0	3	3	0	2	2	2	1	0	-1	
2	Tarese Morse		07:28	1-1	0-0	0-0	1	0	1	0	0	2	0	1	1	0	
0	Andre Francis		05:01	0-1	0-1	0-0	0	0	0	1	0	0	0	0	0	-4	
22	Jason Edokpayi		03:43	2-2	0-0	0-0	0	0	0	0	4	0	0	0	0	-3	
13	Christian Kellman		01:36	0-0	0-0	0-0	0	0	0	0	0	1	0	0	0	-5	
Team							1	2				0	0				
Totals			36:60	11-26	14-18	6	35	41	12	18	97	18	19	10	8	3	25
1st FG% 19.28 67.9%																	
3PT% 7.12 58.3%																	
FT% 9.11 81.8%																	
2nd FG% 17.32 53.1%																	
3PT% 4.14 28.6%																	
FT% 5.7 71.4%																	
GMFG% 36.60 60.0%																	
3PT% 11.26 42.3%																	
FT% 14.18 77.8%																	
Dead Ball Rebounds: 2 0																	

GAME 18: NEW HAVEN AT ADELPHI

New Haven at Saint Anselm
Jan. 7, 2023 • Manchester, NH

Game 13

	Official Basketball Box Score - Final									
	New Haven at Saint Anselm									
	01/07/23 Stoulenburgh Gymnasium, Manchester, N.H.									
	2022-23 Men's Basketball									
Officials: Will Flowers, Christopher Brown, Casey Kelt										Game Time: 3:30 PM
										Game Duration: 1:28
										Attendance: 351

New Haven - 72										Record: 10-3 (7-1)																																		
NO. Name	Min	FG		3P		FT		Rebounds		Fouls		TP	AS	TO	ST	Blocks		+/-	Shooting By Period																									
		M-A	M-A	M-A	M-A	OR	DR	TOT	PF	FD	BS					BA	1 st FG%		16-31	51.6%	3PT%	2-5	40.0%	FT%	2-2	100%	2 nd FG%	12-23	52.2%	3PT%	4-7	57.1%	GM FG%	28-54	51.9%	FT%	6-12	50.0%	3PT%	10-12	83.3%			
23 Sean Braithwaite	F 33:52	3-4	1-1	0-0	1	2	3	0	1	7	0	0	0	0	0	0	0	10	9	1 st FG%	16-31	51.6%	3PT%	2-5	40.0%	FT%	2-2	100%	2 nd FG%	12-23	52.2%	3PT%	4-7	57.1%	GM FG%	28-54	51.9%	FT%	6-12	50.0%	3PT%	10-12	83.3%	
34 Davontrey Thomas	F 40:00	10-13	3-4	2-2	2	4	6	4	2	25	1	1	0	0	0	0	9	9	1 st FG%	16-31	51.6%	3PT%	2-5	40.0%	FT%	2-2	100%	2 nd FG%	12-23	52.2%	3PT%	4-7	57.1%	GM FG%	28-54	51.9%	FT%	6-12	50.0%	3PT%	10-12	83.3%		
12 Major Majak	C 37:02	1-2	0-0	0-0	0	2	12	14	2	1	2	1	1	1	1	3	0	0	10	9	1 st FG%	16-31	51.6%	3PT%	2-5	40.0%	FT%	2-2	100%	2 nd FG%	12-23	52.2%	3PT%	4-7	57.1%	GM FG%	28-54	51.9%	FT%	6-12	50.0%	3PT%	10-12	83.3%
4 Quashawn Lane	G 40:00	8-17	1-3	3-3	0	2	2	1	4	20	3	4	3	0	2	9	9	10	9	1 st FG%	16-31	51.6%	3PT%	2-5	40.0%	FT%	2-2	100%	2 nd FG%	12-23	52.2%	3PT%	4-7	57.1%	GM FG%	28-54	51.9%	FT%	6-12	50.0%	3PT%	10-12	83.3%	
11 Victor Olawoye	G 37:46	4-14	1-4	4-6	0	5	5	1	4	13	3	1	0	0	0	0	20	20	1 st FG%	16-31	51.6%	3PT%	2-5	40.0%	FT%	2-2	100%	2 nd FG%	12-23	52.2%	3PT%	4-7	57.1%	GM FG%	28-54	51.9%	FT%	6-12	50.0%	3PT%	10-12	83.3%		
15 Kendall McMillan	03:00	0-1	0-0	0-0	0	0	0	0	0	0	0	0	0	0	0	1	-11	-11	1 st FG%	16-31	51.6%	3PT%	2-5	40.0%	FT%	2-2	100%	2 nd FG%	12-23	52.2%	3PT%	4-7	57.1%	GM FG%	28-54	51.9%	FT%	6-12	50.0%	3PT%	10-12	83.3%		
3 Justin Hendrick	05:22	2-3	0-0	1-1	0	1	1	0	1	5	0	0	0	0	0	0	-1	-1	1 st FG%	16-31	51.6%	3PT%	2-5	40.0%	FT%	2-2	100%	2 nd FG%	12-23	52.2%	3PT%	4-7	57.1%	GM FG%	28-54	51.9%	FT%	6-12	50.0%	3PT%	10-12	83.3%		
5 Joshua Hopson	02:58	0-0	0-0	0-0	0	0	0	0	0	0	0	0	0	0	0	0	-4	-4	1 st FG%	16-31	51.6%	3PT%	2-5	40.0%	FT%	2-2	100%	2 nd FG%	12-23	52.2%	3PT%	4-7	57.1%	GM FG%	28-54	51.9%	FT%	6-12	50.0%	3PT%	10-12	83.3%		
Team					2	3	5	0	0	2									1 st FG%	16-31	51.6%	3PT%	2-5	40.0%	FT%	2-2	100%	2 nd FG%	12-23	52.2%	3PT%	4-7	57.1%	GM FG%	28-54	51.9%	FT%	6-12	50.0%	3PT%	10-12	83.3%		
Totals		28-54	6-12	10-12	7	29	36	8	13	72	8	9	4	3	3	9			1 st FG%	16-31	51.6%	3PT%	2-5	40.0%	FT%	2-2	100%	2 nd FG%	12-23	52.2%	3PT%	4-7	57.1%	GM FG%	28-54	51.9%	FT%	6-12	50.0%	3PT%	10-12	83.3%		
										Dead Ball Rebounds: 2, 0																																		

Saint Anselm - 63										Record: 10-4 (7-1)										
NO. Name	Min	FG		3P		FT	Rebounds		Fouls		TP	AS	TO	ST	Blocks		+/-	Shooting By Period		
		M	A	M	A		OR	DR	TOT	PF					FD	BS		BA	1 st FG	14-31
10 Owen McGlashan	F 40:00	10-17	5-6	1-2	3	4	7	1	1	1	26	0	0	0	1	3	-9	3PT%	7-17	41.2%
24 Keith Robinson	F 08:54	0-2	0-0	0-0	0	2	2	0	0	0	0	0	0	0	0	0	-9	FT%	2-5	40%
0 Tyler Arbuckle	G 40:00	6-14	2-6	1-2	1	3	4	1	2	15	2	2	2	0	0	0	-9	2 nd FG%	11-33	33.3%
3 Matt Becker	G 33:58	2-11	0-4	0-2	1	8	9	3	2	4	5	1	2	0	0	-12	3PT%	3-12	25.0%	
23 Miles Tenison	G 40:00	5-13	3-8	1-1	0	0	0	1	1	14	5	2	3	0	0	-9	GM FG%	25-64	39.1%	
32 Matt Reihan	17:54	0-1	0-1	0-0	0	1	1	2	1	0	1	0	0	1	0	6	FT%	10-29	34.5%	
1 Jadon Archer	19:08	2-6	0-2	0-0	2	1	3	4	1	4	3	1	1	1	0	-3	3PT%	3-7	42.9%	
11 Brogan Shannon	00:06	0-0	0-0	0-0	0	0	0	1	0	0	0	0	0	0	0	0				
Team					4	0	4				0							Dead Ball Rebounds: 3, 0		
Totals		25-64	10-29	3-7	11	19	30	13	8	63	16	6	6	3	3	-9				

	UNH	STA	Points from	UNH	STA
Biggest lead	11 (2 nd 0:15)	11 (1 st 9:43)	Turnovers	11	13
Best Scoring Run	8 (2 nd 0:31)	17 (1 st 10:24)	Paint	40	26
Lead Changes	3		Second Chance	7	13
Times Tied	10		Fast Breaks	12	14
Time with Lead	23:01	13:42	Bench	5	4

Period by Period Scoring			
	1st	2nd	TOT
UNH	36	36	72
STA	37	26	63

New Haven vs. Southern Connecticut
Jan. 14, 2023 • West Haven, CT

Game 15

	Official Basketball Box Score - Final									
	Southern Conn. St. at New Haven									
	01/14/23 Charger Gymnasium, West Haven, CT									
	2022-23 Men's Basketball									
Officials: Brad Chernovec, Joey Reyes, John Souza										Game Time: 3:30 PM
										Game Duration: 1:44
										Attendance: 232

Southern Conn. St. - 51					Record: 12-5 (7-3)											
NO. Name	Min	FG M-A	3P M-A	FT M-A	Rebounds OR DR TOT	Fouls PF FD	TP	AS	TO	ST	Blocks BS BA	+/-	Shooting By Period			
11 Cheri Diarra	F 25:35	1-7	0-0	2-4	6 6 12	2 2 4	2	2	2	1	1	0	1 st FG% 5-38 13.2%	3PT% 3-12 25.0%	FT% 9-10 90%	2 nd FG% 19-36 52.8%
33 Zack Penn	F 28:25	4-10	0-0	0-0	5 4 9	3 0 8	1	2	1	0	1	-6	3PT% 1-9 11.1%	GM FG% 18-74 24.3%	FT% 4-21 19.0%	FT% 11-14 78.6%
4 Marty Silvera	G 36:38	3-14	1-5	3-3	2 3 5	3 4 10	4	3	2	0	3	-9	Dead Ball Rebounds: 2, 0			
10 Sean James	G 30:17	1-13	0-6	0-0	2 3 5	2 0 2	3	1	1	0	2	-3				
13 Ulyen Coleman	G 36:16	5-16	2-7	5-5	1 3 4	2 2 17	0	3	2	0	1	-5				
23 Kazell Stewart	21:06	3-9	0-1	1-2	2 3 5	4 1 7	1	0	2	1	1	-9				
1 Logan Bagshaw	02:43	0-0	0-0	0-0	0 0 0	0 0 0	0	0	0	0	0	-3				
25 Leo Chalkin	02:45	0-1	0-0	0-0	1 0 1	1 0 0	0	0	0	0	0	-1				
21 Jahlijah Grant	16:15	1-4	1-2	0-0	1 1 2	2 0 3	0	1	0	0	0	2				
Team					4 1 5	0	0									
Totals		18-74	4-21	11-14	24 24 48	19 9 51	11	12	9	2	11	-7				

New Haven - 58				Record: 11-4 (8-2)														
NO. Name	Min	FG	3P	FT	Rebounds	Fouls	TP	AS	TO	ST	Blocks	+/-	Shooting By Period					
		M-A	M-A	M-A	OR DR TOT	PF FD					BS BA		1 st FG%	11-25	44.0%	3PT%	3-11	27.3%
10 Tyrone Perry	F 34:04	5-13	1-3	2-2	0 2 2	1 1 13	1	3	1	0	1	2	FT%	7-9	77.8%	2 nd FG%	7-24	29.2%
34 Davontrey Thomas	F 34:46	4-9	3-7	3-4	2 4 6	1 3 6	2	2	0	0	0	5	3PT%	1-6	16.7%	GM FG%	18-49	36.7%
12 Majur Majak	C 37:36	0-4	0-0	6-6	2 11 13	3 5 6	2	1	1	9	1	6	FT%	11-13	84.6%	FT%	4-17	23.5%
4 Quashawn Lane	G 34:47	4-10	0-1	6-7	1 4 5	2 5 14	1	3	3	0	0	4	GM FG%	18-49	36.7%	3PT%	3-7	42.9%
11 Victor Olawoye	G 33:59	4-8	0-3	1-3	2 5 7	1 3 9	2	3	3	2	2	0 5	Dead Ball Rebounds: 1, 0					
15 Kendall McMillan	11:14	1-3	0-2	0-0	0 2 2	0 1 2	1	2	1	0	0	0						
23 Sean Braithwaite	11:10	0-2	0-1	0-0	1 0 1	2 1 0	0	1	0	0	0	7						
5 Joshua Hopson	02:24	0-0	0-0	0-0	0 1 1	0 0 0	0	0	0	0	0	0						
Team					2 4 6	0 4		0	4									
Totals		18-49	4-17	18-22	10 33 43	10 19 58	9	16	7	11	2	7	Technical Fouls: Thomas 1 st 2:07					

	SCS	UNH	Points from	SCS	UNH
Biggest lead	0 (1 st 20:00)	15 (1 st 4:29)	Turnovers	20	9
Best Scoring Run	7 (2 nd 17:25)	9 (1 st 11:56)	Paint	22	28
Lead Changes	0		Second Chance	16	11
Times Tied	0		Fast Breaks	10	13
Time with Lead	00:00	38:37	Bench	10	2

Technical Fouls: Thomas

Period by Period Scoring			
	1st	2nd	TOT
SCS	22	29	51
UNH	32	26	58

GAME 18: NEW HAVEN AT ADELPHI

New Haven vs Pace
Jan. 21, 2023 • West Haven, CT

Game 17



Official Basketball Box Score - Final

Pace at New Haven

01/21/23 Charger Gymnasium, West Haven, CT

2022-23 Men's Basketball

Game Time: 3:30 PM

Game Duration: 1:40

Attendance: 524

Pace - 50

Record: 14-6 (5-6)

NO.	Name	Min	FG M-A	3P M-A	FT M-A	Rebounds OR DR TOT	Fouls PF FD	TP	AS	TO	ST	Blocks BS BA	+/-
12	Marc Dadika	F 30:13	3-12	1-3	3-5	5 6 11	2 5	10	0	2	1	1 1	-12
24	Bryan Powell	F 33:03	4-10	3-5	2-2	1 2 3	1 2	13	2	0	1	1 0	-6
3	Lyron Bennett	G 38:44	1-7	0-2	2-2	0 11 11	3 2	4	2	0	1	0 1	-4
4	Jabari Nurse	G 28:40	0-2	0-1	0-0	0 1 1	0 2	0	2	2	0	0 0	-11
14	Brandon Powell	G 29:11	4-11	3-7	3-4	0 2 2	4 2	14	1	5	1	0 1	-5
13	Franklyn Batista	09:47	2-4	0-1	0-0	0 0 0	0 1	4	0	0	0	1 0	6
32	Justin O'Neill	02:59	0-0	0-0	0-0	0 1 1	0 0	0	0	0	0	0 0	2
5	Christian Adams	08:30	0-0	0-0	0-0	0 0 0	1 0	0	0	1	0	1 0	8
2	Adonis Williams	06:51	1-2	0-0	0-0	1 2 3	0 2	2	0	0	0	0 0	-1
20	Chaz Harvey	02:18	0-1	0-1	0-0	0 0 0	0 0	0	0	1	0	0 0	-1
15	Adeleye Oyekanmi	09:44	1-3	1-1	0-0	0 1 1	0 0	3	0	1	0	0 0	-6
Team						1 5 6		0		1			
Totals			16-52	8-21	10-13	8 31 39	11 16 50	7	13	4	4	3 4	

Technical Fouls:NONE

Shooting By Period

1st

FG%

9-28

32.1%

3PT%

6-12

50.0%

FT%

8-10

80%

2nd

FG%

7-24

29.2%

3PT%

2-9

22.2%

FT%

2-3

66.7%

GM FG%

16-52

30.8%

3PT%

8-21

38.1%

FT%

10-13

76.9%

Dead Ball Rebounds: 0, 0

New Haven - 56

Record: 13-4 (11-2)

NO.	Name	Min	FG M-A	3P M-A	FT M-A	Rebounds OR DR TOT	Fouls PF FD	TP	AS	TO	ST	Blocks BS BA	+/-
10	Tyronne Perry	F 22:40	4-13	1-3	0-0	0 2 2	2 0	9	1	3	0	0 0	6
34	Davoritroy Thomas	F 35:54	3-10	1-5	0-0	1 3 4	1 2	7	0	2	2	0 2	11
12	Majur Majak	C 37:12	4-9	0-1	0-0	3 11 14	3 0	8	0	1	1	2 0	5
4	Quashawn Lane	G 34:59	6-9	2-2	4-4	1 4 5	3 3	18	6	2	5	0 1	14
11	Victor Olawoye	G 34:48	3-12	2-6	3-5	1 5 6	2 4	11	6	0	1	1 0	10
3	Justin Hendrick	15:55	1-6	1-5	0-0	1 0 1	0 1	3	0	0	0	0 1	-1
23	Sean Brathwaite	15:38	0-2	0-2	0-0	0 0 0	3 0	0	2	0	0	0 0	-15
5	Joshua Hopson	02:48	0-0	0-0	0-0	2 1 3	2 1	0	0	1	0	0 0	1
15	Kendall McMillan	00:06	0-0	0-0	0-0	0 0 0	0 0	0	0	0	0	0 0	-1
Team						2 5 7		0		0			
Totals			21-61	7-24	7-9	11 31 42	16 11 56	15	9	9	3	4 6	

Technical Fouls:NONE

Shooting By Period

1st

FG%

13-30

43.3%

3PT%

5-14

35.7%

FT%

1-3

33.3%

2nd

FG%

6-31

25.8%

3PT%

2-10

20.0%

FT%

6-6

100%

GM FG%

21-61

34.4%

3PT%

7-24

29.2%

FT%

7-9

77.8%

Dead Ball Rebounds: 0, 0

	PAC	UNH
Biggest lead	7 (2 nd 6:14)	6 (2 nd 0:00)
Best Scoring Run	7(2 nd 6:14)	12(2 nd 0:00)
Lead Changes	6	
Times Tied	7	
Time with Lead	24:35	07:58

Points from	PAC	UNH
Turnovers	11	13
Paint	14	22
Second Chance	9	7
Fast Breaks	3	8
Bench	9	3

Period by Period Scoring			
	1st	2nd	TOT
PAC	32	18	50
UNH	32	24	56

New Haven at Franklin Pierce
Jan. 28, 2023 • Rindge, NH

Game 19

New Haven vs Saint Rose
Feb. 1, 2023 • West Haven, CT

Game 20

GAME 18: NEW HAVEN AT ADELPHI

POINTS - REBOUNDS - ASSISTS

Opponent	Date	Score	0 Francis	2 Morse	3 Hendrick	4 Lane	5 Hopson	10 Perry	11 Olawoye	
at Saint Michael's	11.16.22	74-75 L	DNP	DNP	0-0-0	10-5-8	DNP	20-9-0	9-5-3	
ADELPHI	11.19.22	W 82-64	3-0-0	0-0-0	2-2-0	15-7-3	0-2-0	13-6-1	18-7-8	
at Saint Rose	11.22.22	W 69-65	DNP	DNP	DNP	16-4-4	2-0-0	22-5-3	5-4-0	
at Indiana (Pa.)	11.26.22	60-65 L	DNP	DNP	0-0-0	13-3-2	0-0-0	15-3-2	7-4-8	
at American Int'l	11.30.22	W 81-54	0-2-2	2-2-0	12-6-1	14-3-1	6-3-1	14-4-1	8-6-4	
FRANKLIN PIERCE	12.03.22	W 67-56	DNP	DNP	2-3-1	13-4-6	0-2-0	14-3-1	9-6-3	
ASSUMPTION	12.06.22	W 74-73	DNP	DNP	2-1-0	19-3-6	2-0-1	17-3-1	13-8-5	
BLOOMFIELD	12.08.22	W 74-66	DNP	DNP	3-4-1	14-1-4	2-1-1	20-0-3	9-1-1	
at Chestnut Hill	12.11.22	65-74 L	0-0-0	DNP	1-1-1	16-2-0	0-0-0	6-3-2	9-6-3	
MOLLOY	12.29.22	W 97-72	2-1-0	2-1-1	8-7-0	15-4-2	3-2-0	24-4-3	10-4-7	
LE MOYNE	12.31.22	W 69-50	DNP	DNP	3-2-0	13-6-7	0-2-0	12-1-2	12-4-4	
at Georgian Court	01.04.23	W 69-60	DNP	DNP	0-2-0	14-6-2	2-2-0	21-3-4	8-2-2	
at Saint Anselm	01.07.23	W 72-63	DNP	DNP	5-1-0	20-2-3	0-0-0	DNP	13-5-3	
at So New Hampshire	01.10.23	52-80 L	0-0-0	DNP	0-2-0	6-5-3	4-2-0	12-3-1	9-4-2	
SO CONNECTICUT	01.14.23	W 58-51	DNP	DNP	DNP	14-5-1	0-1-0	13-2-1	9-7-2	
at Bentley	01.18.23	W 60-59	DNP	DNP	14-2-1	21-0-6	0-0-0	7-4-1	0-6-1	
PACE	01.21.23	W 56-50	DNP	DNP	3-1-0	18-5-6	0-3-0	9-4-1	11-6-6	
at Adelphi	0124.23									
at Franklin Pierce	01.28.23									
SAINT ROSE	02.01.23									
AMERICAN INT'L	02.01.23									
SAINT MICHAEL'S	02.07.23									
at Assumption	02.11.23									
STATEN ISLAND	02.15.23									
at Le Moyne	02.18.23									
SAINT ANSELM	02.21.23									
Opponent	Date	Score	12 Majak	13 Kellman	15 McMillan	20 Gill	21 Simmon	22 Edokpayi	23 Braithwaite	34 Thomas
at Saint Michael's	11.16.22	74-75 L	10-7-2	DNP	DNP	DNP	DNP	0-3-0	5-3-1	20-3-2
ADELPHI	11.19.22	W 82-64	8-6-0	0-0-0	DNP	DNP	DNP	0-1-0	4-1-3	19-1-1
at Saint Rose	11.22.22	W 69-65	6-10-1	DNP	0-2-1	DNP	DNP	0-1-0	3-1-0	15-4-2
at Indiana (Pa.)	11.26.22	60-65 L	11-11-0	DNP	0-0-0	DNP	DNP	DNP	0-1-1	14-5-1
at American Int'l	11.30.22	W 81-54	6-11-1	DNP	2-2-0	DNP	DNP	0-0-0	1-0-1	16-3-0
FRANKLIN PIERCE	12.03.22	W 67-56	14-10-0	DNP	DNP	DNP	DNP	DNP	0-1-0	15-5-2
ASSUMPTION	12.06.22	W 74-73	9-8-1	DNP	6-0-0	DNP	DNP	0-0-0	0-1-1	6-3-0
BLOOMFIELD	12.08.22	W 74-66	10-13-1	DNP	0-6-2	DNP	DNP	DNP	4-3-1	12-6-1
at Chestnut Hill	12.11.22	65-74 L	7-9-0	DNP	6-2-1	DNP	DNP	DNP	8-0-0	12-4-0
MOLLOY	12.29.22	W 97-72	11-9-1	0-0-0	2-3-2	DNP	DNP	4-0-0	6-1-0	12-4-3
LE MOYNE	12.31.22	W 69-50	12-19-1	DNP	2-0-0	DNP	DNP	DNP	1-1-1	14-4-3
at Georgian Court	01.04.23	W 69-60	4-17-1	DNP	5-1-0	DNP	DNP	DNP	5-1-0	10-11-2
at Saint Anselm	01.07.23	W 72-63	2-14-1	DNP	0-0-0	DNP	DNP	DNP	7-3-0	25-6-1
at So New Hampshire	01.10.23	52-80 L	11-12-0	DNP	6-1-1	DNP	DNP	DNP	1-1-0	3-3-1
SO CONNECTICUT	01.14.23	W 58-51	6-13-2	DNP	2-2-1	DNP	DNP	DNP	0-1-0	14-6-2
at Bentley	01.18.23	W 60-59	7-16-1	DNP	0-1-0	DNP	DNP	DNP	0-1-0	11-4-2
PACE	01.21.23	W 56-50	8-14-0	DNP	0-0-0	DNP	DNP	DNP	0-0-2	7-4-0
at Adelphi	0124.23									
at Franklin Pierce	01.28.23									
SAINT ROSE	02.01.23									
AMERICAN INT'L	02.01.23									
SAINT MICHAEL'S	02.07.23									
at Assumption	02.11.23									
STATEN ISLAND	02.15.23									
at Le Moyne	02.18.23									
SAINT ANSELM	02.21.23									

OPPONENT GAME-BY-GAME STATISTICS

DATE	OPPONENT	FG-FGA	PCT.	3P-3PA	PCT.	FT-FTA	PCT.	OR-DR-RB	A	TO	BLK	STL	PTS
11/16	New Haven	30-60	.500	5-14	.357	9-12	.750	10-29-39	16	14	4	7	74
	at Saint Michael's	26-59	.441	14-35	.400	9-12	.750	5-21-26	18	10	3	8	75
11/19	NEW HAVEN	33-55	.600	8-18	.444	8-12	.667	1-32-33	16	10	4	7	82
	vs. Adelphi	23-61	.377	12-39	.308	6-10	.600	8-23-31	14	12	0	3	64
11/22	New Haven	29-59	.492	2-10	.105	9-14	.643	7-29-36	10	21	2	8	69
	at Saint Rose	26-70	.371	9-36	.250	4-4	1.000	13-25-38	13	21	3	12	65
11/26	New Haven	22-54	.407	8-23	.348	8-11	.727	9-26-35	14	16	3	5	60
	at Indiana (Pa.)	21-53	.396	4-14	.286	19-20	.950	7-24-31	10	10	5	11	65
11/30	New Haven	29-54	.537	10-23	.435	13-17	.765	11-32-43	12	10	1	3	81
	at American Int'l	20-56	.357	9-30	.300	5-6	.833	4-15-19	9	6	0	4	54
12/3	NEW HAVEN	25-59	.424	7-21	.333	10-14	.714	5-35-40	13	8	5	4	67
	vs. Franklin Pierce	20-62	.323	10-33	.303	6-9	.667	8-32-40	9	10	0	4	56
12/6	NEW HAVEN	29-48	.604	8-20	.400	8-11	.727	0-33-33	15	11	4	4	74
	vs. Assumption	28-67	.418	14-42	.333	3-5	.600	8-22-30	14	6	3	2	73
12/8	NEW HAVEN	29-61	.475	8-23	.348	8-11	.727	6-33-39	15	11	5	7	74
	vs. Bloomfield	28-67	.418	10-22	.455	0-0	.000	6-29-35	8	8	3	7	66
12/11	New Haven	21-57	.368	5-24	.208	18-26	.692	7-22-29	7	7	5	4	65
	at Chestnut Hill	26-55	.473	7-17	.412	15-24	.625	11-33-44	14	13	1	1	74
12/29	NEW HAVEN	36-60	.600	11-26	.423	14-18	.778	6-35-41	18	19	8	10	97
	vs. Molloy	26-66	.394	10-30	.333	10-15	.667	7-20-27	13	14	3	12	72
12/31	NEW HAVEN	29-66	.439	5-22	.227	6-9	.667	9-35-44	18	6	4	3	69
	vs. Le Moyne	19-58	.328	7-17	.412	5-11	.455	9-30-39	12	12	6	3	50
1/4	NEW HAVEN	24-55	.436	8-30	.267	13-17	.765	11-35-46	11	16	5	4	69
	vs. Georgian Court	23-63	.365	10-27	.370	4-6	.667	5-22-27	11	9	1	10	60
1/7	New Haven	28-54	.519	6-12	.500	10-12	.833	7-29-36	8	9	3	4	72
	at Saint Anselm	25-64	.391	10-29	.345	3-7	.429	11-19-30	16	6	3	6	63
1/10	New Haven	18-58	.310	4-26	.154	12-18	.667	15-23-38	8	8	0	1	52
	at So New Hampshire	29-62	.468	18-34	.529	4-6	.667	10-27-37	19	4	6	3	80
1/14	NEW HAVEN	18-49	.367	4-17	.235	18-22	.818	10-33-43	9	16	11	7	58
	vs. So Connecticut	18-47	.243	4-21	.190	11-14	.786	24-24-48	11	12	2	9	51
1/18	New Haven	24-64	.375	10-33	.303	2-4	.500	6-29-35	12	6	2	8	60
	at Bentley	23-58	.397	10-29	.345	3-7	.429	10-34-44	19	11	4	4	59
1/21	NEW HAVEN	21-61	.344	7-24	.292	7-9	.778	11-31-42	15	9	3	9	56
	vs. Pace	16-52	.308	8-21	.381	10-13	.769	8-31-39	7	13	4	4	50
1/24	New Haven												
	at Adelphi												
1/28	New Haven												
	at Franklin Pierce												
2/1	NEW HAVEN												
	vs. Saint Rose												
2/4	NEW HAVEN												
	vs. American Int'l												
2/7	NEW HAVEN												
	vs. Saint Michael's												
2/11	New Haven												
	at Assumption												
2/15	NEW HAVEN												
	vs. Staten Island												
2/18	New Haven												
	at Le Moyne												
2/21	NEW HAVEN												
	vs. Saint Michael's												

2022-23 SEASON STATISTICS

			RECORD		OVERALL			HOME		AWAY			NEUTRAL							
			ALL GAMES		13-4			8-0		5-4			0-0							
			CONFERENCE		10-2			6-0		4-2			0-0							
			NON-CONFERENCE		3-2			2-0		1-2			0-0							
					-----Total-----		-----3-Point-----		----F-Throw----		-----Rebounds-----									
#	Player	GP-GS	Min--Avg	FG-FGA	Pct	3FG-FGA	Pct	FT-FTA	Pct	Off-Def	Tot	Avg	PF	A	TO	Blk	Stl	Pts	Avg	
10	Ty Perry	16-16	481--30.1	97-210	.462	15-58	.259	30-38	.789	10-45	55	3.4	20	26	29	2	13	239	14.9	
4	Quashawn Lane	17-17	576--33.9	94-178	.528	16-40	.400	47-54	.870	12-53	65	3.8	28	64	41	7	27	251	14.8	
34	Davontrey Thomas	17-17	585--34.34	80-198	.404	46-127	.362	19-27	.704	20-56	76	4.5	19	23	17	1	9	225	13.2	
11	Victor Olawoye	17-17	530--31.2	53-139	.381	17-62	.274	36-53	.679	8-77	85	5.0	28	62	28	3	23	159	9.4	
12	Majur Majak	17-17	551--32.4	60-89	.674	4-11	.364	18-22	.818	34-165	199	11.7	34	13	22	54	10	142	8.4	
3	Justin Hendrick	15-0	167--11.1	19-74	.257	11-49	.224	6-10	.600	4-30	34	2.3	10	5	15	0	5	55	3.7	
23	Sean Braithwaite	17-1	269--15.8	17-42	.405	5-20	.250	6-12	.500	8-12	20	1.2	22	11	10	2	4	45	2.6	
15	Kendall McMillan	14-0	107--7.6	11-25	.440	1-6	.167	8-14	.571	3-17	20	1.4	2	8	10	0	3	31	2.2	
2	Tarese Morse	3-0	17--5.5	2-2	1.000	0-0	.000	0-1	.000	2-1	3	1.0	1	0	1	0	1	4	1.3	
5	Joshua Hopson	16-0	93--5.8	9-10	.900	0-0	.00	3-6	.500	5-15	20	1.3	6	3	6	2	0	21	1.3	
22	Jason Edokpayi	6-0	22--3.7	2-5	.400	0-0	.000	0-0	.000	2-3	5	0.8	4	0	2	0	0	4	0.7	
0	Andre Francis	5-0	22--4.4	1-2	.500	1-2	.500	0-0	.000	1-1	2	0.4	4	2	0	0	0	3	0.6	
13	Christian Kellman	2-0	5--2.5	0-0	.000	0-0	.000	0-0	.000	0-0	0	0.0	2	0	1	0	0	0	0.0	
TEAM										20-41	61	3.8	15							
NEW HAVEN TOTAL		17		445-974	.457	116-375	.309	173-237	.730	131-521	652	38.4	180	217	197	71	95	1,179	69.4	
OPPONENTS TOTAL		17		397-1,047	.379	166-476	.349	117-169	.692	154-431	585	34.4	234	217	177	47	103	1,077	63.4	

	New Haven	Opponent	Date	Opponent	Score	Att.
SCORING	1,179	1,077	* 11/16/22	at Saint Michael's	L 74-75	549
Points Per Game	69.4	63.4	* 11/19/22	ADELPHI	W 82-64	362
Scoring Margin	+6.0	-	* 11/22/22	at Saint Rose	W (ot) 69-65	243
FIELD GOALS	445-974	397-1,047	11/26/22	at No. 3 Indiana (Pa.)	L 60-65	1,103
Field Goals pct	.457	.379	* 11/30/22	at American Int'l	W 81-54	
3-POINT FG-ATT	116-375	166-476	* 12/03/22	FRANKLIN PIERCE	W 67-56	342
3-point FG pct	.309	.349	* 12/06/22	ASSUMPTION	W 74-73	321
3-point FG made per game	6.8	9.8	12/08/22	BLOOMFIELD	W 74-66	316
FREE THROWS-ATT	173-237	117-169	12/11/22	at Chestnut Hill	L 65-74	227
Free Throw pct	.730	.692	12/29/22	MOLLOY	W 97-72	97
F-Throws made per game	10.2	6.9	* 12/31/22	LE MOYNE	W 69-50	134
REBOUNDS	652	585	01/04/23	at Georgian Court	W 69-60	95
Rebounds per game	38.4	34.4	* 01/07/23	at Saint Anselm	W 72-63	351
Rebounding Margin	+4.0	-	* 01/10/23	at Southern New Hampshire	L 52-80	459
ASSISTS	217	217	* 01/14/23	SOUTHERN CONNECTICUT	W 58-51	232
Assists per game	12.8	12.8	* 01/18/23	at Bentley	W 60-59	205
TURNOVERS	197	177	* 01/21/23	PACE	W 56-50	524
Turnovers per game	11.6	10.4	* - Northeast-10 Conference Game			
Turnover Margin	-1.2	-				
Assist/Turnover Ratio	1.1	1.2				
STEALS	95	103				
Steals per game	5.6	6.1				
BLOCKS	71	47				
Blocks per game	4.2	2.8				
ATTENDANCE	2,328	3,232				
Home Games avg. per game	8-291	9-359				
Neutral site avg. per game	-	-				
Score by Periods	1st	2nd	OT	Totals		
New Haven	560	611	8	-	1,179	
Opponents	521	552	4	-	1,077	