NEW HAVEN CHARGERS
MEN'S BASKETBALL

DAN RUEDE
Assistant Director of Athletics / Strategic Communications
Charger Gym, 300 Boston Post Road, West Haven, CT 06516
O: 203.932.7025 | C: 203-535-9503
druede@newhaven.edu | www.NewHavenChargers.com

2022-23 SCHEDULE/RESULTS
OVERALL: 10-3 | NE10: 7-1

NOVEMBER			
Wed.	16	at Saint Michael's *	L, 74-75
Sat.	**19**	**ADELPHI ***	**W, 82-64**
Tue.	22	at Saint Rose *	W, 69-65
Sat.	26	at Indiana (PA)	L, 60-65
Wed.	30	at American International *	W, 81-54
DECEMBER			
Sat.	**3**	**FRANKLIN PIERCE ***	**W, 67-56**
Tue.	**6**	**ASSUMPTION ***	**W, 74-73**
Thu.	**8**	**BLOOMFIELD**	**W, 74-66**
Sun.	11	at Chestnut Hill	L, 65-74
Thu.	**29**	**MOLLOY**	**W, 97-72**
Sat.	**31**	**LE MOYNE ***	**W, 69-50**
JANUARY			
Wed.	4	at Georgian Court	W, 69-60
Sat.	7	at Saint Anselm *	W, 72-63
Tue.	10	at Southern New Hampshire *	7:30 p.m.
Sat.	**14**	**SOUTHERN CONNECTICUT ***	**3:30 p.m.**
Wed.	18	at Bentley *	7:30 p.m.
Sat.	**21**	**PACE ***	**3:30 p.m.**
Tue.	24	at Adelphi *	7:30 p.m.
Sat.	28	at Franklin Pierce *	3:30 p.m.
FEBRUARY			
Wed.	**1**	**SAINT ROSE ***	**7:30 p.m.**
Sat.	**4**	**AMERICAN INTERNATIONAL ***	**3:30 p.m.**
Tue.	**7**	**SAINT MICHAEL'S ***	**7:30 p.m.**
Sat.	11	at Assumption *	3:30 p.m.
Wed.	**15**	**STATEN ISLAND ***	**7:30 p.m.**
Sat.	18	at Le Moyne *	3:30 p.m.
Tue.	**21**	**SAINT ANSELM ***	**7:30 p.m.**
Fri.	*24*	*NE10 Championship First Round*	*TBD*
Sun.	*26*	*NE10 Championship Quarterfinal*	*TBD*
MARCH			
Wed.	*1*	*NE10 Championship Semifinal*	*TBD*
Sat.	*4*	*NE10 Championship Final*	*TBD*
Mar. 11-14		*NCAA East Region Championship*	*TBD*
Mar. 22-25		*NCAA Final Eight*	*TBD*

* Northeast-10 Conference game
Home games in **BOLD CAPS** played at Charger Gymnasium

NEW HAVEN (10-3, 7-1 NE10)
CHARGERS

AT A GLANCE

Opening Tip	7:30 p.m.
Location	Manchester, N.H.
Venue	Stan Spirout Field Hosue
Capacity	2,000
Live Video	SNHUPenmen.com
Live Stats	SNHUPenmen.com
All-Time Series	27-50
Active Streak	W1
Last Meeting	New Haven 70-48 (2.10.22)
First Meeting	New Haven 104-97 (1968-69)
Hotaling vs. So New Hampshire	8-5

SO NEW HAMPSHIRE
PENMEN (8-6, 5-3 NE10)

PROJECTED NEW HAVEN STARTERS

4 QUASHAWN LANE
GR • 6-2 • GUARD
TRENTON, N.J.

PPG	RPG	AST	MIN
14.8	3.8	3.7	33.6

NOTES:
- Second on the team in scoring (14.8 ppg)
- Became the 38th member of the UNH 1,000 point club with a 3-pointer late in the win over Le Moyne on New Year's Eve
- Second on the team with 48 assists, with 3.7 per game average seventh most in the NE10
- Shooting 55.2 percent on the season (74-of-134)

10 TY PERRY
SR • 6-3 • FORWARD
BOSTON, MASS.

PPG	RPG	STL	MIN
16.5	3.7	1.0	31.1

NOTES:
- Has started the 12 games he has played in this season
- Leads the team and is third in the NE10 with average 16.5 points per game
- Scored 20+ in five games, including a career-high 24 points vs Molloy

11 VICTOR OLAWOYE
GR • 6-2 • GUARD
ELMONT, N.Y.

PPG	RPG	AST	MIN
10.0	4.8	3.9	31.9

NOTES:
- Second on the team with 4.8 rebounds per game avg
- Leads the team with 51 assists, is fifth in the NE10 with 3.9 per game avearge
- Leads the team with 19 steals, is fifth in the NE10 with 1.5 per game average

12 MAJUR MAJAK
SR • 7-1 • CENTER
POUGHKEEPSIE, N.Y.

PPG	RPG	BLK	MIN
8.5	11.1	3.0	31.3

NOTES:
- Leads the NE10 with 11.1 rebounds per game average, 4th in NCAA D2
- Leads the team, the NE10 and is thrid in the nation with 39 blocks, average of 3.0 per game
- Leads the team and the NE10 with 75.0 FG% (48-of-64)

34 DAVONTREY THOMAS
JR • 6-5 • FORWARD
POUGHKEEPSIE, N.Y.

PPG	RPG	AST	MIN
14.6	4.5	1.4	34.4



NOTES:
- Third on the team with 14.6 ppg average
- Leads the team from beyond the arc with 38 three pointers, with his 2.9 3's per game third among all NE10 players

PUT ME IN COACH I'M READY TO PLAY (FIRST OFF THE BENCH)

23 SEAN BRAITHWAITE
JR • 6-6 • FORWARD
CENTER MORICHES, N.Y.

PPG	RPG	AST	MIN
3.4	1.3	0.7	15.6

NOTES:
- Only non-starter to make an apperance in all 12 games
- Started one game on the road at Saint Anselm

2022-23 NEW HAVEN CHARGERS NUMERICAL ROSTER

##	Name	Cl.	Po.	Ht.	Wt.	Hometown / High School / Last School	Pronunciation Guide
0	Andre Francis	Gr.	F	6-6	185	Hartford, Conn. / The Master's School / Concordia (N.Y.)	
1	Jean Bernard	So.	F	6-6	190	Trenton, N.J. / Trenton Catholic Academy	
2	Tarese Morse	So.	F	6-5	210	Springfield, Mass. / Springfield / Hutchinson CC	
3	Justin Hendrick	So.	G	6-2	175	Valley Stream, N.Y. / St. Francis / Niagara CC	
4	Quashawn Lane	Gr.	G	6-2	175	Trenton, N.J. / Trenton Catholic Academy	qway-shawn
5	Joshua Hopson	Fr.	F	6-8	255	Jersey City, N.J. / MacDuffie School	
10	Ty Perry	Sr.	F	6-3	200	Boston, Mass. / Brighton / Buffalo	
11	Victor Olawoye	Gr.	G	6-2	185	Elmont, N.Y. / Elmont Memorial / Gannon	oh-la-woah-ye
12	Majur Majak	Sr.	C	7-1	235	Poughkeepsie, N.Y. / The Patrick School	major muh-jok
13	Christian Kellman	So.	G	6-10	170	Little Neck, N.Y. / John Adams	
15	Kendall McMillan	Sr.	G	6-1	180	Baltimore, Md. / Mount Saint Joseph	
20	Adriel Gill	Sr.	G	6-2	195	Meriden, Conn. / Platt	
21	Ethan Simmon	Fr.	F	6-5	190	Edison, N.J. / St. Joseph Metuchen	
22	Jason Edokpayi	So.	F	6-6	220	Laurel, Md. / Mount St. Joseph / Fairfield	ee-dough-pie-yay
23	Sean Braithwaite	Jr.	F	6-6	220	Center Moriches, N.Y. / Center Moriches	brayth-wait
25	Kyle Kearson	Fr.	F	6-4	170	West Haven, Conn. / West Haven	
34	Davontrey Thomas	Jr.	F	6-5	200	Poughkeepsie, N.Y. / Poughkeepsie	

Head Coach: Ted Hotaling (Albany '95) – 12th Season
Assistant Coach: Derrick Seldon (Western Connecticut '15) - Second Season
Graduate Assistant Coach: Devon Moore (New haven '22) - First Season
Volunteer Assistant Coach: Shawn Mobilio - Second Season

ANDREW FRANCIS
0 GR | Forward

JEAN BERNARD
1 SO | Forward

TARESE MORSE
2 SO | Forward


JUSTIN HENDRICK
3 SO | Guard

QUASHAWN LANE
4 GR | Guard

JOSHUA HOPSON
5 FR | Forward

TY PERRY
10 SR | Forward


VICTOR OLAWOYE
11 GR | Guard


MAJUR MAJAK
12 SR | Center

CHRISTIAN KELLMAN
13 SO | Guard

KENDALL MCMILLAN
15 SR | Guard


ADRIEL GILL
20 SR | Guard


ETHAN SIMMON
21 FR | Forward

JASON EDOKPAYI
22 SO | Forward

SEAN BRAITHWAITE
23 JR | Forward

KYLE KEARSON
25 FR | Forward


DAVONTREY THOMAS
34 JR | Forward

TED HOTALING
HC 12th Season

VS

TALE OF THE TAPE

10-3, 7-1	OVERALL RECORD	8-6, 5-3
W4	CURRENT STREAK	W4
73.3	POINTS PER GAME	67.9
64.4	OPP POINTS PER GAME	66.6
+8.9	SCORING MARGIN	+1.4
.491	FIELD GOAL PCT	.430
.388	OPP FIELD GOAL PCT	.424
.331	3-POINT FG PCT	.343
.340	OPP 3-POINT FG PCT	.339
7.0	3PT MADE/GAME	7.4
.728	FREE THROW PCT	.708
38.0	REBOUNDS PER GAME	34.5
32.1	OPP. REBOUNDS PER GAME	34.4
+5.9	REBOUND MARGIN	+0.1
12.2	TURNOVERS PER GAME	13.6
-1.6	TURNOVER MARGIN	-0.9
13.3	ASSISTS PER GAME	11.9
5.4	STEALS PER GAME	6.4
4.1	BLOCKS PER GAME	3.1

STATISTICAL LEADERS

SCORING

NEW HAVEN		SNHU	
Perry	16.5	Becht	15.4
Lane	14.8	Okquosa	11.8
Thomas	14.6	Guillory	11.5

REBOUNDING

NEW HAVEN		SNHU	
Majak	11.1	Okquosa	6.9
Olawoye	4.8	Guillory	5.7

ASSISTS

NEW HAVEN		SNHU	
Olawoye	51	Okquosa	35
Lane	48	Becht	31

STEALS

NEW HAVEN		SNHU	
Olawoye	19	Becht	17
Lane	18	Guillory	15

BLOCKS

NEW HAVEN		SNHU	
Majak	39	Grant	18
Lane	7	Okwuosa	8

THE LEAD

One of two one-loss teams in the NE10 standings, the Chargers look for their fifth-straight win and to stay in contention for the top spot in the league rankings when they head back to Manchester, N.H. to face the Southern New Hampshire Penmen. Tip off form Stan Spirou Field House is set for 7:30 p.m. following the women's game.

SCOUTING THE CHARGERS

In the midst of an 11-game NE10 series that begins with back-to-back trips to Manchester, N.H., New Haven has relied heavily on its starting five who are all averaging more than 31 minutes per game, with four of the five averaging in double figures and the five combined providing 86% of the total scoring (820-of-953 total points). Leading the team individually is senior transfer Ty Perry who is averaging 16.5 ppg, third best in the NE10. He is followed closely by both graduate guard Quashawn Lane and junior Davontrey Thomas at 14.8 and 14.6 ppg, respectively. Rounding out the starting five is Victor Olawoye and Majur Majak who average 10.0 and 8.5 ppg, respectively. Among the five, Majak leads the team and the NE10 with an impressive 75.0 percent (48-of-64) shooting from the field, while Lane is also among the best in the league at 55.2 percent (74-of-134). Majak is also the NE10's leading shot blocker with 39 stuffed attempts, which also ranks him second nationally in total blocks.

SCOUTING THE PENMEN

Riding a four-game win streak into the midweek battle against UNH, the Penmen hold an 8-6 overall record and a 5-3 mark in the Northeast-10, with the last three wins in the current streak all against NE10 opponents. As a team, SNHU is averaging 67.9 points per game, while holding opponents to 66.6 ppg. Individually, SNHU is led by Matt Becht who is one of three players averaging double figures with 15.4 ppg, while shooting 63-of-142 and the majority of those shots (43) coming from outside the three-point arc. The 43 three pointers from Becht is currently tied for third most in the conference. Joining Becht in leading the team's offensive efforts is Ethan Okwuosa and Evan Guillory who is averaging 11.8 and 11.5 ppg, respectively.

SERIES HISTORY VS SNHU

- New Haven and Southern New Hampshire meet for the 78th time in the history of the two programs.
- SNHU holds a 50-27 advantage in the previous 77 games, including a series of 23-straight wins during the 90's decade.
- New Haven opened up the series with back-to-back victories before SNHU went on a five-game win streak to take control of the early years.
- In recent memory, New Haven has won four of the last five meetings, including a 70-48 decision last year.

NEXT TIME OUT

New Haven will make a quick stop back in West Haven as they host crosstown rival Southern Connecticut in the Battle of the Elm City on Saturday, January 14. Tipoff at Charger Gym is set for 3:30 p.m. following the women's game. Catch all the action live on the

Charger Sports Network on NE10 NOW with links available at NewHavenChargers.com.

LAST SEASON VS THE PENMEN

The only opponent that New Haven held under 50 points last season, the Chargers posted a 22-point win over the visiting SNHU Penmen, 70-48, as part of a six-game win streak for the Chargers. Defensively, New Haven held SNHU to just 26.5 percent from the field (18-of-68) and forced 13 turnovers. Four of the five New Haven starters finished in double figures with Quashawn Lane leading all scorers in the game with 20 points, the majority of which came at the free throw line where he went 10-of-11. A pair Chargers finished the day with a double double with both Davontrey Thomas and Majur Majak closing out the day with 12 points and 10 boards, while Majak added four blocks. As a team, New Haven finished the day shooting 41.5% (22-of-53), while adding 18 points at the free throw line.

WELCOME TO THE CLUB

With just over 100 seconds remaining against Le Moyne on New Year's Eve, graduate guard Quashawn Lane wrote his name in the record books as he became the 38th player in program history to reach the 1,000 point plateau. With 15 games remaining in the regular season, Lane will continue to climb the all-time scoring list, as he now needs just 22 more points to take over 35th place and can jump to 30th all-time with just 79 more points.

D2SIDA EAST REGION POLL

Riding a four-game win streak and with its win over Saint Anselm, New Haven moved up one spot to fifth in the Week eight D2SIDA regional poll, released on January 9. Heading into the midweek game at SNHU, New Haven is one of seven NE10 teams that make up the 10 team regional poll, which is voted on by two SID's from each of the three conferences that make up the East Region. In the week 8 poll, Bentley leads the way at 12-1 overall, garnering all six first place votes.

UNDER YOUR WATCHFUL EYE

In addition to the regional poll listed above, the Chargers also garnered attention nationally, listed among those schools receiving votes in the opening Top-25 coaches poll released by the National Association of Basketball Coaches. This poll, which is voted on by coaches representing each conference in NCAA Division II, is also updated weekly.

A PERRY GOOD FIRST IMPRESSION

After losing long-time Charger Derrick Rowland in the offseason, the Chargers were one man short in their starting five. Hotaling brought in senior guard Ty Perry to fill that gap in the lineup and the transfer made an immediate impact. After stints at Fordham and Buffalo, Perry now calls New Haven home. In his Chargers' debut, Perry tied a team-high with 20 points on 8-20 shooting while pulling in a career-high nine rebounds. Perry was also a factor on defense, coming away with a career-high three steals on the opposite end. That season-opening 20 points began a streak of eight straight games in double figures, with a high on the season of 24 against Molloy, setting a new career-high for the transfer post player. For the season, Perry leads the team averaging 16.5 points per game, which is third highest in the NE10.

MAJUR BLOCK PARTY

The Chargers' big man transformed the paint into a restricted area last season, swatting away a conference-high 85 shots on his way to NE10 Defensive Player of the Year. After setting the New Haven single-season record for blocked shots, Majak hasn't lost a step, tallying 39 blocks in the 13 games this season. Majak swatted a season-high eight blocks in the 25 point win over Molly just prior to the New Year. In his two short seasons at UNH, Majak currently has 124 blocks which is seventh most in school history. With four more, he will move up two spots to fifth all-time.

ALSO IN THE HUNT

In addition to Lane who recently joined the 1,000 point club, two other players are also in the hunt for their 1,000th career points; Davontrey Thomas and Victor Olawoye. Thomas, who needs 211 points to reach the plateau could do so in just three seasons at UNH, giving him a significant amount of time to move up the all-time scoring list. Olawoye needs 160 points to reach 1,000 career points, as he would do so while splitting his career between Gannon (513 points) and UNH (327 points).

EFFICIENCY IS KEY

The Chargers have been efficient with the ball in their hands, shooting 364-742 (49.1 percent) from the floor, second-best in the conference. Majak currently leads all conference scorers with a 75.0 shooting percentage, followed by Lane, who is shooting 55.2

CHARGERS RECORD WHEN...

Overall	10-3
Home	6-0
Away	4-3
Neutral	0-0
BY MONTH	
November	3-2
December	5-1
January	2-0
February	0-0
March	0-0
BY DAYS OF THE WEEK	
Monday	0-0
Tuesday	2-0
Wednesday	2-1
Thursday	2-0
Friday	0-0
Saturday	4-1
Sunday	0-1
CLOSE GAMES	
New Haven leads with 5:00 left in game	10-0
New Haven trails with 5:00 left in game	0-3
Tied with 5:00 left to play	0-0
Decided by five points or less	2-2
Decided by 6-10 points	3-1
Games decided by 11-plus points	5-0
Overtime	1-0
OFFENSIVE OUTPUT	
New Haven scores less than 50 pts	0-0
New Haven scores 50-59 pts	0-0
New Haven scores 60-69 pts	4-2
New Haven scores 70-79 pts	3-1
New Haven scores 80 or more pts	3-0
DEFENSIVE OUTPUT	
Opponent scores less than 50 pts	0-0
Opponent scores 50-59 pts	3-0
Opponent scores 60-69 pts	5-1
Opponent scores 70-79 pts	2-2
Opponent scores 80 or more pts	0-0
NEW HAVEN FROM THE FIELD	
New Haven shoots below 30%	0-0
New Haven shoots 30-40%	1-1
New Haven shoots 40-50%	4-2
New Haven shoots above 50%	5-0
New Haven shoots higher % than opp	9-2
New Haven shoots lower % than opp	1-1
New Haven shoots same % as opp	0-0
REBOUNDING	
Outrebounded opponent	8-2
Outrebounded by opponent	1-1
Rebounds are equal	1-0
MISCELLANEOUS	
Leading at halftime	8-0
Trailing at halftime	1-3
Tied at halftime	1-0
Has two players or less in double figures	0-1
Has three players in double figures	4-0
Has four or more players in double figures	6-2
Commit same or less TO than opp.	4-1
Commit more TO than opp.	6-2
Games following a win	7-2
Games following a loss	3-0
Makes more or same 3FGs than opp	3-0
Makes less 3FGs than opp	8-2
Makes more or same FTs than opp	9-2
Makes fewer FTs than opp	1-1

CHARGERS BY THE NUMBERS

DOUBLE DIGIT SCORING	22-23	NE10	CAREER
Braithwaite	--	--	2
Hendrick	1	1	1
Lane	13	8	28
Majak	6	3	12
Olawoye	5	4	12
Perry	11	7	11
Thomas	12	7	42

20+ POINT GAMES	22-23	NE10	CAREER
Lane	1	1	8
Perry	5	2	5
Thomas	2	2	5

10+ REB GAMES	22-23	NE10	CAREER
Lane	--	--	1
Majak	8	5	15
Thomas	1	--	5

5+ ASSIST GAMES	22-23	NE10	CAREER
Lane	4	4	23
McMillan	--	--	2
Olawoye	4	2	11
Thomas	--	--	1

10+ ASSIST GAMES	22-23	NE10	CAREER

5+ BLOCK GAMES	22-23	NE10	CAREER
Majak	2	1	7

5+ STEAL GAMES	22-23	NE10	CAREER
Lane	--	--	1
Olawoye	--	--	1

DOUBLE-DOUBLE (P/R)	22-23	NE10	CAREER
Lane	--	--	1
Majak	5	2	9
Thomas	1	--	5

GAMES STARTED	22-23	NE10	CAREER
Braithwaite	1	1	4
Lane	13	8	89
Majak	13	8	39
McMillan	--	--	1
Olawoye	13	8	33
Perry	12	7	12
Thomas	13	8	69

percent. With 13 games in the books, the Chargers average 73.3 points per game, which is sixth best in the NE10, while they rank second in the NE10 in offensive efficiency (1.055).

DOMINATE THE PAINT

After drawing even in rebounds with an opponent for the first time against Franklin Pierce, the Chargers continue to dominate on the rebounding front, finishing 10 games outrebounding their opponent, while tied in that column once. Overall, the Chargers are 8-2 when either tied or outrebounding their opponent. For the season, Majur Majak leads the team with his 11.1 rebounds per game average, which leads the NE10. In addition, Majak leads the conference in defensive rebounds per game (9.3), which is second best in all of NCAA Division II. As a squad, the team leads the NE10 with 31.1 defensive rebounds per game and fourth in total rebounds with 38.0.

DEFENSE ON LOCK

The Chargers enter the matchup vs Southern New Hampshire allowing the second-least amount of points in the conference, holding opponents to 64.4 points per game, trailing only Pace at 63.8 ppg. New Haven has also held opponents to a 38.8 field goal percentage, second in the NE10, and 34.0 from three-point range which is fourth in the conference.

SEASON OF GIVING

The Chargers racked up a season-best 18 assists in its win over Molloy after finishing with back-to-back games with 16 assists to open the season. Overall, the Chargers finished the first eight games of the year with double figures assists, with just two games not in double figures, both on the road at Chestnut Hill and Saint Anselm. For the season, the Chargers are averaging 13.3 assists per game, led by Victor Olawoye and Quashawn Lane who have 51 and 48 assists, respectively.

PRESEASON POLL

In a poll of the league's 13 head coaches, the New Haven men's basketball team was predicted to win the NE10 title in 2022-23, earning five of the 13 possible first place votes. This comes on the heels of closing out the 2021-22 season with an 18-9 record and earning a trip to the NCAA East Region Semifinal round.

2022-23 Northeast-10 Men's Basketball Coaches' Poll

1. New Haven – 133 (5)
2. Pace – 127 (4)
3. Bentley – 126 (4)
4. Saint Anselm – 111
5. Southern New Hampshire – 102
6. Adelphi – 82
7. Franklin Pierce – 67
8. Le Moyne – 65
T-9. Assumption – 57
T-9. Saint Rose – 57
11. Saint Michael's – 43
12. Southern Connecticut – 29
13 – American International – 15
(#) indicates first-place votes

AT THE HELM

Head coach Ted Hotaling in in the midst of his 12th season strolling the sidelines

TEAM STATISTICS

	All Games	Home	Away	Neutral	Non-Conf.	Conf. Games	Postseason
RECORD	10-3	6-0	4-3	-	3-2	7-1	-
SCORING	953	463	490	-	365	588	-
Points per game	73.3	77.2	70.0	-	73.0	73.5	-
Scoring margin	+8.9	+13.7	+4.9	-	+5.6	+11.0	-
FIELD GOALS-ATT	364-742	181-349	183-393	-	132-287	232-455	-
Field goal pct	.491	.519	.466	-	.460	.510	-
3 POINT FG-ATT	91-275	47-130	44-145	-	3240-126	51-149	-
3-point FG pct	.331	.362	.303	-	.317	.342	-
3-pt FG made per game	7.0	7.8	6.3	-	8.0	6.4	-
FREE THROWS-ATT	134-184	54-75	80-109	-	61-83	73-101	-
Free throw pct	.728	.720	.734	-	.735	.723	-
REBOUNDS	494	230	264	-	190	304	-
Rebounds per game	38.0	38.3	37.7	-	38.0	38.0	-
Rebounding margin	+5.9	+4.7	+7.0	-	+5.2	+6.4	-
ASSISTS	173	95	78	-	65	108	-
Assists per game	13.3	15.8	11.1	-	13.0	13.5	-
TURNOVERS	158	65	93	-	69	89	-
Turnovers per game	12.2	10.8	13.3	-	13.8	11.1	-
Turnover margin	-1.6	-0.5	-2.6	-	-3.0	-0.8	-
Assist/turnover ratio	1.1	1.5	0.8	-	0.9	1.2	-
STEALS	70	35	35	-	30	40	-
Steals per game	5.4	5.8	5.0	-	6.0	5.0	-
BLOCKS	53	30	23	-	26	27	-
Blocks per game	4.1	5.0	3.3	-	5.2	3.4	-

alongside his Chargers. With 182 career victories, Hotaling stands second among nine head coaches in the history of the New Haven men's basketball program and with 18 more wins would become just the second coach in program history to win 200 career games. Named the ninth head coach in program history on March 31, 2010, Hotaling led the Chargers to back-to-back appearances in the Northeast-10 Conference Championship game, a pair of nine total appearances in the conference tournament under his tutelage. In addition, Hotaling's teams have earned four bids to the NCAA Division II National Tournament, the most recent coming in 2022.

BUILDING FOR THE FUTURE

If you haven't visited North Campus recently you haven't seen the construction taking place adjacent to Charger Gymnasium. The site is the future home of the Peterson Performance Center, a state of the art facility that will house strength and conditioning, sports medicine, a new football locker room and meeting space with the ability to be tailored for the many different needs of all 20 varsity Charger athletic teams. The entire facility will measure 7,000 square feet and house 20 Olympic style weightlifting racks and a 60-yard turf agility and conditioning area. Construction is scheduled to be completed during the fall with the building opening for the Spring 2023 semester.

NORTHEAST-10 CONFERENCE STANDINGS

Through Games of Jan 7

	NE10			OVERALL		
	W	L	PCT	W	L	PCT
Bentley	7	1	.875	12	1	.923
New Haven	**7**	**1**	**.875**	**10**	**3**	**.769**
Saint Anselm	7	2	.778	10	4	.714
So. Connecticut	6	2	.750	11	4	.733
Le Moyne	6	2	.750	9	7	.563
Pace	5	3	.625	13	3	.813
So. New Hampshire	5	3	.625	8	6	.571
Franklin Pierce	3	5	.375	7	7	.500
Saint Michael's	2	6	.250	8	8	.500
American Int'l	2	6	.250	4	12	.250
Adelphi	1	7	.125	7	9	.438
Assumption	1	7	.125	5	9	.357
Saint Rose	1	8	.111	7	10	.412

SCORING BREAKDOWN (NEW HAVEN/OPPONENT)

Game	Pts in Paint	Pts off TOs	2nd ch. Pts.	1st Half Pts.	2nd Half Pts.	OT	FT	FB	Starter	Bench
at Saint Michael's	44/22	9/10	12/6	31/32	43/43	-	9/9	9/11	69/66	5/9
ADELPHI	48/14	15/13	3/10	46/32	36/32	-	8/6	16/14	73/47	9/17
at Saint Rose	42/32	25/15	9/11	29/29	32/32	8/4	9/4	2/8	64/44	5/21
at Indiana (PA)	26/22	7/17	9/6	22/33	38/32	-	8/19	9/8	60/60	0/5
at American Int'l	34/20	6/9	15/3	33/21	48/33	-	13/5	14/4	58/28	23/26
FRANKLIN PIERCE	32/16	7/4	4/7	28/19	39/37	-	10/6	18/5	65/38	2/18
ASSUMPTION	40/26	2/14	0/8	46/37	28/36	-	8/3	14/5	64/66	10/7
BLOOMFIELD	34/30	12/12	0/4	33/24	41/42	-	8/0	16/8	65/43	9/23
at Chestnut Hill	32/24	15/3	7/23	28/37	37/37	-	18/15	2/0	50/56	15/18
MOLLOY	36/26	12/17	12/6	54/35	43/37	-	14/12	18/17	72/40	25/32
LE MOYNE	40/16	10/3	9/1	37/30	32/20	-	6/5	14/13	63/24	6/26
at Georgian Court	28/20	10/13	10/11	37/31	32/29	-	13/4	7/17	57/38	12/22
at Saint Anselm	40/26	11/13	7/13	36/37	36/26	-	10/3	12/14	67/59	5/4
at So. New Hampshire										
SO CONNECTICUT										
at Bentley										
PACE										
at Adelphi										
at Franklin Pierce										
SAINT ROSE										
AMERICAN INT'L										
SAINT MICHAEL'S										
at Assumption										
STATEN ISLAND										
at Le Moyne										
SAINT ANSELM										

CLASS SCORING

	Fr.	So.	Jr.	Sr.	Gr.
at Saint Michael's	-	-	25	30	19
ADELPHI	-	2	23	21	36
at Saint Rose	2	-	18	28	21
at Indiana (PA)	-	-	14	26	20
at American Int'l	6	14	17	22	22
FRANKLIN PIERCE	-	2	15	28	22
ASSUMPTION	2	2	6	32	32
BLOOMFIELD	2	3	16	30	23
at Chestnut Hill	-	1	20	19	25
MOLLOY	3	14	18	37	25
LE MOYNE	0	3	15	26	25
at Georgian Court	2	0	15	30	22
at Saint Anselm	0	5	32	2	33
at So New Hampshire					
SO CONNECTICUT					
at Bentley					
PACE					
at Adelphi					
at Franklin Pierce					
SAINT ROSE					
AMERICAN INT'L					
SAINT MICHAEL'S					
at Assumption					
STATEN ISLAND					
at Le Moyne					
SAINT ANSELM					
TOTAL	**17**	**46**	**234**	**331**	**325**

GAME-BY-GAME STARTERS (MIN.)

GAME					
at Saint Michael's	Lane (39)	Olawoye (37)	Majak (31)	Thomas (37)	Perry (29)
ADELPHI	Lane (30)	Olawoye (28)	Majak (26)	Thomas (32)	Perry (28)
at Saint Rose	Lane (43)	Olawoye (40)	Majak (33)	Thomas (42)	Perry (39)
at Indiana (PA)	Lane (36)	Olawoye (36)	Majak (37)	Thomas (37)	Perry (35)
at American Int'l	Lane (25)	Olawoye (26)	Majak (23)	Thomas (26)	Perry (27)
FRANKLIN PIERCE	Lane (35)	Olawoye (33)	Majak (33)	Thomas (35)	Perry (32)
ASSUMPTION	Lane (32)	Olawoye (34)	Majak (35)	Thomas (37)	Perry (35)
BLOOMFIELD	Lane (31)	Olawoye (26)	Majak (32)	Thomas (31)	Perry (33)
at Chestnut Hill	Lane (30)	Olawoye (35)	Majak (27)	Thomas (33)	Perry (31)
MOLLOY	Lane (27)	Olawoye (24)	Majak (26)	Thomas (28)	Perry (27)
LE MOYNE	Lane (33)	Olawoye (28)	Majak (29)	Thomas (36)	Perry (26)
at Georgian Court	Lane (34)	Olawoye (28)	Majak (28)	Thomas (36)	Perry (26)
at Saint Anselm	Lane (40)	Olawoye (38)	Majak (37)	Thomas (40)	Braithwaite (34)
at So. New Hampshire	-	-	-	-	-
SO CONNECTICUT	-	-	-	-	-
at Bentley	-	-	-	-	-
PACE	-	-	-	-	-
at Adelphi	-	-	-	-	-
at Franklin Pierce	-	-	-	-	-
SAINT ROSE	-	-	-	-	-
AMERICAN INT'L	-	-	-	-	-
SAINT MICHAEL'S	-	-	-	-	-
at Assumption	-	-	-	-	-
STATEN ISLAND	-	-	-	-	-
at Le Moyne	-	-	-	-	-
SAINT ANSELM	-	-	-	-	-

CHARGERS IN THE NE10

TEAM STATS

CATEGORY	RANK	STAT
SCORING OFFENSE	6th	73.3
SCORING DEFENSE	2nd	64.4
FG %	2nd	49.1
FG % DEFENSE	2nd	38.8
FT %	6th	72.8
3-PT FG %	11th	33.1
3-PT FG % DEFENSE	4th	34.0
ASSISTS/GAME	7th	13.3
TOTAL REBOUNDING	4th	38.0
OFFENSIVE REB.	13th	6.8
DEFENSIVE REB.	1st	31.2
REBOUNDING MARGIN	2nd	5.9
BLOCKED SHOTS/GAME	3rd	4.1
STEALS/GAME	12th	5.4

INDIVIDUAL STATS (TOP 20)

PLAYER	RANK	STAT
POINTS PER GAME		
Ty Perry	3rd	16.5
Quashawn Lane	10th	14.8
Davontrey Thomas	11th	14.6
REBOUNDS PER GAME		
Majur Majak	1st	11.1
ASSISTS PER GAME		
Victory Olawoye	5th	3.9
Quashawn Lane	7th	3.7
BLOCKS PER GAME		
Majur Majak	1st	3.0
STEALS PER GAME		
Victory Olawoye	6th	1.5
Quashawn Lane	8th	1.4
FIELD GOAL PERCENTAGE		
Majur Majak	1st	75.0
Quashawn Lane	8th	55.2
Ty Perry	20th	49.4
3-POINT FG PERCENTAGE		
3-POINT FG MADE PER GAME		
Davontrey Thomas	3rd	2.9
FREE THROW %		
Quashawn Lane	4th	86.8
Ty Perry	13th	77.4
Victory Olawoye	18th	71.1

SEASON RECORDS

POINTS

1.	Gary Liberatore	1,009	1965-66
2.	Gary Liberatore	810	1963-64
3.	Gary Liberatore	753	1964-65
4.	Herb Watkins	681	1987-88
5.	Ronald Riordan	667	1969-70
6.	Brian Smith	659	1989-90
7.	Jason Williams	655	1992-93
	Herb Watkins	655	1986-87
9.	Ismael Caro	639	2003-04
10.	Gary Battle	631	1989-90

POINTS PER GAME

1.	Gary Liberatore	35.9	1964-65
2.	Gary Liberatore	32.5	1965-66
3.	Gary Liberatore	32.4	1963-64
4.	Ronald Riordan	30.3	1969-70
5.	Gary Liberatore	26.3	1962-63
6.	Ronald Riordan	26.1	1968-69
7.	Jason Williams	24.3	1992-93
8.	Edgar Maull	23.0	1981-82
9.	Jim Allen	22.9	1977-78
10.	Herb Watkins	22.7	1987-88

FIELD GOALS

1.	Gary Liberatore	402	1965-66
2.	Gary Liberatore	324	1963-64
3.	Gary Liberatore	296	1964-65
4.	Herb Watkins	284	1986-87
5.	Herb Watkins	265	1987-88
6.	Ronald Riordan	260	1969-70
7.	Phil Andros	258	1965-66
8.	Edgar Maull	250	1981-82
9.	Gary Liberatore	249	1962-63
10.	Ken Sinclair	248	1983-84

FIELD GOAL PERCENTAGE (min. 100 made)

1.	Mihailo Vasic (126-205)	.615	2016-17
2.	Kelvin Jackson (113-189)	.598	2008-09
3.	Dick Jackson (183-312)	.587	1964-65
4.	Herb Watkins (194-331)	.586	1985-86
5.	Robert Jamerson (171-293)	.584	2010-11
6.	Robert Glover (115-200)	.575	1995-96
7.	John Raslavsky (140-244)	.574	1965-66
8.	Nick Zauner (141-248)	.569	1999-00
9.	Fred Hill (138-243)	.568	1981-82
10.	Keith Wright (135-238)	.567	2003-04

THREE-POINT FIELD GOALS

1.	Mike Grove	100	1991-92
2.	Mike Grove	86	1992-93
3.	Justin Exum	82	2012-13
4.	Justin Exum	80	2010-11
	Danny Upchurch	80	2017-18
6.	Jemal Mosley	78	2014-15
7.	Brian Smith	71	1989-90
	Elijah Bailey	71	2019-20
9.	Justin Exum	70	2011-12
10.	Derrick Rowland	69	2019-20

THREE-POINT PERCENTAGE (min. 40 made)

1.	Gary Battle (55-113)	.487	1988-89
2.	Herb Watkins (56-120)	.467	1987-88
3.	Mike Stys (46-102)	.451	2010-11
4.	Justin Exum (82-190)	.432	2012-13
5.	Jerome Goforth (53-123)	.431	1995-96
6.	Jemal Mosley (48-113)	.425	2016-17
7.	Alberto Alberdi (62-147)	.422	2002-03
8.	Jason Williams (66-158)	.418	1992-93
9.	Brian Smith (71-171)	.415	1989-90
10.	Gary Battle (60-145)	.414	1989-90

FREE THROWS

1.	Gary Liberatore	205	1965-66
2.	Gary Liberatore	162	1963-64
3.	Gary Liberatore	161	1964-65
4.	Ronald Riordan	147	1969-70
5.	Bill Jeffress	143	1986-87
6.	Ronald Riordan	136	1968-69
7.	Hency Watt	126	1988-89
8.	Tetrick Stonar	124	2007-08
	Jim Allen	124	1977-78
10.	John Sullivan	121	2005-06
	Ismael Caro	121	2003-04
	Anthony McKnight	121	1985-86

FREE THROW PERCENTAGE (min. 100 made)

1.	Jason Williams (115-125)	.920	1992-93
2.	Gary Liberatore (161-191)	.843	1964-65
3.	Jack Nisbet (114-137)	.832	1966-67
4.	Gary Battle (115-139)	.827	1989-90
5.	Ronald Riordan (136-167)	.814	1968-69
6.	Jim Allen (124-153)	.810	1977-78
7.	Gary Liberatore (205-254)	.807	1965-66
8.	Jeffery Adkins (117-145)	.807	2013-14
9.	Tetrick Stonar (124-154)	.805	2007-08
10.	Ronald Riordan (147-185)	.795	1969-70

REBOUNDS

1.	Phil Andros	672	1965-66
2.	Phil Andros	452	1966-67
3.	Joe Pacheco	427	1967-68
	John Raslavsky	425	1965-66
5.	Don Dempsey	390	1967-68
6.	Cameron Drew	364	1984-85
7.	Eric Anderson	354	2014-15
8.	Eric Anderson	352	2013-14
	Joe Pacheco	352	1969-70
	Phil Andros	352	1964-65

ASSISTS

1.	Jack Nisbet	223	1966-67
2.	Ken Coleman	193	1986-87
3.	Ken Sinclair	192	1983-84
4.	Joe Sclafani	186	1982-83
5.	Danny Upchurch	179	2017-18
6.	Hency Watt	177	1988-89
7.	Ismael Caro	175	2003-04
8.	Ken Sinclair	172	1982-83
9.	Danny Upchurch	163	2016-17
10.	Joe Sclafani	162	1981-82

BLOCKS (since 1978)*

1.	**Majur Majak**	**85**	**2021-22**
2.	Eric Anderson	75	2013-14
3.	Herb Watkins	73	1986-87
4.	Eric Anderson	71	2012-13
	Bill Jeffress	71	1986-87
6.	Herb Watkins	66	1987-88
7.	Bryan Johnson	60	1982-83
8.	Kelvin Jackson	57	2008-09
9.	Bryan Johnson	54	1983-84
10.	Eric Anderson	51	2011-12
	Larry Emery	51	1978-79

* Blocks were not recorded in the 1979-80 season

STEALS (since 1978)

1.	Ismael Caro	85	2002-03
2.	Ken Coleman	79	1986-87
3.	Ken Coleman	78	1987-88
	Herb Watkins	78	1987-88
5.	Ismael Caro	76	2003-04
6.	Ken Sinclair	75	1983-84
7.	Hency Watt	70	1988-89
8.	Mike Summers	69	1999-00
9.	Herb Watkins	63	1986-87
10.	Hency Watt	59	1987-88

CAREER RECORDS

SCORING (1,000-Point Club)

1.	Gary Liberatore	3,176	1962-66
2.	Herb Watkins	1,998	1984-88
3.	Gary Battle	1,959	1988-91
4.	Jason Williams	1,949	1990-93
5.	Brian Smith	1,936	1987-91
6.	Cassius Chaney	1,893	2006-10
7.	Jim Allen	1,785	1975-79
8.	Elijah Bailey	1,780	2016-20
9.	Edgar Maull	1,681	1979-83
10.	Hency Watt	1,655	1985-89
11.	Justin Exum	1,635	2010-14
12.	Phil Andros	1,627	1963-67
13.	Mike Grove	1,589	1990-93
14.	Eric Anderson	1,551	2011-15
15.	Willie Mintz	1,408	1978-82
16.	Greg Spicer	1,382	1982-86
17.	Bill Jeffress	1,354	1984-88
18.	Dick Jackson	1,335	1961-65
19.	Ronald Riordan	1,323	1968-70
20.	John Sullivan	1,322	2003-06
21.	Jeffrey Adkins	1,308	2010-14
22.	Derek Rowland	1,295	2017-22
23.	Barry Cunningham	1,261	1973-77
24.	Jamaal Brooks	1,248	2001-05
25.	Ken Coleman	1,229	1984-88
26.	Keith Wright	1,204	2000-04
27.	Kessly Felizor	1,135	2016-20
28.	Larry Haney	1,132	1975-79
29.	Cameron Drew	1,123	1983-87
30.	Jack Nisbet	1,113	1965-69
31.	Jerome Goforth	1,101	1994-96
	Anthony McKnight	1,101	1983-86
33.	Ismael Caro	1,099	2002-04
34.	Dwane Crawford	1,095	1990-93
35.	Tetrick Stonar	1,056	2005-08
36.	Don Dempsey	1,042	1964-68
37.	**Quashawn Lane**	**1,035**	**2018-Pres.**
38.	Ken Sinclair	1,027	1980-84

FIELD GOALS

1.	Gary Liberatore	1,271	1962-66
2.	Herb Watkins	846	1984-88
3.	Jim Allen	744	1975-79
4.	Brian Smith	732	1987-91
5.	Cassius Chaney	728	2006-10
6.	Jason Williams	725	1989-93
7.	Gary Battle	722	1987-91
8.	Edgar Maull	705	1979-83
9.	Elijah Bailey	638	2016-20
10.	Willie Mintz	623	1978-82

FIELD GOAL PERCENTAGE (min. 200 made)

1.	Kelvin Jackson (328-556)	.590	2006-10
2.	Jon Castaldi (245-427)	.574	2002-06
3.	Nick Zauner (213-380)	.561	1997-2000
4.	John Raslavsky (211-378)	.558	1962-66
5.	Kessly Felizor (400-729)	.549	2016-20
6.	Bill Jeffress (491-896)	.548	1984-88
7.	Fred Hill (395-726)	.544	1980-83
8.	Samont Washington (410-755)	.543	1998-2001
9.	Phil Andros (555-1,032)	.538	1963-67*
10.	Keith Wright (494-921)	.536	2000-04
	Herb Watkins (846-1,578)	.536	1984-88

*1964-65 field goals made/attempted not available

THREE-POINT FIELD GOALS

1.	Justin Exum	294	2010-14
2.	Mike Grove	251	1989-93
3.	Derrick Rowland	217	2017-22
4.	Elijah Bailey	213	2016-20
5.	Alberto Alberdi	190	1998-03
	Gary Battle	190	1987-91
7.	D.J. Sackmann	179	2005-09
8.	Jason Williams	177	1989-93
9.	Brian Smith	175	1987-91
10.	Jeremy Williams	161	2009-13

THREE-POINT PERCENTAGE (min. 100 made)

1.	Jason Williams (177-419)	.422	1989-93
2.	Jerome Goforth (121-295)	.410	1994-96
3.	Gary Battle (190-466)	.408	1987-91
4.	Brian Smith (175-437)	.400	1987-91
5.	Alberto Alberdi (190-481)	.395	1998-03
6.	Justin Exum (294-784)	.375	2010-14
7.	Ken Coleman (106-283)	.375	1984-88
8.	Mike Grove (251-671)	.374	1989-93
9.	Darryl Greene (127-344)	.369	2006-10
	Jemal Mosley (146-396)	.369	2013-16

FREE THROWS

1.	Gary Liberatore	634	1962-66
2.	Hency Watt	398	1985-89
3.	Bill Jeffress	372	1984-88
4.	Cassius Chaney	336	2006-10
5.	Gary Battle	325	1987-91
	Jack Nisbet	325	1965-69
7.	Jason Williams	322	1989-93
8.	John Sullivan	314	2002-06
9.	Jeffery Adkins	309	2010-14
10.	Justin Exum	303	2010-14
	Ken Coleman	303	1984-88

FREE THROW PERCENTAGE (min. 200 made)

1.	Elijah Bailey (291-346)	.841	2016-20
2.	Justin Exum (303-361)	.839	2010-14
3.	Jason Williams (322-384)	.839	1989-93
4.	Gary Battle (325-393)	.827	1987-91
5.	Darryl Greene (213-264)	.807	2006-10
6.	Ronald Riordan (283-352)	.804	1968-70
7.	Jim Allen (297-375)	.792	1975-79
8.	Gary Liberatore (634-801)	.792	1962-66
9.	Larry Haney (254-328)	.774	1975-79
10.	Edgar Maull (271-353)	.768	1979-83

REBOUNDS

1.	Phil Andros	1,732	1963-67
2.	Eric Anderson	1,271	2011-15
3.	Joe Pacheco	1,214	1966-70
4.	Willie Mintz	1,181	1978-82
5.	John Sullivan	1,000	2003-06
6.	Don Dempsey	931	1964-68
7.	Kessly Felizor	922	2016-20
8.	Cassius Chaney	903	2006-10
9.	John Raslavsky	847	1962-66
10.	Herb Watkins	832	1984-88

ASSISTS

1.	Ken Coleman	595	1984-88
2.	Ken Sinclair	570	1980-84
3.	Jeffery Adkins	400	2010-14
4.	Hency Watt	399	1985-89
5.	Dwayne Arrington	384	1992-96
6.	Joe Sclafani	348	1981-83
7.	Jack Nisbet*	343	1965-69*
8.	Danny Upchurch	342	2016-18
9.	**Quashawn Lane**	**330**	**2018-22**
10.	Ismael Caro	323	2002-04

* Assists were not recorded for all of Nisbet's career

BLOCKS (since 1978)

1.	Eric Anderson	238	2011-15
2.	Herb Watkins	191	1984-88
3.	Bill Jeffress	172	1984-88
4.	Dwane Crawford	163	1989-93
5.	Bryan Johnson	127	1981-84
6.	Kelvin Jackson	125	2006-10
7.	**Majur Majak**	**121**	**2021-22-Pres.**
8.	Keith Wright	102	2000-04
9.	Cyrus James	94	2011-15
10.	Brian Smith	88	1987-91

STEALS (since 1978)

1.	Ken Coleman	270	1984-88
2.	Herb Watkins	217	1984-88
3.	Hency Watt	198	1985-89
4.	Ken Sinclair	162	1980-84
5.	Ismael Caro	161	2002-04
6.	Mike Summers	154	1997-00
	Dwayne Arrington	154	1992-96
8.	Kobie Fowler	150	1990-93
9.	Brian Smith	142	1988-91
10.	Jeffery Adkins	133	2010-14

THE LAST TIME

THE LAST TIME A NEW HAVEN STUDENT-ATHLETE...

Scored 20-29 points	**Ty Perry (21) at Georgian Court, 01/04/23**
Scored 30-39 points	Derrick Rowland (31) vs. Saint Michael's, 01/08/22
Scored 40-49 points	Ismael Caro (46) vs. Bentley, 01/26/04
Scored 50 points	Ron Riordan (51) vs. Husson (3OT), 12/20/69
Made 10 field goals	**Ty Perry (10-13) vs. Molloy,12/29/22**
Made 10 free throws	Quashawn Lane (10-11) vs. Southern New Hampshire, 02/10/22
Made 5-9 three-pointers	**Davontrey Thomas (5) at American International, 11/30/22**
Made 10 three-pointers	Justin Exum (11-16) at Le Moyne, 11/28/10
Had 10-14 rebounds	**Majur Majak (17), Davontrey Thomas (11)at Georgian Court, 01/04/23**
Had 15-19 rebounds	**Majur Majak (17) at Georgian Court, 01/04/23**
Had 20 rebounds	Eric Anderson (22) vs. Pace, 02/14/15
Had 10 assists	Derrick Rowland (10) vs Holy Family, 12/15/19
Had 5 blocks	**Majur Majak (8) vs. Molloy, 12/29/22**
Had 5 steals	Victory Olawoye (5) vs. STAC, 03/13/22
Had a double-double	**Davontrey Thomas (10 pts, 11 rebs) at Georgian Court, 01/04/23**
Had a triple-double	Eric Anderson (26 pts., 28 rebs., 10 ast.) vs. Saint Anselm, 12/31/14
Had 20 points and 20 rebounds	Eric Anderson (20 pts., 22 rebs.) vs. Pace, 02/14/15
Had consecutive double-doubles	Majur Majak at Franklin Pierce 2/14 & vs. Southern Connecticut (12 pts, 18 rebs), 02/16/22
Led team in points, rebounds and assists	Quashawn Lane (20 pts., 6 rebs., 7 assts.) at Southern Connecticut, 12/01/21
Scored in the final 10 seconds to win	Elijah Bailey (Layup with 2.3 seconds remaining in OT) at Stonehill, 01/18/20

THE LAST TIME A NEW HAVEN TEAM...

Allowed 50 points or fewer	vs CSI (W, 81-50), 11/12/21
Won by 20+ points	**Molloy (W, 97-72), 12/29/22**
Won by 30+ points	vs Saint Rose (W, 90-56), 02/08/22
Scored 90+ points	vs Saint Rose (W, 90-56), 02/08/22
Scored 100+ points	vs D'Youville (W, 101-52), 11/12/21
Had 50 rebounds	51 vs D'Youville (W, 101-52), 11/12/21
Shot 50 percent or better from the field	**60.0% vs Molloy (W, 97-72), 12/29/22**
Shot 60 percent or better from the field	**60.0% vs Molloy (W, 97-72) 12/29/22**
Shot 70 percent or better from the field	at Pace (32-45, 71.1 percent), 02/18/17
Shot 50 percent or better from three-point range (min. 10 attempts)	vs Stonehill (10-20, 50.0 percent), 01/16/22
Shot 60 percent or better from three-point range (min. 10 attempts)	at Adelphi (15-25, 60.0 percent), 01/04/20
Shot 90 percent or better from the free throw line (min. 10 attempts)	at Southern Connecticut (11-22, 91.7 percent), 12/01/21
Finished without a three point field goal	vs Merrimack (0-14), 02/25/18
Made 10-14 three-pointers	**11 vs Molloy, 12/29/22**
Made 15 three-pointers	at Adelphi (15-25), 01/04/20
Made more three-point than two-point field goals	vs. Southern Connecticut (18 three-pointers, 12 two-pointers), 02/06/19
Had 10 blocked shots	vs. Southern Connecticut (10), 02/16/22
Had 10 steals	12 vs. Southern Connecticut, 02/16/22
Had 20 assists	26 vs Saint Rose, 02/08/22
Had 4 players in double figures	**vs. Le Moyne (Thomas 14, Lane 13, Perry 12, Majak, 12, Olawoye 12), 12/31/22**
Had 5 players in double figures	**vs. Le Moyne (Thomas 14, Lane 13, Perry 12, Majak, 12, Olawoye 12), 12/31/22**
Had 6 players in double figures	at Adelphi (Upchurch 16, Vasic 15, Bourke 13, Kane 13, Rowland 11, Kane 10), 11/18/17
Had all 5 starters in double figures	**vs. Le Moyne (Thomas 14, Lane 13, Perry 12, Majak, 12, Olawoye 12), 12/31/22**
Had 2 players with 20 points	**vs Saint Michael's (Perry 20, Thomas 20), 11/16/22**
Had 3 players with 20 points	vs Franklin Pierce (Bailey 21, Felizor 21, Rowland 20), 02/01/20
Had 5 players score 20 points	vs. Baptist (Wilder 31, Cunningham 22, MacLaughlin 22, Carey 21, Seilhamer 20), 01/05/74
Had 2 players with 10 rebounds	vs Southern New Hampshire (Majak 10, Thomas 10), 02/10/22
Had 2 players record a double-double	vs Southern New Hampshire (Majak 12 pts./10 rebs., Thomas 12 pts./10 rebs.), 02/10/22
Won in overtime	**at Saint Rose (W, 69-65), 11/22/22**
Lost in overtime	at Adelphi (L, 91-94), 01/04/20
Scored 80 points or more and lost	at Adelphi (L, 91-94 ot), 01/04/20
Allowed 50 points or fewer and lost	vs. Saint Rose (L, 47-36), 02/07/15
Played a nationally-ranked opponent	**vs No. 3 Indiana (Pa.) (L, 60-65), 11/26/22**

TED HOTALING

HEAD COACH

TWELFTH SEASON
ALBANY '95

With 179 career victories, Ted Hotaling stands second among nine head coaches in the history of the New Haven men's basketball program and with 21 more wins would become just the second coach in program history to win 200 career games. The 2022-23 season will mark his 12th season strolling the sidelines of Charger Gymnasium.

Named the ninth head coach in program history on March 31, 2010, Hotaling led the Chargers to back-to-back appearances in the Northeast-10 Conference Championship game, a pair of nine total appearances in the conference tournament under his tutelage. In addition, Hotaling's teams have earned four bids to the NCAA Division II National Tournament, the most recent coming in 2022.

Highlighting his 179 career victories was a 79-68 win over crosstown rival Southern Connecticut State University on February 15, 2016 which earned Hotaling his 100th career victory at the helm of the Blue and Gold, becoming the fourth coach at New Haven to reach the century mark. Three years later, to the day, Hotaling earned his 150th career victory when the Chargers posted a 72-61 home win over American International. Overall, Hotaling's .558 winning percentage ranks third in program history, while his record of 55-45 through his first 100 contests was the best since 1995.

Under his guidance, Hotaling has led a host of Chargers to postseason accolades and career records marks. Leading that list is Eric Anderson '15, a two-time All-American (2014, 2015), three-time Northeast-10 Defensive Player of the Year, two-time All-Region and four-time All-Conference performer. Anderson closed out his career at New Haven 14th all-time in scoring (1,551 points) while he also set a school record with 238 career blocks, passing Herb Watkins (191; 1984-88).

Anderson is one of 10 different players who all-totaled hauled in 17 All-Northeast-10 Conference honors under Hotaling. In addition, Hotaling's players have collected five major NE10 distinctions, and four different players have received All-Region honors during his tenure.

In the most recent season completed, Hotaling led the Chargers back to the NCAA Division II Championship for the fourth time in his tenure, advancing to the East Region semifinal round for the second time in as many appearances. Overall, New Haven closed out the 2021-22 season with an 18-9 overall record and a mark of 13-6 in the Northeast-10, finishing second in the Southwest Division.

Among the individual highlights for New Haven was Majur Majak who was named the NE10's Defensive Player of the Year while leading the team, the NE10 and all of NCAA Division II in blocks per game with an average of 3.1, as he closed out the season with a New Haven single season record of 85 blocks. In addition to Majak, point guard Quashawn Lane also earned a spot on the NE10 All-Conference Second Team.

In the Chargers return to the court following the CoVID-19 pandemic shutdown, Hotaling led the Chargers to their second-straight appearance in the NE10 Championship game, wrapping up the 2019-20 campaign with a 15-15 record. As the fifth seed in the Southwest Division, the Chargers were road warriors throughout the tournament, with the highlight of the championship coming in the semifinals when New Haven outlasted Stonehill in an instant three overtime thriller 101-100.

The season prior (2018-19), the Chargers finished with a 21-10 record, their third 20+ win season under Hotaling, after earning an at-large bid to their eighth NCAA Tournament appearance. New Haven's postseason run came to an end against eventual regional champion Saint Anselm, but not before tying their highest win total under Hotaling which was previously set in 2013-14.

The 2017-18 season saw Hotaling lead the Chargers New Haven to the Northeast-10 Conference Championship for a second-straight season and the sixth time in program history. The Chargers earned a bye through the first round before falling to Merrimack in the quarterfinals. Overall, New Haven finished the 2017-18 season with a 17-10 record, the sixth time in the last seven years Hotaling has led New Haven to a winning season.

The Chargers made their fifth appearance in the NE10 Championship under Hotaling in the 2016-17 campaign, closing out the year 15-14 overall. New Haven earned a first round victory over Merrimack 84-58. During the 2015-16 season, Hotaling coached the Chargers to arguably the biggest win in program history when New Haven knocked off crosstown rival Southern Connecticut State. The Blue and Gold led the Owls for all but six minutes as they defeated the No. 2 ranked team, according to the NABC Coaches Poll, 79-66.

In 2014-15, Hotaling led the Chargers to their fourth-straight winning season, closing out the year with a 15-12 overall record. Among the highlights was senior Eric Anderson who was named Northeast-10 Defensive Player of the Year for a third-straight season, the first time in NE10 history a player has earned the top defensive accolades three years in a row. Anderson was also a repeat member of the NE10 All-Conference First Team and stands as the only Charger to earn first team honors. In addition, Anderson was named a Daktronics/Division II Conference Commissioners Association Third Team All-American and signed a contract to play with the Gladiators Trier in Germany's Basketball Bundesliga ProA League following the season.

Statistically, Anderson led NCAA Division II in rebounds per game (13.1) and defensive rebounds per game (9.85). He was also among the top-10 in the nation in double doubles (8th) and total rebounds (5th).

Hotaling's 2012-13 and 2013-14 teams finished with back-to-back 20-win seasons for the first time since 2002-03 and 2003-04, while also earning back-to-back appearances in the NCAA postseason tournament. Hotaling's 21-9 record in 2013-14 stands as the most wins in a single season under his leadership, while the Chargers' 14-6 record in the NE-10 that season was the second-best since joining the conference in 2008-09. That squad led the nation in personal fouls per game (13.6), while the Chargers ranked second in Division II in fewest turnovers per game (8.9). New Haven also ranked in the top 10 nationally in scoring defense (6th) and field goal percentage defense (9th).

Individually, Hotaling mentored Anderson to NE10 Defensive Player of the Year and All-America Honorable mention recognition - the first such mention for New Haven in 24 years. Anderson finished his junior season leading the Northeast-10 Conference and second in Division II in defensive rebounds per game (8.97). He also ranked third in the nation with 20 double-doubles.

In 2012-13, Hotaling led the Chargers to a 20-9 record – their first 20-win campaign since 2003-04. New Haven reached the NCAA postseason for the first time since 2004 and earned its first win on the national stage since 2003 with a victory over Dominican in the NCAA Division II East Region Quarterfinals.

That season, Hotaling's Chargers led the NE10 and ranked 10th nationally in fewest turnovers committed per game (11.0) and slotted at 13th in the country in scoring defense with an NE10-leading 61.1 points per game allowed. New Haven also finished second in the conference and 38th in Division II in free throw percentage (74.3). Individually, Anderson earned his first NE10 Defensive Player of the Year honor, finishing second in the nation with 18 double-doubles while ranking third with 12.0 rebounds per game and ninth in blocked shots at 2.45 per game.

Hotaling led the Chargers to a 15-13 record in 2011-12 - a seven-win improvement from the previous campaign and the club's first winning season since 2004-05. New Haven also qualified for the Northeast-10 Conference Championship, winning a First Round contest at Pace before falling in a 54-51 heartbreaker at Adelphi in the Quarterfinals.

In his first season as head coach, the Chargers posted an 8-18 overall mark and a 6-16 record in the Northeast-10 Conference. Throughout the season, New Haven ranked among the top three-point shooting teams in Division II. Freshman Justin Exum concluded the season ranked 17th nationally in three-point field goals per game. He was also the highest ranked freshman in that category. As a team, UNH ranked 31st in three-point field goal percentage and 32nd in three-point field goals per game.

With over 15 years of college coaching experience, Hotaling most recently spent five seasons as an assistant at Eastern Kentucky University. While at EKU, the Colonels enjoyed a number of record-setting seasons, including two postseason runs. Hotaling's main responsibilities at EKU included working with the guards and coordinating the program's recruiting efforts.

In 2007, the Colonels earned a berth to the NCAA Division I Men's Basketball Championship tournament. EKU was selected to the College Basketball Invitational this season after amassing a 20-11 regular season record. The Colonels were one of the best offensive teams in the country during Hotaling's tenure as well. In 2010, EKU ranked in the top 10 in three-point field goals made, turnovers per game and assist/turnover ratio. The Colonels also broke the Ohio Valley Conference record for three-pointers made in back-to-back seasons (2008-09 and 2009-10).

Prior to arriving at Eastern Kentucky, Hotaling served four years as a full-time assistant at Yale University from 2001-05. He also served one season as an assistant at UNH in 2000-01. The Niverville, N.Y. native began his coaching career at Adelphi University in 1998 where he spent one season as an assistant.

HOTALING ALL-TIME VS OPPONENTS

Adelphi	12-12	D'Youville	1-0	Nyack	1-0
American Int'l	14-9	East Stroudsburg	1-1	Pace	14-9
Assumption	12-3	Franklin Pierce	9-4	Philadelphia	0-1
Bentley	7-7	Georgian Court	3-0	Post	2-1
Bloomfield	5-2	Goldey-Beacom	0-2	Queens	3-0
Bridgeport	0-1	Holy Family	1-1	Saint Anselm	7-11
Caldwell	0-1	Indiana (Pa.)	0-1	Saint Michael's	9-4
Chestnut Hill	1-1	Le Moyne	11-14	Saint Rose	11-13
CSI	1-0	LIU Post	3-0	Saint Thomas Aquinas	1-4
Concordia (N.Y.)	4-0	Mercy	4-0	So. Connecticut State	11-13
Daemen	1-0	Merrimack	7-7	So. New Hampshire	8-5
Dominican (N.Y.)	2-1	Molloy	4-1	Stonehill	8-5
Dowling	4-1	NYIT	1-0	UMass Lowell	1-2

THE HOTALING FILE

University of New Haven
Head Coach (2010-Present)

University of Eastern Kentucky
Assistant Coach (2005-10)

Yale University
Assistant Coach (2001-05)

University of New Haven
Assistant Coach (2000-01)

Adelphi University
Assistant Coach (1998-99)

University at Albany
Hall of Fame Player (1991-95)

HOTALING YEAR-BY-YEAR RECORDS

2010-11	8-18
2011-12	15-13
2012-13	20-9
2013-14	21-9
2014-15	15-12
2015-16	8-18
2016-17	15-14
2017-18	17-10
2018-19	21-10
2019-20	15-15
2021-22	16-7
2022-23	10-3
Overall Record:	**183-140 (.567)**
Conference Record:	**126-106 (.543)**

PLAYER CAREER/SEASON STATS

ANDRE FRANCIS 0

FORWARD

GRADUATE | 6-6 | 185

HARTFORD, CONN. | THE MASTER'S SCHOOL | CONCORD (NY)

SINGLE-GAME SEASON HIGHS

Points: 3, vs Adelpi (11/19/22)
Rebounds: 2, at American Int'l (11/30/22)
Assists: 2, at American Int'l (11/30/22)
Steals:
Blocks:
FG made: 1, vs Adelphi (11/19/22)
FG attempts: 1, 2x - last vs Molloy (12/29/22)
3FG made: 1, vs Adelphi (11/19/22)
3FG attempts: 1, 2x - last vs Molloy (12/29/22)
FT made:
FT attempts:

SINGLE-GAME CAREER HIGHS

Points: 5, 2x - last vs D'Youville (11/13/21)
Rebounds: 3, vs D'Youville (11/13/21)
Assists: 2, 2x -last at American Int'l (11/30/22)
Steals: 2 - last vs D'Youville (11/13/21)
Blocks: 1, vs Adelphi (1/17/22)
FG made: 2, 3x - last vs D'Youville (11/13/21)
FG attempts: 5, vs D'Youville (11/13/21)
3FG made: 1, 4x - last vs Adelphi (11/19/22)
3FG attempts: 3, vs D'Youville (11/13/21)
FT made: 1, at Franklin Pierce (2/14/22)
FT attempts: 2, at Franklin Pierce (2/14/22)

CAREER STATISTICS

					Total			3-Point			F-Throw			Rebounds											
Year	GP	GS	Min	Avg	FG	FGA	Pct	FG	FGA	Pct	FT	FTA	Pct	Off	Def	Tot	Avg	PF	FO	Ast	TO	Blk	Stl	Pts	Avg
2018-19	12	0	41	3.4	7	11	.636	1	4	.250	0	0	.000	0	3	3	0.3	8	0	3	3	0	5	15	1.3
2019-20	2	0	5	2.7	0	0	.000	0	0	.000	0	0	.000	0	0	0	0.0	0	0	1	0	0	0	0	0.0
2021-22	10	0	36	3.6	3	10	.300	2	8	.250	1	2	.500	1	8	9	0.9	2	0	3	3	1	3	9	0.9
2022-23	4	0	19	4.7	1	2	.500	1	2	.500	0	0	.000	1	1	2	0.5	4	0	2	0	0	0	3	0.8
at UNH	**4**	**0**	**19**	**4.7**	**1**	**2**	**.500**	**1**	**2**	**.500**	**0**	**0**	**.000**	**1**	**1**	**2**	**0.5**	**4**	**0**	**2**	**0**	**0**	**0**	**3**	**0.8**
CAREER	**28**	**0**	**100**	**3.6**	**11**	**23**	**.478**	**4**	**14**	**.286**	**1**	**2**	**.500**	**2**	**12**	**14**	**0.5**	**14**	**0**	**9**	**6**	**1**	**8**	**27**	**1.0**

JEAN BERNARD 1

FORWARD

SOPHOMORE | 6-6 | 190

TRENTON, N.J. | TRENTON CATHOLIC ACADEMY

SINGLE-GAME SEASON HIGHS

Points:
Rebounds:
Assists:
Steals:
Blocks:
FG made:
FG attempts:
3FG made:
3FG attempts:
FT made:
FT attempts:

SINGLE-GAME CAREER HIGHS

Points:
Rebounds:
Assists:
Steals:
Blocks:
FG made:
FG attempts:
3FG made:
3FG attempts:
FT made:
FT attempts:

CAREER STATISTICS

					Total			3-Point			F-Throw			Rebounds											
Year	GP	GS	Min	Avg	FG	FGA	Pct	FG	FGA	Pct	FT	FTA	Pct	Off	Def	Tot	Avg	PF	FO	Ast	TO	Blk	Stl	Pts	Avg
2022-23	-	-	-	-	-	-	-	-	-	-	-	-	-	-	-	-	-	-	-	-	-	-	-	-	-
TOTAL	**-**	**-**	**-**	**-**	**-**	**-**	**-**	**-**	**-**	**-**	**-**	**-**	**-**	**-**	**-**	**-**	**-**	**-**	**-**	**-**	**-**	**-**	**-**	**-**	**-**

PLAYER CAREER/SEASON STATS

TARESE MORSE 2

FORWARD

SOPHOMORE | 6-5 | 210

SPRINGFIELD, MASS. | SPRINGFIELD | HUTCHINSON CC

SINGLE-GAME SEASON HIGHS

Points: 2, 2x last vs Molloy (12/29/22)
Rebounds: 2, at American Int'l (11/30/22)
Assists:
Steals: 1, vs Molloy (12/29/22)
Blocks:
FG made: 1, 2x - last vs Molloy (12/29/22)
FG attempts: 1, 2x - last vs Molloy (12/29/22)
3FG made:
3FG attempts:
FT made:
FT attempts: 1, at American Int'l (11/30/22)

SINGLE-GAME CAREER HIGHS

Points: 2, 2x last vs Molloy (12/29/22)
Rebounds: 2, at American Int'l (11/30/22)
Assists:
Steals: 1, vs Molloy (12/29/22)
Blocks:
FG made: 1, 2x - last vs Molloy (12/29/22)
FG attempts: 1, 2x - last vs Molloy (12/29/22)
3FG made:
3FG attempts:
FT made:
FT attempts: 1, at American Int'l (11/30/22)

CAREER STATISTICS

						--------Total--------|				--------3-Point------|				------F-Throw------|				---------Rebounds---------|						
Year	GP	GS	Min	Avg	FG	FGA	Pct	FG	FGA	Pct	FT	FTA	Pct	Off	Def	Tot	Avg	PF	FO	Ast	TO	Blk	Stl	Pts	Avg
2022-23	3	0	17	5.5	2	2	1.000	0	0	.000	0	1	.000	2	1	3	1.0	1	0	0	1	0	1	4	1.3
TOTAL	**3**	**0**	**17**	**5.5**	**2**	**2**	**1.000**	**0**	**0**	**.000**	**0**	**1**	**.000**	**2**	**1**	**3**	**1.0**	**1**	**0**	**0**	**1**	**0**	**1**	**4**	**1.3**

JUSTIN HENDRICK 3

GUARD

SOPHOMORE | 6-2 | 175

VALLEY STREAM, N.Y. | ST. FRANCIS | NIAGARA CC

SINGLE-GAME SEASON HIGHS

Points: 12, at American Int'l (11/30/22)
Rebounds: 7, vs Molloy (12/29/22)
Assists: 1, 4x - last at Chestnut Hill (12/11/22)
Steals: 1, 3x - last at Georgian Court (1/4/22)
Blocks:
FG made: 4, at American Int'l (11/30/22)
FG attempts: 9, vs Molloy (12/29/22)
3FG made: 4, at American Int'l (11/30/22)
3FG attempts: 7, at American Int'l (11/30/22)
FT made: 3, vs Molloy (12/29/22)
FT attempts: 3, vs Molloy (12/29/22)

SINGLE-GAME CAREER HIGHS

Points: 12, at American Int'l (11/30/22)
Rebounds: 7, vs Molloy (12/29/22)
Assists: 1, 4x - last at Chestnut Hill (12/11/22)
Steals: 1, 4x - last at Georgian Court (1/4/22)
Blocks:
FG made: 4, at American Int'l (11/30/22)
FG attempts: 9, vs Molloy (12/29/22)
3FG made: 4, at American Int'l (11/30/22)
3FG attempts: 7, at American Int'l (11/30/22)
FT made: 3, vs Molloy (12/29/22)
FT attempts: 3, vs Molloy (12/29/22)

CAREER STATISTICS

						--------Total--------|				--------3-Point------|				------F-Throw------|				---------Rebounds---------|						
Year	GP	GS	Min	Avg	FG	FGA	Pct	FG	FGA	Pct	FT	FTA	Pct	Off	Def	Tot	Avg	PF	FO	Ast	TO	Blk	Stl	Pts	Avg
2022-23	12	0	120	10.0	13	46	.283	6	25	.240	6	10	.600	1	28	29	2.4	8	0	4	12	0	3	38	3.2
TOTAL	**12**	**0**	**120**	**10.0**	**13**	**46**	**.283**	**6**	**25**	**.240**	**6**	**10**	**.600**	**1**	**28**	**29**	**2.4**	**8**	**0**	**4**	**12**	**0**	**3**	**38**	**3.2**

PLAYER CAREER/SEASON STATS

QUASHAWN LANE 4

GUARD

GRAD STUDENT | 6-2 | 175
TRENTON, N.J. | TRENTON CATHOLIC ACADEMY

SINGLE-GAME SEASON HIGHS

Points: 20, at Saint Anselm (1/7/22)
Rebounds: 7, vs Adelphi (11/19/22)
Assists: 8, at Saint Michael's (11/16/22)
Steals: 3, at Saint Anselm (1/7/22)
Blocks: 2, at Georgian Court (1/4/22)
FG made: 8, 2x - last at Saint Anselm (1/7/22)
FG attempts: 17, at Saint Anselm (1/7/22)
3FG made: 3, vs Assumption (12/06/22)
3FG attempts: 4, vs Le Moyne (12/31/2022)
FT made: 7, at Georgian Court (1/4/22)
FT attempts: 8, at Georgian Court (1/4/22)

SINGLE-GAME CAREER HIGHS

Points: 23, at Stonehill (3/4/20)
Rebounds: 10, vs American International (12/7/21)
Assists: 9, vs Saint Rose (2/8/21)
Steals: 5, at Saint Rose (2/12/20)
Blocks: 3, vs Southern Connecticut (3/6/19)
FG made: 10, at Stonehill (3/4/20)
FG attempts: 17, 2x - last at Saint Anselm (1/7/22)
3FG made: 3, vs Assumption (12/06/22)
3FG attempts: 6, 3x - last vs Southern New Hampshire (2/10/22)
FT made: 10, vs Southern New Hampshire (2/20/22)
FT attempts: 11, vs Southern New Hampshire (2/20/22)

CAREER STATISTICS

					Total			3-Point			F-Throw			Rebounds											
Year	GP	GS	Min	Avg	FG	FGA	Pct	FG	FGA	Pct	FT	FTA	Pct	Off	Def	Tot	Avg	PF	FO	Ast	TO	Blk	Stl	Pts	Avg
2018-19	27	26	834	30.9	87	155	.561	19	42	.452	48	59	.814	17	90	107	4.0	62	1	92	67	8	27	241	8.9
2019-20	26	24	825	31.7	89	172	.517	23	54	.426	50	62	.806	12	94	106	4.1	55	0	93	46	6	31	251	9.7
2021-22	26	26	858	33.0	128	261	.490	24	57	.421	71	92	.772	24	113	137	5.3	42	2	100	57	13	36	351	13.5
2022-23	13	13	437	33.6	74	134	.552	11	28	.393	33	38	.868	9	41	50	3.8	21	1	48	34	7	18	192	14.8
TOTAL	**92**	**89**	**2,953**	**32.1**	**378**	**722**	**.524**	**77**	**181**	**.425**	**202**	**251**	**.805**	**62**	**338**	**400**	**4.3**	**180**	**4**	**333**	**204**	**34**	**112**	**1,035**	**11.3**

JOSHUA HOPSON 5

FORWARD

FRESHMAN | 6-8 | 255
JERSEY CITY, N.J. | MACDUFFIE SCHOOL

SINGLE-GAME SEASON HIGHS

Points: 6, at American Int'l (11/30/22)
Rebounds: 3, at American Int'l (11/30/22)
Assists: 1, 3x - last vs Bloomfield (12/08/22)
Steals:
Blocks: 1, 2x - last at Georgian Court (1/4/22)
FG made: 3, at American Int'l (11/30/22)
FG attempts: 3, at American Int'l (11/30/22)
3FG made:
3FG attempts:
FT made: 1, vs Molloy (12/29/22)
FT attempts: 2, vs Molloy (12/29/22)

SINGLE-GAME CAREER HIGHS

Points: 6, at American Int'l (11/30/22)
Rebounds: 3, at American Int'l (11/30/22)
Assists: 1, 3x - last vs Bloomfield (12/08/22)
Steals:
Blocks: 1, 2x- last at Georgian Court (1/4/22)
FG made: 3, at American Int'l (11/30/22)
FG attempts: 3, at American Int'l (11/30/22)
3FG made:
3FG attempts:
FT made: 1, vs Molloy (12/29/22)
FT attempts: 2, vs Molloy (12/29/22)

CAREER STATISTICS

					Total			3-Point			F-Throw			Rebounds											
Year	GP	GS	Min	Avg	FG	FGA	Pct	FG	FGA	Pct	FT	FTA	Pct	Off	Def	Tot	Avg	PF	FO	Ast	TO	Blk	Stl	Pts	Avg
2022-23	12	0	78	6.5	8	9	.889	0	0	.000	1	2	.500	2	12	14	1.2	4	0	3	5	2	0	17	1.4
TOTAL	**12**	**0**	**78**	**6.5**	**8**	**9**	**.889**	**0**	**0**	**.000**	**1**	**2**	**.500**	**2**	**12**	**14**	**1.2**	**4**	**0**	**3**	**5**	**2**	**0**	**17**	**1.4**

PLAYER CAREER/SEASON STATS

TY PERRY 10

FORWARD

SENIOR | 6-3 | 200

BOSTON, MASS. | BRIGHTON | BUFFALO

SINGLE-GAME SEASON HIGHS

Points: 24, vs Molloy (12/29/22)
Rebounds: 9, at Saint Michael's (11/16/22)
Assists: 3, at Georgian Court (1/4/22)
Steals: 3, at Saint Michael's (11/16/22)
Blocks: 1, 2x - last at Georgian Court (1/4/22)
FG made: 10, 2x - last vs Molloy (12/29/22)
FG attempts: 20, at Saint Michael's (11/16/22)
3FG made: 3, at Indiana (Pa.) (11/26/22)
3FG attempts: 7, at Indiana (Pa.) (11/26/22)
FT made: 4, 3x- last at Georgian Court (1/4/22)
FT attempts: 5, 3x - last at American Int'l (11/30/22)

SINGLE-GAME CAREER HIGHS

Points: 24, vs Molloy (12/29/22)
Rebounds: 9, at Saint Michael's (11/16/22)
Assists: 4, 3x - last at Georgian Court (1/4/22)
Steals: 3, 2x - last at Saint Michael's (11/16/22)
Blocks: 1, 3x - last at Georgian Court (1/4/22)
FG made: 10, 2x - last vs Molloy (12/29/22)
FG attempts: 20, at Saint Michael's (11/16/22)
3FG made: 6, 4x - last
3FG attempts: 13, vs St. Bonaventure (1/29/20)
FT made: 7, 2x - last vs Duquesne (2/16/20)
FT attempts: 10, vs George Washington (3/6/19)

CAREER STATISTICS

					|--------Total--------|			|--------3-Point------|			|------F-Throw------|			|---------Rebounds---------|								
Year	**GP**	**GS**	**Min**	**Avg**	**FG**	**FGA**	**Pct**	**FG**	**FGA**	**Pct**	**FT**	**FTA**	**Pct**	**Off**	**Def**	**Tot**	**Avg**	**PF**	**FO**	**Ast**	**TO**	**Blk**	**Stl**	**Pts**	**Avg**
2018-19	31	3	428	13.8	58	166	.349	39	112	.348	20	23	.870	10	50	60	1.9	19	0	14	17	1	7	175	5.6
2019-20	30	16	637	21.2	78	195	.400	43	116	.371	25	33	.758	6	68	74	2.5	39	1	17	30	0	19	224	7.5
2020-21	11	2	207	18.8	24	72	.333	15	50	.300	20	25	.800	2	20	22	2.0	9	0	9	10	0	7	83	7.5
2021-22	12	0	70	5.8	11	32	.344	2	12	.167	2	6	.333	5	7	12	1.0	5	0	7	3	0	2	26	2.2
2022-23	12	12	373	31.1	81	164	.494	12	46	.261	24	31	.774	10	34	44	3.7	16	0	22	19	2	12	198	16.5
at UNH	**12**	**12**	**373**	**31.1**	**81**	**164**	**.494**	**12**	**46**	**.261**	**24**	**31**	**.774**	**10**	**34**	**44**	**3.7**	**16**	**0**	**22**	**19**	**2**	**12**	**198**	**16.5**
Career	**96**	**33**	**1,715**	**17.9**	**252**	**629**	**.401**	**111**	**336**	**.330**	**91**	**118**	**.771**	**33**	**179**	**212**	**2.2**	**88**	**1**	**69**	**79**	**3**	**47**	**706**	**7.4**

PLAYER CAREER/SEASON STATS

VICTOR OLAWOYE 11

GUARD

GRAD STUDENT | 6-2 | 185

ELMONT, N.Y. | ELMONT MEMORIAL | GANNON

SINGLE-GAME SEASON HIGHS

Points: 18, vs Adelphi (11/19/22)
Rebounds: 7, vs Adelphi (11/19/22)
Assists: 8, 2x - last at Indiana (Pa.) (11/26/22)
Steals: 3 at Saint Rose (11/22/22)
Blocks:
FG made: 7, vs Adelphi (11/19/22)
FG attempts: 14, at Saint Anselm (1/7/22)
3FG made: 3, vs Adelphi (11/19/22)
3FG attempts: 7, at Saint Rose (11/22/22)
FT made: 5, at American Int'l (11/30/22)
FT attempts: 6, at Saint Anselm (1/7/22)

SINGLE-GAME CAREER HIGHS

Points: 24, vs California (Pa.) (1/22/20)
Rebounds: 8, 2x - last vs Saint Anselm (2/28/22)
Assists: 9, vs Southern New Hampshire (2/10/22)
Steals: 5, vs Saint Thomas Aquinas (3/13/22)
Blocks: 1, 9x - last
FG made: 9, 2x - last vs Edinboro (2/16/19)
FG attempts: 21, vs Edinboro (2/16/19)
3FG made: 6, vs West Chester (11/23/19)
3FG attempts: 11, 2x - last vs California (Pa.) (2/13/19)
FT made: 7, 2x - last at Bloomsburg (12/21/19)
FT attempts: 8, at Bloomsburg (12/21/19)

CAREER STATISTICS

					|-------Total-------|			|-------3-Point------|			|------F-Throw------|			|---------Rebounds---------|							
Year	GP	GS	Min	Avg	FG	FGA	Pct	FG	FGA	Pct	FT	FTA	Pct	Off	Def	Tot	Avg	PF	FO	Ast	TO	Blk	Stl	Pts	Avg
2018-19	28	14	783	28.0	94	258	.364	49	146	.336	55	78	.705	28	67	95	3.4	52	0	67	80	3	28	292	10.4
2019-20	27	14	639	23.7	73	193	.378	32	102	.314	43	58	.741	12	76	88	3.3	54	2	55	57	4	43	221	8.2
2021-22	26	20	740	28.4	70	157	.446	20	61	.328	37	55	.673	21	77	98	3.8	49	0	90	58	2	41	197	7.6
2022-23	13	13	415	31.9	42	104	.404	14	46	.304	32	45	.711	3	59	62	4.8	22	0	51	25	0	19	130	10.0
at UNH	**39**	**33**	**1,154**	**29.6**	**112**	**261**	**.429**	**34**	**107**	**.318**	**69**	**100**	**.690**	**25**	**136**	**161**	**4.1**	**71**	**0**	**141**	**83**	**2**	**60**	**327**	**8.4**
Career	**94**	**61**	**2,577**	**27.4**	**279**	**712**	**.392**	**115**	**355**	**.324**	**167**	**236**	**.708**	**65**	**279**	**344**	**3.7**	**177**	**2**	**263**	**220**	**9**	**131**	**840**	**8.9**

PLAYER CAREER/SEASON STATS

MAJUR MAJAK 12

CENTER

SENIOR | 7-1 | 235

POUGHKEEPSIE, N.Y. | THE PATRICK SCHOOL | SAINT PETER'S

SINGLE-GAME SEASON HIGHS

Points: 14, vs Franklin Pierce (12/3/22)
Rebounds: 19, vs Le Moyne (12/31/2022)
Assists: 2, at Saint Michael's (11/16/22)
Steals: 2, at Saint Michael's (11/16/22)
Blocks: 8, vs Molloy (12/29/22)
FG made: 5, 6x - last vs Le Moyne (12/31/2022)
FG attempts: 7, 2x - last vs Bloomfield (12/8/22)
3FG made: 2, vs. Franklin Pierce (12/3/22)
3FG attempts: 3, at Chestnut Hill (12/11/22)
FT made: 3, vs Assumption (12/6/22)
FT attempts: 3, vs Assumption (12/6/22)

SINGLE-GAME CAREER HIGHS

Points: 14, vs Saint Rose (2/8/22)
Rebounds: 19, vs Le Moyne (12/31/2022)
Assists: 2, 2x - last at Saint Michael's (11/16/22)
Steals: 2, 2x - last at Saint Michael's (11/16/22)
Blocks: 9, vs Southern Connecticut (2/16/22)
FG made: 5, 6x - last vs Le Moyne (12/31/2022)
FG attempts: 8, vs Southern Connecticut (2/16/22)
3FG made: 2, vs. Franklin Pierce (12/3/22)
3FG attempts: 3, at Chestnut Hill (12/11/22)
FT made: 4, 4x - last
FT attempts: 6, vs Southern Connecticut (2/16/22)

CAREER STATISTICS

					Total			3-Point			F-Throw			Rebounds											
Year	GP	GS	Min	Avg	FG	FGA	Pct	FG	FGA	Pct	FT	FTA	Pct	Off	Def	Tot	Avg	PF	FO	Ast	TO	Blk	Stl	Pts	Avg
2018-19	22	0	136	6.2	8	14	.571	0	0	.000	4	6	.667	7	19	26	1.2	28	1	1	11	13	3	20	0.9
2019-20	25	16	223	8.9	14	24	.583	0	0	.000	13	16	.813	15	36	51	2.0	34	0	0	12	27	8	41	1.6
2021-22	27	26	613	22.7	67	111	.604	0	4	.000	32	39	.821	57	167	224	8.3	48	1	7	31	85	6	166	6.1
2022-23	13	13	407	31.3	48	64	.750	4	9	.444	10	12	.833	21	123	144	11.1	26	0	10	19	39	7	110	8.5
at UNH	**40**	**39**	**1,021**	**25.5**	**115**	**175**	**.657**	**4**	**13**	**.308**	**42**	**51**	**.824**	**78**	**290**	**368**	**9.2**	**74**	**1**	**17**	**50**	**124**	**13**	**276**	**6.9**
Career	**87**	**55**	**1,380**	**15.9**	**137**	**213**	**.643**	**4**	**13**	**.308**	**59**	**73**	**.808**	**100**	**345**	**445**	**5.1**	**136**	**2**	**18**	**73**	**164**	**24**	**337**	**3.9**

CHRISTIAN KELLMAN 13

GUARD

SOPHOMORE | 6-10 | 170

LITTLE NECK, N.Y. | JOHN ADAMS

SINGLE-GAME SEASON HIGHS

Points:
Rebounds:
Assists:
Steals:
Blocks:
FG made:
FG attempts:
3FG made:
3FG attempts:
FT made:
FT attempts:

SINGLE-GAME CAREER HIGHS

Points: 4, at Staten Island (11/12/21)
Rebounds: 2, vs D'Youville (11/13/21)
Assists:
Steals:
Blocks:
FG made: 2, at Staten Island (11/12/21)
FG attempts: 2 - 3x - last at Molloy (11/17/21)
3FG made:
3FG attempts: 1, 2x - last at Franklin Pierce (2/14/22)
FT made:
FT attempts: 2, vs Southern New Hampshire (2/10/22)

CAREER STATISTICS

					Total			3-Point			F-Throw			Rebounds											
Year	GP	GS	Min	Avg	FG	FGA	Pct	FG	FGA	Pct	FT	FTA	Pct	Off	Def	Tot	Avg	PF	FO	Ast	TO	Blk	Stl	Pts	Avg
2021-22	7	0	17	2.5	6	9	.667	0	2	.000	0	2	.000	1	4	5	0.7	2	0	0	1	0	0	12	1.7
2022-23	2	0	5	2.3	0	0	.000	0	0	.000	0	0	.000	0	0	0	0.0	2	0	0	1	0	0	0	0.0
TOTAL	**9**	**0**	**22**	**2.4**	**6**	**9**	**.667**	**0**	**2**	**.000**	**0**	**2**	**.000**	**1**	**4**	**5**	**0.6**	**4**	**0**	**0**	**2**	**0**	**0**	**12**	**1.3**

PLAYER CAREER/SEASON STATS

KENDALL MCMILLAN 15

GUARD

SENIOR | 6-1 | 180

BALTIMORE, MD. | MOUNT SAINT JOSEPH

SINGLE-GAME SEASON HIGHS

Points: 6, 2x - last at Chestnut Hill (12/11/22)
Rebounds: 6, vs Bloomfield (12/08/22)
Assists: 2, 2x - last vs Molloy (12/29/22)
Steals: 1, 3x - last vs Molloy (12/29/22)
Blocks:
FG made: 3, vs Assumption (12/6/22)
FG attempts: 3, 2x - last at Georgian Court (1/4/22)
3FG made:
3FG attempts: 1, 3x - last at Georgian Court (1/4/22)
FT made: 2, 3x - last vs Molloy (12/29/22)
FT attempts: 5, at Chestnut Hill (12/11/22)

SINGLE-GAME CAREER HIGHS

Points: 10, at Florida Southern (11/29/19)
Rebounds: 6, vs Bloomfield (12/8/22)
Assists: 8, vs D'Youville (11/13/21)
Steals: 2, last vs Adelphi (1/17/22)
Blocks: 1, at Southern Connecticut (11/28/18)
FG made: 5, at Florida Southern (11/29/19)
FG attempts: 10, at Florida Southern (11/29/19)
3FG made: 1, 4x - last
3FG attempts: 3, 2x - last vs Southern New Hampshire (2/10/22)
FT made: 4, vs D'Youville (11/13/21)
FT attempts: 5, at Chestnut Hill (12/11/22)

CAREER STATISTICS

					|--------Total--------|			|--------3-Point------|			|------F-Throw------|			|---------Rebounds---------|								
Year	**GP**	**GS**	**Min**	**Avg**	**FG**	**FGA**	**Pct**	**FG**	**FGA**	**Pct**	**FT**	**FTA**	**Pct**	**Off**	**Def**	**Tot**	**Avg**	**PF**	**FO**	**Ast**	**TO**	**Blk**	**Stl**	**Pts**	**Avg**
2018-19	12	0	91	7.6	8	20	.400	1	5	.200	2	8	.250	0	6	6	0.5	10	0	11	8	1	1	19	1.6
2019-20	5	1	63	12.6	10	21	.476	1	4	.250	0	1	.000	2	6	8	1.6	3	0	9	6	0	1	21	4.2
2021-22	23	0	199	8.6	16	45	.422	2	7	.286	17	18	.944	5	24	29	1.3	17	0	32	23	0	12	57	2.5
2022-23	10	0	83	8.3	8	18	.444	0	3	.000	7	12	.583	3	13	16	1.6	1	0	6	9	0	3	23	2.3
Career	**50**	**1**	**436**	**8.7**	**45**	**104**	**.433**	**4**	**19**	**.211**	**26**	**39**	**.667**	**10**	**49**	**59**	**1.2**	**31**	**0**	**58**	**46**	**1**	**17**	**120**	**2.4**

ADRIEL GILL 20

GUARD

SENIOR | 6-2 | 195

MERIDEN, CONN. | PLATT

SINGLE-GAME SEASON HIGHS

Points:
Rebounds:
Assists:
Steals:
Blocks:
FG made:
FG attempts:
3FG made:
3FG attempts:
FT made:
FT attempts:

SINGLE-GAME CAREER HIGHS

Points:
Rebounds: 1, at Franklin Pierce (2/14/22)
Assists:
Steals:
Blocks:
FG made:
FG attempts:
3FG made:
3FG attempts:
FT made:
FT attempts:

CAREER STATISTICS

					|--------Total--------|			|--------3-Point------|			|------F-Throw------|			|---------Rebounds---------|								
Year	**GP**	**GS**	**Min**	**Avg**	**FG**	**FGA**	**Pct**	**FG**	**FGA**	**Pct**	**FT**	**FTA**	**Pct**	**Off**	**Def**	**Tot**	**Avg**	**PF**	**FO**	**Ast**	**TO**	**Blk**	**Stl**	**Pts**	**Avg**
2021-22	1	0	1	1.0	0	0	.000	0	0	.000	0	0	.000	0	1	1	1.0	0	0	0	1	0	0	0	0.0
2022-23																									
Total	1	0	1	1.0	0	0	.000	0	0	.000	0	0	.000	0	1	1	1.0	0	0	0	1	0	0	0	0.0

PLAYER CAREER/SEASON STATS

ETHAN SIMMON 21

FORWARD

FRESHMAN | 6-5 | 190

EDISON, N.J. | ST JOSEPH METUCHEN

SINGLE-GAME SEASON HIGHS

Points:
Rebounds:
Assists:
Steals:
Blocks:
FG made:
FG attempts:
3FG made:
3FG attempts:
FT made:
FT attempts:

SINGLE-GAME CAREER HIGHS

Points:
Rebounds:
Assists:
Steals:
Blocks:
FG made:
FG attempts:
3FG made:
3FG attempts:
FT made:
FT attempts:

CAREER STATISTICS

					Total			3-Point			F-Throw			Rebounds											
Year	GP	GS	Min	Avg	FG	FGA	Pct	FG	FGA	Pct	FT	FTA	Pct	Off	Def	Tot	Avg	PF	FO	Ast	TO	Blk	Stl	Pts	Avg
2022-23																									
TOTAL																									

JASON EDOKPAYI 22

FORWARD

SOPHOMORE | 6-6 | 220

LAUREL, MD. | MOUNT ST JOSEPH | FAIRFIELD

SINGLE-GAME SEASON HIGHS

Points: 4, vs Molloy (12/29/22)
Rebounds: 3, at Saint Michael's (11/16/22)
Assists:
Steals:
Blocks:
FG made: 2, vs Molloy (12/29/22)
FG attempts: 3, at Saint Michael's (11/16/22)
3FG made:
3FG attempts:
FT made:
FT attempts:

SINGLE-GAME CAREER HIGHS

Points: 8, at Manhattan (3/5/21)
Rebounds: 5, 2x - last vs Medgar Evers (11/16/21)
Assists: 1, at Manhattan (3/5/21)
Steals: 1, 3x - last vs Medger Evers (11/16/21)
Blocks: 1, at Manhattan (3/5/21)
FG made: 4, at Manhattan (3/5/21)
FG attempts: 5, at Manhattan (3/5/21)
3FG made:
3FG attempts: 1, 2x - last vs Saint Peter's (3/12/21)
FT made: 1, vs Quinnipiac (2/7/21)
FT attempts: 2, vs Quinnipiac (2/7/21)

CAREER STATISTICS

					Total			3-Point			F-Throw			Rebounds											
Year	GP	GS	Min	Avg	FG	FGA	Pct	FG	FGA	Pct	FT	FTA	Pct	Off	Def	Tot	Avg	PF	FO	Ast	TO	Blk	Stl	Pts	Avg
2019-20	9	5	73	8.2	8	16	.500	0	2	.000	1	3	.333	3	6	9	1.0	4	0	1	0	1	2	17	1.9
2021-22	3	0	18	5.9	4	6	.667	0	0	.000	0	0	.000	2	5	7	2.3	1	0	0	1	0	1	8	2.7
2022-23	6	0	22	3.7	2	5	.400	0	0	.000	0	0	.000	2	3	5	0.8	4	0	0	2	0	0	4	0.7
at UNH	**6**	**0**	**22**	**3.7**	**2**	**5**	**.400**	**0**	**0**	**.000**	**0**	**0**	**.000**	**2**	**3**	**5**	**0.8**	**4**	**0**	**0**	**2**	**0**	**0**	**4**	**0.7**
Career	**18**	**5**	**113**	**6.3**	**14**	**27**	**.519**	**0**	**2**	**.000**	**1**	**3**	**.333**	**7**	**14**	**21**	**1.2**	**9**	**0**	**1**	**3**	**1**	**3**	**29**	**1.6**

PLAYER CAREER/SEASON STATS

SEAN BRAITHWAITE 23

FORWARD

JUNIOR | 6-6 | 220

CENTER MORICHES, N.Y. | CENTER MORICHES

SINGLE-GAME SEASON HIGHS

Points: 8, at Chestnut Hill (12/11/22)
Rebounds: 3, 3x - last at Saint Anselm (1/7/22)
Assists: 3, vs Adelphi (11/19/22)
Steals: 1, vs Molloy (12/29/22)
Blocks: 1, 2 - last vs Bloomfield (12/8/22)
FG made: 3, 2x - last at Saint Anselm (1/7/22)
FG attempts: 6, vs Bloomfield (12/8/22)
3FG made: 2, vs Molloy (12/29/22)
3FG attempts: 3, 2x - last at Georgian Court (1/4/22)
FT made: 2, at Saint Anselm (1/7/22)
FT attempts: 2, 6x - last at Saint Anselm (1/7/22)

SINGLE-GAME CAREER HIGHS

Points: 12, at Molloy (11/17/21)
Rebounds: 3, 5x - last at Saint Anselm (1/7/22)
Assists: 3, 2x - last vs Adelphi (11/19/22)
Steals: 2, 2x - last at Saint Rose (12/4/21)
Blocks: 1, 4x - last vs Bloomfield (12/8/22)
FG made: 4, at Molloy (11/17/21)
FG attempts: 7, vs D'Youville (11/13/21)
3FG made: 4, at Molloy (11/17/21)
3FG attempts: 4, 2x - last at Molloy (11/17/21)
FT made: 3, vs D'Youville (11/13/21)
FT attempts: 5, vs D'Youville (11/13/21)

CAREER STATISTICS

					Total			3-Point			F-Throw			Rebounds											
Year	GP	GS	Min	Avg	FG	FGA	Pct	FG	FGA	Pct	FT	FTA	Pct	Off	Def	Tot	Avg	PF	FO	Ast	TO	Blk	Stl	Pts	Avg
2019-20	6	0	45	7.5	2	6	.333	0	3	.000	0	0	.000	2	4	6	1.0	6	0	1	0	1	1	4	0.7
2021-22	21	3	250	11.9	16	43	.372	6	22	.273	4	13	.308	12	8	20	1.0	21	0	8	10	1	9	42	2.0
2022-23	13	1	203	15.6	17	36	.472	5	15	.333	5	10	.500	5	12	17	1.3	14	0	9	8	2	1	44	3.4
Career	**40**	**4**	**497**	**12.4**	**35**	**85**	**.412**	**11**	**40**	**.275**	**9**	**23**	**.391**	**19**	**24**	**43**	**1.1**	**41**	**0**	**18**	**18**	**4**	**11**	**90**	**2.3**

KYLE KEARSON 25

FORWARD

FRESHMAN | 6-4 | 170

WEST HAVEN, CONN. | WEST HAVEN

SINGLE-GAME SEASON HIGHS

Points:
Rebounds:
Assists:
Steals:
Blocks:
FG made:
FG attempts:
3FG made:
3FG attempts:
FT made:
FT attempts:

SINGLE-GAME CAREER HIGHS

Points:
Rebounds:
Assists:
Steals:
Blocks:
FG made:
FG attempts:
3FG made:
3FG attempts:
FT made:
FT attempts:

CAREER STATISTICS

					Total			3-Point			F-Throw			Rebounds											
Year	GP	GS	Min	Avg	FG	FGA	Pct	FG	FGA	Pct	FT	FTA	Pct	Off	Def	Tot	Avg	PF	FO	Ast	TO	Blk	Stl	Pts	Avg
2022-23																									
TOTAL																									

PLAYER CAREER/SEASON STATS

DAVONTREY THOMAS 34

FORWARD

JUNIOR | 6-5 | 200

POUGHKEEPSIE, N.Y. | POUGHKEEPSIE

SINGLE-GAME SEASON HIGHS

Points: 25, at Saint Anselm (1/7/22)
Rebounds: 11, at Georgian Court (1/4/22)
Assists: 3, 2x - last vs Le Moyne (12/31/2022)
Steals: 3, vs Molloy (12/29/22)
Blocks: 1, at Indiana (Pa.) (11/26/22)
FG made: 10, at Saint Anselm (1/7/22)
FG attempts: 15, 2x - last at Georgian Court (1/4/22)
3FG made: 5, at American Int'l (11/30/22)
3FG attempts: 12, at Georgian Court (1/4/22)
FT made: 3, at Saint Rose (11/22/22)
FT attempts: 4, 2x - last at Georgian Court (1/4/22)

SINGLE-GAME CAREER HIGHS

Points: 31, at Staten Island (11/12/21)
Rebounds: 14, at Bentley (2/28/20)
Assists: 6, vs Holy Family (12/15/19)
Steals: 3, 4x - lsat vs Molloy (12/29/22)
Blocks: 1, 11x - last at Indiana (Pa.) (11/26/22)
FG made: 10, 2x - last at Saint Anselm (1/7/22)
FG attempts: 16, at American International (1/5/22)
3FG made: 5, 3x - last at American Int'l (11/30/22)
3FG attempts: 11, at American Int'l (11/30/22)
FT made: 7, 2x- last at Staten Island (11/12/21)
FT attempts: 8, at State Island (11/12/21)

CAREER STATISTICS

					|--------Total--------|			|--------3-Point------|			|------F-Throw------|			|---------Rebounds---------|								
Year	**GP**	**GS**	**Min**	**Avg**	**FG**	**FGA**	**Pct**	**FG**	**FGA**	**Pct**	**FT**	**FTA**	**Pct**	**Off**	**Def**	**Tot**	**Avg**	**PF**	**FO**	**Ast**	**TO**	**Blk**	**Stl**	**Pts**	**Avg**
2019-20	30	29	789	26.3	85	176	.483	45	113	.398	27	30	.900	23	120	143	4.8	37	0	28	26	6	8	242	8.1
2021-22	27	27	837	31.0	127	263	.483	54	136	.397	49	60	.817	35	89	124	4.6	43	0	35	29	4	20	357	13.2
2022-23	13	13	447	34.4	68	158	.430	38	101	.376	16	23	.696	15	44	59	4.5	15	0	18	13	1	6	190	14.6
Career	**70**	**69**	**2,073**	**29.6**	**280**	**597**	**.469**	**137**	**350**	**.391**	**92**	**113**	**.814**	**73**	**253**	**326**	**4.7**	**95**	**0**	**81**	**68**	**11**	**34**	**789**	**11.3**

GAME 13: NEW HAVEN AT SAINT ANSELM

New Haven at Saint Michael's
Nov. 16, 2022 • Colchester, VT
Game 1

Official Basketball Box Score - Final
New Haven at Saint Michael's
11/16/22 Ross Sports Center, Colchester, VT
2022-23 Men's Basketball

Game Time: 7:30 PM
Game Duration: 1:42
Attendance: 549

Officials: Will Flowers, John Cahill, Connor Hoagland

New Haven - 74 Record: 0-1 (0-1)

NO.	Name		Min	FG M-A	3P M-A	FT M-A	Rebounds OR	DR	TOT	Fouls PF	FD	TP	AS	TO	ST	Blocks BS	BA	+/-
10	Tyrone Perry	F	28:50	8-20	0-3	4-5	4	5	9	1	4	20	0	3	3	0	0	-2
34	Davontrey Thomas	F	36:46	8-14	4-8	0-0	1	2	3	1	0	20	2	1	0	0	0	-7
12	Majur Majak	C	30:34	5-7	0-0	0-1	0	7	7	2	1	10	2	2	2	2	1	4
4	Quashawn Lane	G	38:53	3-8	0-1	4-4	1	4	5	2	4	10	8	4	1	1	1	-3
11	Victor Olawoye	G	36:43	4-6	1-2	0-0	0	5	5	3	1	9	3	1	1	0	0	-2
22	Jason Edokpayi		09:18	0-3	0-0	0-0	1	2	3	1	1	0	0	0	0	0	1	-6
3	Justin Hendrick		03:27	0-0	0-0	0-0	0	0	0	1	0	0	0	0	0	0	0	2
23	Sean Braithwaite		15:29	2-2	0-0	1-2	1	2	3	0	1	5	1	2	0	1	0	9
Team							2	2	4			0		1				
Totals				30-60	5-14	9-12	10	29	39	11	12	74	16	14	7	4	3	-1

Shooting By Period

1st FG%	14-34	41.2%
3PT%	1-6	16.7%
FT%	2-2	100%
2nd FG%	16-26	61.5%
3PT%	4-8	50.0%
FT%	7-10	70%
GM FG%	30-60	50.0%
3PT%	5-14	35.7%
FT%	9-12	75.0%

Dead Ball Rebounds: 2, 0

Technical Fouls: Hendrick 1st 10:14

Saint Michael's - 75 Record: 3-0 (1-0)

NO.	Name		Min	FG M-A	3P M-A	FT M-A	Rebounds OR	DR	TOT	Fouls PF	FD	TP	AS	TO	ST	Blocks BS	BA	+/-
2	Kasai Brown	F	29:57	4-11	2-6	1-1	0	2	2	2	2	11	2	3	4	2	1	-2
23	Jacob Duniver	F	34:10	2-7	2-6	0-0	0	7	7	0	0	6	1	0	2	1	1	4
34	Joël Kabimba	F	29:32	10-18	4-9	0-0	2	5	7	4	1	24	3	1	1	0	1	5
11	Romar Reid	G	34:07	1-3	0-2	0-0	1	1	2	1	1	2	5	2	0	0	0	-1
15	CJ Crews	G	30:15	7-11	5-8	4-6	0	1	1	0	3	23	4	0	0	0	0	-2
4	Chuma Oyigbo		11:28	0-0	0-0	0-0	0	2	2	2	0	0	1	0	0	0	0	0
5	Alan Brzezinski		12:14	1-5	1-4	4-5	0	0	0	3	3	7	0	2	0	0	0	1
20	Dario Milojevic		10:28	1-1	0-0	0-0	1	0	1	1	0	2	1	0	1	0	0	-4
0	Matt Houde		05:53	0-1	0-0	0-0	0	1	1	0	0	0	1	1	0	0	0	2
30	Nic Button		01:56	0-2	0-0	0-0	1	0	1	0	0	0	0	0	0	0	1	2
Team							0	2	2			0		1				
Totals				26-59	14-35	9-12	5	21	26	13	10	75	18	10	8	3	4	1

Shooting By Period

1st FG%	12-33	36.4%
3PT%	6-19	31.6%
FT%	2-2	100%
2nd FG%	14-26	53.8%
3PT%	8-16	50.0%
FT%	7-10	70%
GM FG%	26-59	44.1%
3PT%	14-35	40.0%
FT%	9-12	75.0%

Dead Ball Rebounds: 2, 0

Technical Fouls: Brzezinski 1st 10:14

	UNH	SMC
Biggest lead	5 (1st 8:05)	10 (2nd 7:45)
Best Scoring Run	9(2nd 5:22)	8(2nd 0:47)
Lead Changes	4	
Times Tied	1	
Time with Lead	09:19	30:01

Points from	UNH	SMC
Turnovers	9	10
Paint	44	22
Second Chance	12	6
Fast Breaks	9	11
Bench	5	9

Period by Period Scoring

	1st	2nd	TOT
UNH	31	43	74
SMC	32	43	75

New Haven vs Adelphi
Nov. 19, 2022 • West Haven, CT
Game 2

Official Basketball Box Score - Final
Adelphi at New Haven
11/19/22 Charger Gymnasium, West Haven
2022-23 Men's Basketball

Game Time: 3:30 PM
Game Duration: 1:28
Attendance: 286

Officials: Jawaan Williams, Christopher Slattery, Ajay Gonnelli

Adelphi - 64 Record: 2-2 (0-1)

NO.	Name		Min	FG M-A	3P M-A	FT M-A	Rebounds OR	DR	TOT	Fouls PF	FD	TP	AS	TO	ST	Blocks BS	BA	+/-
10	Mason Jackson	F	25:46	1-4	0-3	0-0	0	1	1	1	0	2	0	1	0	0	0	-31
15	Andrew Delaney	F	25:51	2-5	2-4	0-2	2	6	8	2	2	6	3	2	0	0	1	-13
21	Aristotelis Sotiriou	F	24:47	6-11	1-4	2-3	0	4	4	3	4	15	2	2	2	0	2	-6
3	Ronnie Silva	G	36:30	7-18	6-16	1-1	0	1	1	2	2	21	5	3	0	0	0	-20
11	Matthew Price	G	09:39	1-5	1-5	0-0	1	0	1	1	0	3	0	0	0	0	0	-14
1	Dayshaun Walton		28:36	3-10	0-3	0-0	2	7	9	1	3	6	4	3	1	0	1	-2
13	Elijah Lewis		28:54	2-6	1-2	3-4	0	0	0	1	1	8	0	0	0	0	0	2
2	Jake Hlywiak		10:51	1-2	1-2	0-0	1	2	3	1	0	3	0	0	0	0	0	-7
25	Christian Cevis		05:36	0-0	0-0	0-0	0	1	1	1	1	0	0	0	0	0	0	-1
22	Atem Chol		03:30	0-0	0-0	0-0	0	1	1	0	0	0	0	0	0	0	0	2
Team							2	0	2			0		1				
Totals				23-61	12-39	6-10	8	23	31	13	13	64	14	12	3	0	4	-18

Shooting By Period

1st FG%	10-28	35.7%
3PT%	7-22	31.8%
FT%	5-5	100%
2nd FG%	13-33	39.4%
3PT%	5-17	29.4%
FT%	1-5	20%
GM FG%	23-61	37.7%
3PT%	12-39	30.8%
FT%	6-10	60.0%

Dead Ball Rebounds: 2, 0

Technical Fouls: Silva 1st 2:27

New Haven - 82 Record: 1-1 (1-1)

NO.	Name		Min	FG M-A	3P M-A	FT M-A	Rebounds OR	DR	TOT	Fouls PF	FD	TP	AS	TO	ST	Blocks BS	BA	+/-
10	Tyrone Perry	F	28:43	5-12	0-2	3-5	0	6	6	2	3	13	1	0	2	0	0	24
34	Davontrey Thomas	F	31:45	7-11	4-8	1-1	0	1	1	0	2	19	1	0	0	0	0	12
12	Majur Majak	C	26:16	3-3	0-0	2-2	0	6	6	1	1	8	0	2	1	4	0	30
4	Quashawn Lane	G	29:46	7-11	0-1	1-1	0	7	7	2	3	15	3	1	2	0	0	18
11	Victor Olawoye	G	28:09	7-8	3-4	1-3	1	6	7	2	3	18	8	1	2	0	0	28
3	Justin Hendrick		19:08	1-5	0-2	0-0	0	2	2	1	0	2	0	3	0	0	0	-8
23	Sean Braithwaite		16:35	2-4	0-0	0-0	0	1	1	1	1	4	3	1	0	0	0	2
22	Jason Edokpayi		03:22	0-0	0-0	0-0	0	1	1	2	0	0	0	1	0	0	0	0
5	Joshua Hopson		06:30	0-0	0-0	0-0	0	2	2	0	0	0	0	0	0	0	0	-9
2	Tarese Morse		03:52	0-0	0-0	0-0	0	0	0	0	0	0	0	0	0	0	0	-3
0	Andre Francis		02:57	1-1	1-1	0-0	0	0	0	0	0	3	0	0	0	0	0	-2
13	Christian Kellman		02:57	0-0	0-0	0-0	0	0	0	2	0	0	0	0	0	0	0	-2
Team							0	0	0			0		1				
Totals				33-55	8-18	8-12	1	32	33	13	13	82	16	10	7	4	0	18

Shooting By Period

1st FG%	20-29	69.0%
3PT%	3-6	50.0%
FT%	3-5	60%
2nd FG%	13-26	50.0%
3PT%	5-12	41.7%
FT%	5-7	71.4%
GM FG%	33-55	60.0%
3PT%	8-18	44.4%
FT%	8-12	66.7%

Dead Ball Rebounds: 2, 0

Technical Fouls: Olawoye 1st 3:30

	ADE	UNH
Biggest lead	0 (1st 20:00)	25 (2nd 14:36)
Best Scoring Run	10(1st 5:20)	11(2nd 17:08)
Lead Changes	0	
Times Tied	0	
Time with Lead	00:00	39:16

Points from	ADE	UNH
Turnovers	13	15
Paint	18	48
Second Chance	10	3
Fast Breaks	14	16
Bench	17	9

Period by Period Scoring

	1st	2nd	TOT
ADE	32	32	64
UNH	46	36	82

New Haven at Saint Rose
Nov. 22, 2022 • Albany, NY
Game 3

Official Basketball Box Score - Final
New Haven at Saint Rose
11/22/22 Daniel P. Nolan Gymnasium, Albany
2022-23 Men's Basketball

Game Time: 7:30 PM
Game Duration: 2:00
Attendance: 243

Officials:

New Haven - 69 Record: 2-1 (2-1)

NO.	Name		Min	FG M-A	3P M-A	FT M-A	Rebounds OR	DR	TOT	Fouls PF	FD	TP	AS	TO	ST	Blocks BS	BA	+/-
10	Tyrone Perry	F	38:48	10-18	0-3	2-3	1	4	5	3	4	22	2	6	2	0	0	12
34	Davontrey Thomas	F	41:54	5-7	2-4	3-4	0	4	4	0	4	15	2	1	1	0	0	10
12	Majur Majak	C	32:49	3-5	0-1	0-0	3	7	10	3	0	6	1	1	1	2	0	5
4	Quashawn Lane	G	43:31	7-11	0-1	2-3	0	4	4	2	6	16	4	3	1	0	1	4
11	Victor Olawoye	G	39:57	2-12	0-7	1-2	0	4	4	1	2	5	0	7	3	0	2	6
22	Jason Edokpayi		04:07	0-0	0-0	0-0	1	0	1	0	0	0	0	1	0	0	0	0
15	Kendall McMillan		06:32	0-1	0-1	0-0	1	1	2	0	0	0	1	1	0	0	0	-2
23	Sean Braithwaite		09:18	1-4	0-2	1-2	0	1	1	0	1	3	0	0	0	0	0	-14
5	Joshua Hopson		08:04	1-1	0-0	0-0	0	0	0	1	0	2	0	0	0	0	0	-1
Team							1	4	5			0		1				
Totals				29-59	2-19	9-14	7	29	36	10	17	69	10	21	8	2	3	4

Shooting By Period

1st FG%	12-25	48.0%
3PT%	2-8	25.0%
FT%	3-5	60%
2nd FG%	14-26	53.8%
3PT%	0-9	0.0%
FT%	4-6	66.7%
:OT FG%	3-8	37.5%
3PT%	0-2	0.0%
FT%	2-3	66.7%
GM FG%	29-59	49.2%
3PT%	2-19	10.5%
FT%	9-14	64.3%

Dead Ball Rebounds: 3, 0

Technical Fouls: :NONE

Saint Rose - 65 Record: 2-3 (0-2)

NO.	Name		Min	FG M-A	3P M-A	FT M-A	Rebounds OR	DR	TOT	Fouls PF	FD	TP	AS	TO	ST	Blocks BS	BA	+/-
23	Juran Ligonde	F	32:57	4-10	0-2	2-2	2	6	8	1	4	10	0	5	1	0	1	-8
3	Matt Constant	G	24:18	3-13	1-11	0-0	1	2	3	4	1	7	2	1	3	1	0	-1
11	Shane O'Dell	G	39:26	9-17	3-6	0-0	4	3	7	3	2	21	0	3	2	1	1	-12
12	Keegan Zoller	G	21:01	2-5	2-5	0-0	0	3	3	1	0	6	0	2	1	0	0	3
20	Sean Dadey	G	30:35	0-1	0-1	0-0	1	5	6	2	1	0	9	2	2	0	0	-8
22	Eric Fleming		18:23	3-9	1-3	2-2	2	2	4	2	1	9	0	5	0	0	0	-1
35	Josh McGettigan		33:45	2-8	0-4	0-0	0	2	2	2	0	4	0	0	1	1	0	-2
2	Frankie Phelan		14:25	1-1	0-0	0-0	1	1	2	2	1	2	2	1	2	0	0	4
21	Max Jusianiec		10:10	2-6	2-4	0-0	0	0	0	0	0	6	0	0	0	0	0	7
Team							2	1	3			0		2				
Totals				26-70	9-36	4-4	13	25	38	17	10	65	13	21	12	3	2	-4

Shooting By Period

1st FG%	11-27	40.7%
3PT%	3-15	20.0%
FT%	4-4	100%
2nd FG%	13-36	36.1%
3PT%	6-17	35.3%
FT%	0-0	0%
:OT FG%	2-7	28.6%
3PT%	0-4	0.0%
FT%	0-0	0%
GM FG%	26-70	37.1%
3PT%	9-36	25.0%
FT%	4-4	100.0%

Dead Ball Rebounds: 2, 0

Technical Fouls: Ligonde 2nd 15:11

	UNH	STR
Biggest lead	8 (1st 14:19)	9 (2nd 10:04)
Best Scoring Run	10(1st 14:19)	8(1st 7:58)
Lead Changes	5	
Times Tied	8	
Time with Lead	12:12	27:54

Points from	UNH	STR
Turnovers	25	15
Paint	42	32
Second Chance	9	11
Fast Breaks	2	8
Bench	5	21

Period by Period Scoring

	1st	2nd	OT1	TOT
UNH	29	32	8	69
STR	29	32	4	65

New Haven at Indiana (Pa.)
Nov. 26, 2022 • Indiana, PA
Game 4

Official Basketball Box Score - Final
New Haven at Indiana (PA)
11/26/22 Kovalchick Convention & Athletic Complex, Indiana, Pa.
2022-23 Men's Basketball

Game Time: 2:00 PM
Game Duration: 1:48
Attendance: 1,103

Officials: John Leighton, Dave Schattauer, Charles Murdock

New Haven - 60 Record: 2-2

NO.	Name		Min	FG M-A	3P M-A	FT M-A	Rebounds OR	DR	TOT	Fouls PF	FD	TP	AS	TO	ST	Blocks BS	BA	+/-
10	Tyrone Perry	F	34:41	6-14	3-7	0-0	1	2	3	2	0	15	2	2	0	0	0	4
34	Davontrey Thomas	F	36:52	5-15	4-11	0-0	3	2	5	1	0	14	1	1	1	1	3	-9
12	Majur Majak	C	37:11	5-5	0-0	1-2	1	10	11	4	2	11	0	1	1	1	0	-1
4	Quashawn Lane	G	35:47	4-10	1-2	4-5	0	3	3	2	5	13	2	5	1	1	0	6
11	Victor Olawoye	G	36:01	2-6	0-2	3-4	1	3	4	4	3	7	8	3	2	0	0	1
3	Justin Hendrick		03:02	0-1	0-0	0-0	0	0	0	1	0	0	0	1	0	0	1	-4
5	Joshua Hopson		02:35	0-0	0-0	0-0	0	0	0	0	1	0	0	0	0	0	0	-4
15	Kendall McMillan		05:24	0-2	0-1	0-0	0	0	0	0	0	0	0	1	0	0	0	-13
23	Sean Braithwaite		08:27	0-1	0-0	0-0	1	0	1	0	0	0	1	0	0	0	1	-5
13	Christian Kellman		00:00	0-0	0-0	0-0	0	0	0	0	0	0	0	0	0	0	0	0
Team							2	6	8			0		2				
Totals				22-54	8-23	8-11	9	26	35	14	11	60	14	16	5	3	5	-5

Shooting By Period

1st FG%	8-28	28.6%
3PT%	5-13	38.5%
FT%	1-2	50%
2nd FG%	14-26	53.8%
3PT%	3-10	30.0%
FT%	7-9	77.8%
GM FG%	22-54	40.7%
3PT%	8-23	34.8%
FT%	8-11	72.7%

Dead Ball Rebounds: 1, 0

Technical Fouls: Team 2nd 0:54

Indiana (PA) - 65 Record: 5-0

NO.	Name		Min	FG M-A	3P M-A	FT M-A	Rebounds OR	DR	TOT	Fouls PF	FD	TP	AS	TO	ST	Blocks BS	BA	+/-
10	Tomiwa Sulaiman	F	37:21	8-13	0-1	3-3	2	9	11	2	2	19	1	0	1	3	1	8
11	Ethan Porterfield	F	30:20	0-7	0-3	0-0	1	1	2	2	0	0	1	0	1	1	0	5
1	Dallis Dillard	G	32:29	5-8	2-4	0-0	0	2	2	1	1	12	1	0	2	1	0	4
5	Dave Morris	G	31:53	3-10	1-5	2-2	0	4	4	1	3	9	4	4	4	0	1	-6
13	Shawndale Jones	G	35:47	3-13	1-1	13-13	3	5	8	2	6	20	3	5	3	0	1	-6
23	Kyle Polce		11:56	0-0	0-0	0-0	0	0	0	1	1	0	0	0	0	0	0	14
3	Jaheim Bethea		08:07	1-1	0-0	0-0	0	1	1	1	0	2	0	0	0	0	0	11
12	Damir Brooks		09:28	1-1	0-0	1-2	1	1	2	1	1	3	0	0	0	0	0	-2
2	KJ Rhodes		02:39	0-0	0-0	0-0	0	0	0	0	0	0	0	0	0	0	0	-3
Team							0	1	1			0		1				
Totals				21-53	4-14	19-20	7	24	31	11	14	65	10	10	11	5	3	5

Shooting By Period

1st FG%	12-29	41.4%
3PT%	2-7	28.6%
FT%	7-7	100%
2nd FG%	9-24	37.5%
3PT%	2-7	28.6%
FT%	12-13	92.3%
GM FG%	21-53	39.6%
3PT%	4-14	28.6%
FT%	19-20	95.0%

Dead Ball Rebounds: 0, 1

Technical Fouls: :NONE

	NEW	IUP
Biggest lead	5 (1st 15:45)	14 (1st 3:46)
Best Scoring Run	9(2nd 10:12)	15(1st 7:16)
Lead Changes	3	
Times Tied	2	
Time with Lead	08:31	29:12

Points from	NEW	IUP
Turnovers	7	17
Paint	26	22
Second Chance	9	6
Fast Breaks	9	8
Bench	0	5

Period by Period Scoring

	1st	2nd	TOT
NEW	22	38	60
IUP	33	32	65

GAME 13: NEW HAVEN AT SAINT ANSELM

New Haven at American International
Nov. 30, 2022 • Springfield, MA
Game 5

Official Basketball Box Score - Final
New Haven at American Int'l
11/30/22 Henry A. Butova Gym, Springfield
2022-23 Men's Basketball

Game Time: 7:30 PM
Game Duration: 1:30

Officials:

New Haven - 81 Record: 3-2 (3-1)

NO.	Name		Min	FG M-A	3P M-A	FT M-A	Rebounds OR	DR	TOT	Fouls PF	FD	TP	AS	TO	ST	Blocks BS	BA	+/-
10	Tyrone Perry	F	26:43	5-8	0-2	4-5	2	2	4	0	3	14	1	1	0	0	0	16
34	Davontrey Thomas	F	26:02	5-12	5-11	1-2	1	2	3	0	1	16	0	0	0	0	0	12
12	Majur Majak	C	22:47	3-6	0-0	0-0	3	8	11	0	1	6	1	1	0	1	0	33
4	Quashawn Lane	G	25:14	7-9	0-1	0-0	0	3	3	2	0	14	1	3	2	0	0	32
11	Victor Olawoye	G	26:02	1-4	1-2	5-5	1	5	6	1	4	8	4	2	1	0	0	13
5	Joshua Hopson		13:26	3-3	0-0	0-0	1	2	3	0	0	6	1	1	0	0	0	1
15	Kendall McMillan		09:01	0-2	0-0	2-2	0	2	2	0	1	2	0	1	0	0	0	-10
3	Justin Hendrick		19:43	4-8	4-7	0-0	0	6	6	1	1	12	1	0	0	0	0	19
23	Sean Braithwaite		16:46	0-1	0-0	1-2	0	0	0	0	1	1	1	1	0	0	0	17
0	Andre Francis		08:39	0-0	0-0	0-0	1	1	2	1	0	0	2	0	0	0	0	5
22	Jason Edokpayi		00:20	0-0	0-0	0-0	0	0	0	1	0	0	0	0	0	0	0	0
2	Tarese Morse		05:17	1-1	0-0	0-1	1	1	2	1	1	2	0	0	0	0	0	-3
Team							1	0	1			0		0				
Totals				29-54	10-23	13-17	11	32	43	7	13	81	12	10	3	1	0	27

Technical Fouls::NONE

Shooting By Period		
1st FG%	12-30	40.0%
3PT%	5-13	38.5%
FT%	4-6	66.7%
2nd FG%	17-24	70.8%
3PT%	5-10	50.0%
FT%	9-11	81.8%
GM FG%	29-54	53.7%
3PT%	10-23	43.5%
FT%	13-17	76.5%

Dead Ball Rebounds: 3, 1

American Int'l - 54 Record: 2-5 (1-1)

NO.	Name		Min	FG M-A	3P M-A	FT M-A	Rebounds OR	DR	TOT	Fouls PF	FD	TP	AS	TO	ST	Blocks BS	BA	+/-
32	Buka Peikrishvili	F	24:36	1-5	1-2	0-0	2	4	6	1	2	3	1	1	0	0	1	-32
3	Carlos Hubb	G	20:54	1-6	1-5	0-0	0	0	0	1	1	3	1	0	0	0	0	-20
4	Jack Hall	G	32:00	4-12	3-7	3-3	0	3	3	1	1	14	1	1	1	0	0	-24
10	Jalen Jordan	G	33:15	2-8	0-3	0-1	2	4	6	5	1	4	3	0	1	0	0	-13
11	Omarion Jett-Dobbs	G	30:47	2-5	0-2	0-0	0	0	0	2	1	4	0	2	1	0	0	-14
2	Justice Ellison		25:32	5-8	1-2	0-0	0	3	3	1	0	11	2	2	1	0	0	-9
15	Aguibou Balde		11:20	1-3	0-1	2-2	0	0	0	1	1	4	1	0	0	0	0	-1
1	Kanye Wavezwa		17:13	4-8	3-7	0-0	0	0	0	1	0	11	0	0	0	0	0	-16
22	Loudon Chupas		04:23	0-1	0-1	0-0	0	1	1	0	0	0	0	0	0	0	0	-6
Team							0	0	0			0		0				
Totals				20-56	9-30	5-6	4	15	19	13	7	54	9	6	4	0	1	-27

Technical Fouls::NONE

Shooting By Period		
1st FG%	8-27	29.6%
3PT%	3-12	25.0%
FT%	2-2	100%
2nd FG%	12-29	41.4%
3PT%	6-18	33.3%
FT%	3-4	75%
GM FG%	20-56	35.7%
3PT%	9-30	30.0%
FT%	5-6	83.3%

Dead Ball Rebounds: 0, 0

	UNH	AIC
Biggest lead	30 (2nd 7:01)	1 (1st 10:40)
Best Scoring Run	16(1st 5:14)	7(1st 10:40)
Lead Changes	2	
Times Tied	1	
Time with Lead	36:39	00:39

Points from	UNH	AIC
Turnovers	6	9
Paint	34	20
Second Chance	15	3
Fast Breaks	14	4
Bench	23	26

Period by Period Scoring	1st	2nd	TOT
UNH	33	48	81
AIC	21	33	54

New Haven vs. Franklin Pierce
Dec. 3, 2022 • West Haven, CT
Game 6

Official Basketball Box Score - Final
Franklin Pierce at New Haven
12/03/22 Charger Gymnasium, West Haven
2022-23 Men's Basketball

Game Time: 3:30 PM
Game Duration: 1:35
Attendance: 342

Officials:

Franklin Pierce - 56 Record: 4-3 (3-2)

NO.	Name		Min	FG M-A	3P M-A	FT M-A	Rebounds OR	DR	TOT	Fouls PF	FD	TP	AS	TO	ST	Blocks BS	BA	+/-
2	Sean Bresnan	F	33:16	3-9	0-3	0-0	3	8	11	3	1	6	1	3	3	0	1	-9
40	Sean Trumper	F	27:58	6-13	5-9	3-4	0	2	2	1	3	20	0	0	0	0	1	-5
4	Mohamed Traore	G	32:35	2-11	2-9	0-0	1	5	6	1	1	6	1	1	0	0	0	-11
10	Brandon Kolek	G	31:51	1-8	1-5	1-2	0	3	3	0	1	4	3	2	0	0	1	-17
12	Shandon Brown	G	25:30	0-3	0-0	2-3	2	2	4	2	1	2	3	1	0	0	2	-3
1	Jarnel Snow-Guzman		11:16	3-6	0-1	0-0	0	1	1	2	1	6	0	1	0	0	0	-7
35	JB Mukeba		06:03	1-3	0-0	0-0	1	1	2	0	0	2	1	0	1	0	0	-1
3	Antonio Chandler		16:39	2-3	0-0	0-0	1	4	5	1	0	4	0	2	0	0	0	5
11	Theisen Lee		05:39	0-0	0-0	0-0	0	0	0	0	1	0	0	0	0	0	0	-1
13	Ugo Nwachukwu		04:34	1-3	1-3	0-0	0	3	3	2	0	3	0	0	0	0	0	-4
23	Francesco Bonicioli		03:14	0-1	0-1	0-0	0	0	0	0	0	0	0	0	0	0	0	-1
21	Evan Willey		01:25	1-2	1-2	0-0	0	0	0	0	0	3	0	0	0	0	0	-1
Team							0	3	3			0		0				
Totals				20-62	10-33	6-9	8	32	40	12	9	56	9	10	4	0	5	-11

Technical Fouls::NONE

Shooting By Period		
1st FG%	7-32	21.9%
3PT%	3-16	18.8%
FT%	2-2	100%
2nd FG%	13-30	43.3%
3PT%	7-17	41.2%
FT%	4-7	57.1%
GM FG%	20-62	32.3%
3PT%	10-33	30.3%
FT%	6-9	66.7%

Dead Ball Rebounds: 2, 0

New Haven - 67 Record: 4-2 (4-1)

NO.	Name		Min	FG M-A	3P M-A	FT M-A	Rebounds OR	DR	TOT	Fouls PF	FD	TP	AS	TO	ST	Blocks BS	BA	+/-
10	Tyrone Perry	F	32:23	6-13	0-3	2-2	0	3	3	2	1	14	1	1	1	0	0	9
34	Davontrey Thomas	F	35:21	5-12	3-7	2-2	2	3	5	2	1	15	2	0	0	0	0	13
12	Majur Majak	C	33:20	5-6	2-2	2-2	1	9	10	3	4	14	0	1	0	5	0	15
4	Quashawn Lane	G	34:07	5-11	1-2	2-2	1	3	4	2	1	13	6	1	1	0	0	5
11	Victor Olawoye	G	33:13	3-11	1-5	2-4	0	6	6	0	3	9	3	1	2	0	0	12
3	Justin Hendrick		12:40	1-6	0-2	0-2	0	3	3	0	1	2	1	1	0	0	0	5
23	Sean Braithwaite		12:16	0-0	0-0	0-0	0	1	1	0	1	0	0	0	0	0	0	0
5	Joshua Hopson		06:40	0-0	0-0	0-0	0	2	2	0	0	0	0	2	0	0	0	-4
Team							1	5	6			0		1				
Totals				25-59	7-21	10-14	5	35	40	9	12	67	13	8	4	5	0	11

Technical Fouls::NONE

Shooting By Period		
1st FG%	11-31	35.5%
3PT%	1-10	10.0%
FT%	5-8	62.5%
2nd FG%	14-28	50.0%
3PT%	6-11	54.5%
FT%	5-6	83.3%
GM FG%	25-59	42.4%
3PT%	7-21	33.3%
FT%	10-14	71.4%

Dead Ball Rebounds: 1, 0

	FPU	UNH
Biggest lead	0 (1st 20:00)	13 (2nd 17:25)
Best Scoring Run	6(2nd 7:06)	8(2nd 0:03)
Lead Changes	0	
Times Tied	1	
Time with Lead	00:00	37:39

Points from	FPU	UNH
Turnovers	4	7
Paint	16	32
Second Chance	7	4
Fast Breaks	5	18
Bench	18	2

Period by Period Scoring	1st	2nd	TOT
FPU	19	37	56
UNH	28	39	67

New Haven vs. Assumption
Dec. 6, 2022 • West Haven, CT
Game 7

Official Basketball Box Score - Final
Assumption at New Haven
12/06/22 Charger Gymnasium, West Haven, CT
2022-23 Men's Basketball

Game Time: 7:00 PM
Game Duration: 1:35
Attendance: 321

Officials: Edward Corbett, Jr., Ryan Corbett, Joe Carmisone

Assumption - 73 Record: 4-4 (1-3)

NO.	Name		Min	FG M-A	3P M-A	FT M-A	Rebounds OR	DR	TOT	Fouls PF	FD	TP	AS	TO	ST	Blocks BS	BA	+/-
33	Cooper Creek	F	32:43	4-10	4-10	0-0	1	2	3	1	1	12	1	1	0	3	0	3
1	Kyle Hicks	G	25:40	4-8	0-0	0-1	0	3	3	2	2	8	2	2	0	0	3	1
2	Isiah Gaiter	G	32:43	6-12	0-2	1-1	2	6	8	4	3	13	4	0	0	0	0	2
13	Kani Glover	G	31:16	7-13	5-11	0-0	2	8	10	3	0	19	4	2	1	0	0	2
23	Njavan Stewart	G	34:58	5-13	4-12	0-1	0	1	1	3	1	14	2	0	0	0	0	0
21	Cal Connelly		20:32	0-1	0-1	0-0	1	0	1	0	2	0	1	1	0	0	0	-3
42	Rapolas Buivydas		13:14	2-8	1-5	2-2	1	2	3	0	3	7	0	0	0	0	1	-7
3	DeWarren Watkins		08:54	0-2	0-1	0-0	0	0	0	0	1	0	0	0	1	0	0	-3
Team							1	0	1			0		0				
Totals				28-67	14-42	3-5	8	22	30	13	13	73	14	6	2	3	4	-1

Technical Fouls::NONE

Shooting By Period		
1st FG%	14-30	46.7%
3PT%	7-18	38.9%
FT%	2-2	100%
2nd FG%	14-37	37.8%
3PT%	7-24	29.2%
FT%	1-3	33.3%
GM FG%	28-67	41.8%
3PT%	14-42	33.3%
FT%	3-5	60.0%

Dead Ball Rebounds: 0, 0

New Haven - 74 Record: 5-2 (5-1)

NO.	Name		Min	FG M-A	3P M-A	FT M-A	Rebounds OR	DR	TOT	Fouls PF	FD	TP	AS	TO	ST	Blocks BS	BA	+/-
10	Tyrone Perry	F	35:30	7-12	2-5	1-1	0	3	3	2	1	17	1	1	0	0	1	1
34	Davontrey Thomas	F	36:22	2-9	2-7	0-1	0	3	3	3	2	6	0	1	0	0	0	2
12	Majur Majak	C	34:50	3-3	0-0	3-3	0	8	8	1	2	9	1	1	0	3	0	7
4	Quashawn Lane	G	31:35	8-10	3-3	0-0	0	3	3	1	1	19	6	2	2	1	1	3
11	Victor Olawoye	G	34:22	4-7	1-3	4-6	0	8	8	0	4	13	5	2	1	0	1	2
15	Kendall McMillan		07:57	3-3	0-0	0-0	0	0	0	1	2	6	0	2	0	0	0	3
5	Joshua Hopson		04:05	1-1	0-0	0-0	0	0	0	1	0	2	1	0	0	0	0	-2
23	Sean Braithwaite		08:08	0-1	0-1	0-0	0	1	1	3	0	0	1	0	0	0	0	-1
3	Justin Hendrick		06:06	1-2	0-1	0-0	0	1	1	1	1	2	0	1	1	0	0	-6
22	Jason Edokpayi		01:05	0-0	0-0	0-0	0	0	0	0	0	0	0	0	0	0	0	-4
Team							0	6	6			0		1				
Totals				29-48	8-20	8-11	0	33	33	13	13	74	15	11	4	4	3	1

Technical Fouls::NONE

Shooting By Period		
1st FG%	18-27	66.7%
3PT%	6-14	42.9%
FT%	4-4	100%
2nd FG%	11-21	52.4%
3PT%	2-6	33.3%
FT%	4-7	57.1%
GM FG%	29-48	60.4%
3PT%	8-20	40.0%
FT%	8-11	72.7%

Dead Ball Rebounds: 0, 0

	ASM	UNH
Biggest lead	2 (1st 19:18)	18 (2nd 9:31)
Best Scoring Run	9(2nd 5:04)	9(1st 16:46)
Lead Changes	1	
Times Tied	0	
Time with Lead	00:20	38:58

Points from	ASM	UNH
Turnovers	14	2
Paint	26	40
Second Chance	8	0
Fast Breaks	5	14
Bench	7	10

Period by Period Scoring	1st	2nd	TOT
ASM	37	36	73
UNH	46	28	74

New Haven vs. Bloomfield
Dec. 8, 2022 • West Haven, CT
Game 8

Official Basketball Box Score - Final
Bloomfield at New Haven
12/08/22 Charger Gymnasium, West Haven, CT
2022-23 Men's Basketball

Game Time: 7:00 PM
Game Duration: 1:24
Attendance: 316

Officials: Mike Nardone, Marek Drabinski, Ajay Gonnelli

Bloomfield - 66 Record: 4-4

NO.	Name		Min	FG M-A	3P M-A	FT M-A	Rebounds OR	DR	TOT	Fouls PF	FD	TP	AS	TO	ST	Blocks BS	BA	+/-
23	Abdallah Elsaleh	F	11:12	0-2	0-0	0-0	1	1	2	0	0	0	2	0	0	0	0	5
34	Josh Morris	F	26:46	6-21	4-10	0-0	1	8	9	2	1	16	1	0	1	0	1	0
2	Andres Fulgencio	G	37:10	8-12	3-6	0-0	1	5	6	2	0	19	2	1	4	0	0	-2
3	Izaiah Poole	G	15:42	0-1	0-0	0-0	0	1	1	4	0	0	1	0	0	0	0	6
5	Al Fatir Conner	G	31:44	4-7	0-1	0-0	0	1	1	2	0	8	1	2	1	0	1	-10
10	Tyrek Battle-Holley		25:41	4-10	2-3	0-0	0	2	2	2	2	10	0	4	0	0	3	-9
24	Wesley Robinson		28:48	6-13	1-2	0-0	2	6	8	1	0	13	0	1	1	0	0	-13
33	Edward Ngene		13:14	0-0	0-0	0-0	0	3	3	0	0	0	0	0	0	3	0	-8
11	Deavion Ellis		04:20	0-0	0-0	0-0	0	1	1	0	0	0	0	0	0	0	0	-6
1	Jahsiem Davis		05:23	0-1	0-0	0-0	0	0	0	0	0	0	1	0	0	0	0	-3
Team							1	1	2			0		0				
Totals				28-67	10-22	0-0	6	29	35	13	3	66	8	8	7	3	5	-8

Technical Fouls::NONE

Shooting By Period		
1st FG%	10-33	30.3%
3PT%	4-12	33.3%
FT%	0-0	0%
2nd FG%	18-34	52.9%
3PT%	6-10	60.0%
FT%	0-0	0%
GM FG%	28-67	41.8%
3PT%	10-22	45.5%
FT%	0-0	0.0%

Dead Ball Rebounds: 0, 0

New Haven - 74 Record: 6-2

NO.	Name		Min	FG M-A	3P M-A	FT M-A	Rebounds OR	DR	TOT	Fouls PF	FD	TP	AS	TO	ST	Blocks BS	BA	+/-
10	Tyrone Perry	F	33:42	8-17	4-7	0-0	0	0	0	0	0	20	3	0	1	0	2	15
34	Davontrey Thomas	F	30:24	4-12	2-7	2-2	3	3	6	0	3	12	1	3	0	0	0	7
12	Majur Majak	C	32:32	5-7	0-1	0-0	0	13	13	0	0	10	1	1	1	2	0	6
4	Quashawn Lane	G	30:48	5-9	1-2	3-4	0	1	1	0	3	14	4	3	2	1	1	5
11	Victor Olawoye	G	26:11	3-4	1-2	2-3	0	1	1	2	4	9	1	0	2	0	0	4
15	Kendall McMillan		12:24	0-2	0-0	0-0	1	5	6	0	1	0	2	1	1	0	0	1
5	Joshua Hopson		07:28	1-2	0-0	0-0	0	1	1	0	0	2	1	1	0	1	0	2
23	Sean Braithwaite		15:54	2-6	0-3	0-0	0	3	3	1	1	4	1	0	0	1	0	-6
3	Justin Hendrick		10:37	1-2	0-1	1-2	0	4	4	0	1	3	1	1	0	0	0	6
Team							2	2	4			0		1				
Totals				29-61	8-23	8-11	6	33	39	3	13	74	15	11	7	5	3	8

Technical Fouls::NONE

Shooting By Period		
1st FG%	14-34	41.2%
3PT%	3-10	30.0%
FT%	2-4	50%
2nd FG%	15-27	55.6%
3PT%	5-13	38.5%
FT%	6-7	85.7%
GM FG%	29-61	47.5%
3PT%	8-23	34.8%
FT%	8-11	72.7%

Dead Ball Rebounds: 0, 0

	BLM	UNH
Biggest lead	3 (1st 15:59)	9 (1st 0:02)
Best Scoring Run	9(2nd 9:58)	10(1st 0:02)
Lead Changes	10	
Times Tied	5	
Time with Lead	06:25	30:46

Points from	BLM	UNH
Turnovers	12	12
Paint	30	34
Second Chance	4	0
Fast Breaks	8	16
Bench	23	9

Period by Period Scoring	1st	2nd	TOT
BLM	24	42	66
UNH	33	41	74

GAME 13: NEW HAVEN AT SAINT ANSELM

New Haven at Chestnut Hill
Dec. 11, 2022 • Philadelphia, PA
Game 9

New Haven (6-3) -vs- Chestnut Hill (5-6)
12/11/22 at Sorgenti Arena, Philadelphia, Pa.

Date: 12/11/22
Time: 2:00 PM
Attendance: 227
Site: Sorgenti Arena, Philadelphia, Pa.
Referees: Jim Miller, Vasili Rousseas, Andre Robertson

Score By Period	1	2	Total
New Haven	28	37	**65**
Chestnut Hill	37	37	**74**

New Haven 65

#	Player	GS	MIN	FG	3PT	FT	ORB-DRB	REB	PF	A	TO	BLK	STL	PTS
04	Quashawn Lane	*	30	6-9	1-2	3-4	2-0	2	5	0	2	0	1	16
34	Davontrey Thomas	*	33	4-18	2-11	2-2	1-3	4	3	0	1	0	0	12
11	Victor Olawoye	*	35	1-6	0-2	7-9	0-6	6	1	3	0	0	2	9
12	Majur Majak	*	27	3-6	1-3	0-0	2-7	9	1	0	1	4	0	7
10	Ty Perry	*	31	2-9	0-3	2-2	0-3	3	0	2	1	1	0	6
23	Sean Braithwaite		21	3-4	1-2	1-2	0-0	0	4	0	0	0	0	8
15	Kendall McMillan		13	2-3	0-0	2-5	1-1	2	0	1	1	0	1	6
03	Justin Hendrick		5	0-2	0-1	1-2	0-1	1	1	1	1	0	0	1
05	Joshua Hopson		3	0-0	0-0	0-0	0-0	0	1	0	0	0	0	0
00	Andre Francis		2	0-0	0-0	0-0	0-0	0	2	0	0	0	0	0
TM	Team		0	0-0	0-0	0-0	1-1	2	0	0	0	0	0	0
	Totals	**-**	**200**	**21-57**	**5-24**	**18-26**	**7-22**	**29**	**18**	**7**	**7**	**5**	**4**	**65**

Team Summary	FG	3PT	FT
First Half	9-27 33.33 %	3-13 23.08 %	7-12 58.33 %
Second Half	12-30 40.00 %	2-11 18.18 %	11-14 78.57 %
Total	**21-57 36.8 %**	**5-24 20.8 %**	**18-26 69.2 %**

Technical Fouls: none **Second Chance Points:** 7 **Scores Tied:** 0 times(s) **Points in the Paint:** 32 **Fast Break Points:** 2
Lead Changed: 1 times(s) **Points off Turnovers:** 15 **Bench Points:** 15 **Largest Lead:** 7 1st-15:49

Chestnut Hill 74

#	Player	GS	MIN	FG	3PT	FT	ORB-DRB	REB	PF	A	TO	BLK	STL	PTS
21	Simmon, Ethan	*	38	7-15	0-0	3-7	4-11	15	0	2	3	1	0	17
03	Conor Regan	*	34	5-11	2-5	1-2	1-4	5	3	1	1	0	0	13
10	Perry, Ty	*	26	4-7	2-5	2-2	1-2	3	3	3	1	0	1	12
00	Noah Charles	*	35	3-8	1-4	4-5	2-6	8	2	3	2	0	0	11
14	Lucas Dunn	*	12	1-1	1-1	0-0	1-1	2	1	2	1	0	0	3
05	James Rider		22	4-7	1-2	4-5	0-2	2	3	0	2	0	0	13
01	Trevonn Pitts		25	1-3	0-0	1-3	0-4	4	4	3	2	0	0	3
25	Kearson, Kyle		7	1-1	0-0	0-0	0-1	1	1	0	0	0	0	2
24	Donald Imo		3	0-2	0-0	0-0	1-1	2	0	0	0	0	0	0
TM	Team		0	0-0	0-0	0-0	1-1	2	0	0	1	0	0	0
	Totals	**-**	**202**	**26-55**	**7-17**	**15-24**	**11-33**	**44**	**17**	**14**	**13**	**1**	**1**	**74**

Team Summary	FG	3PT	FT
First Half	13-30 43.33 %	5-11 45.45 %	6-10 60.00 %
Second Half	13-25 52.00 %	2-6 33.33 %	9-14 64.29 %
Total	**26-55 47.3 %**	**7-17 41.2 %**	**15-24 62.5 %**

Technical Fouls: (1) James Rider **Second Chance Points:** 23 **Scores Tied:** 0 times(s) **Points in the Paint:** 24 **Fast Break Points:** 0
Lead Changed: 2 times(s) **Points off Turnovers:** 3 **Bench Points:** 18 **Largest Lead:** 15 2nd-11:52

New Haven vs. Molloy
Dec. 29, 2022 • West Haven, CT
Game 10

Official Basketball Box Score - Final
Molloy at New Haven
12/29/22 Charger Gymnasium, West Haven, CT
2022-23 Men's Basketball

Game Time: 7:00 PM
Game Duration: 1:35
Attendance: 97
Officials: Tyler Sandmann, Andrew Maira, John Sousa

Molloy - 72 **Record: 4-10**

NO.	Name		Min	FG M-A	3P M-A	FT M-A	Rebounds OR	DR	TOT	Fouls PF	FD	TP	AS	TO	ST	Blocks BS	BA	+/-
33	Billy Muller	F	26:58	4-12	2-4	3-4	4	4	8	2	2	13	4	3	0	0	2	-16
24	Matt Lane	C	09:33	0-2	0-2	0-0	0	0	0	1	0	0	1	0	0	1	0	-14
1	Kenny Lazo	G	24:02	1-3	1-3	0-0	0	2	2	3	0	3	2	1	1	0	0	-18
5	Darren Fergus	G	30:41	8-16	2-5	0-0	0	4	4	3	3	18	1	4	1	1	3	-24
13	Billy Reyes	G	22:42	2-8	2-7	0-2	0	2	2	1	1	6	0	3	1	0	0	-25
3	Jalen Rosemond		05:27	1-4	0-2	0-0	0	2	2	1	0	2	0	0	0	0	0	-7
11	Mick Browne		16:41	2-4	0-0	1-2	0	2	2	1	1	5	1	0	3	1	1	-3
4	Dashaun Warren		19:08	1-3	0-0	0-0	1	0	1	2	0	2	0	0	0	0	1	-18
14	Kendell Ogilvie		20:07	2-6	0-2	2-3	1	2	3	3	2	6	1	1	2	0	1	-11
20	Jake Lynch		12:07	1-2	1-1	2-2	0	0	0	0	1	5	2	1	1	0	0	2
10	Terence Crowley		07:28	3-4	2-3	2-2	0	1	1	1	2	10	1	0	3	0	0	3
15	Eden Boakye		02:33	0-0	0-0	0-0	0	0	0	0	0	0	0	0	0	0	0	3
22	Dimitri Garrett		02:33	1-2	0-1	0-0	0	0	0	0	0	2	0	0	0	0	0	3
	Team						1	1	2			0		1				
	Totals			26-66	10-30	10-15	7	20	27	18	12	72	13	14	12	3	8	-25

Technical Fouls::NONE

Shooting By Period		
1st FG%	13-31	41.9%
3PT%	5-15	33.3%
FT%	4-6	66.7%
2nd FG%	13-35	37.1%
3PT%	5-15	33.3%
FT%	6-9	66.7%
GM FG%	26-66	39.4%
3PT%	10-30	33.3%
FT%	10-15	66.7%

Dead Ball Rebounds: 3, 0

New Haven - 97 **Record: 7-3**

NO.	Name		Min	FG M-A	3P M-A	FT M-A	Rebounds OR	DR	TOT	Fouls PF	FD	TP	AS	TO	ST	Blocks BS	BA	+/-
10	Tyrone Perry	F	26:42	10-13	2-4	2-3	1	3	4	1	3	24	3	2	1	0	0	28
34	Davontrey Thomas	F	27:37	5-9	2-6	0-0	0	4	4	1	0	12	3	0	3	0	0	29
12	Majur Majak	C	26:29	5-6	1-1	0-0	2	7	9	2	1	11	1	2	0	8	1	21
4	Quashawn Lane	G	26:58	5-9	1-3	4-4	0	4	4	0	3	15	2	1	1	0	2	16
11	Victor Olawoye	G	24:08	3-7	2-4	2-2	0	4	4	3	5	10	7	4	2	0	0	32
3	Justin Hendrick		19:55	2-9	1-5	3-3	0	7	7	2	2	8	0	2	0	0	0	5
23	Sean Braithwaite		12:18	2-2	2-2	0-0	0	1	1	2	1	6	0	3	1	0	0	3
5	Joshua Hopson		09:48	1-1	0-0	1-2	1	1	2	0	1	3	0	1	0	0	0	7
15	Kendall McMillan		08:17	0-0	0-0	2-4	0	3	3	0	2	2	2	2	1	0	0	-1
2	Tarese Morse		07:28	1-1	0-0	0-0	1	0	1	0	0	2	0	1	1	0	0	-3
0	Andre Francis		05:01	0-1	0-1	0-0	0	0	0	1	0	0	0	0	0	0	0	-4
22	Jason Edokpayi		03:43	2-2	0-0	0-0	0	0	0	0	0	4	0	0	0	0	0	-3
13	Christian Kellman		01:36	0-0	0-0	0-0	0	0	0	0	0	0	0	1	0	0	0	-5
	Team						1	1	2			0		0				
	Totals			36-60	11-26	14-18	6	35	41	12	18	97	18	19	10	8	3	25

Technical Fouls::NONE

Shooting By Period		
1st FG%	19-28	67.9%
3PT%	7-12	58.3%
FT%	9-11	81.8%
2nd FG%	17-32	53.1%
3PT%	4-14	28.6%
FT%	5-7	71.4%
GM FG%	36-60	60.0%
3PT%	11-26	42.3%
FT%	14-18	77.8%

Dead Ball Rebounds: 2, 0

	MOL	UNH
Biggest lead	1 (1st 19:29)	33 (2nd 1:09)
Best Scoring Run	8(2nd 0:06)	10(2nd 18:23)
Lead Changes	2	
Times Tied	1	
Time with Lead	00:55	38:48

Points from	MOL	UNH
Turnovers	17	12
Paint	28	36
Second Chance	6	12
Fast Breaks	15	21
Bench	32	25

Period by Period Scoring	1st	2nd	TOT
MOL	35	37	72
UNH	54	43	97

New Haven vs. Le Moyne
Dec. 31, 2022 • West Haven, CT
Game 11

Official Basketball Box Score - Final
Le Moyne at New Haven
12/31/22 Charger Gymnasium, West Haven
2022-23 Men's Basketball

Game Time: 3:30 PM
Game Duration: 1:28
Attendance: 134
Officials: Mamadou Ba, Marek Drabinski, Mike Evans

Le Moyne - 50 **Record: 8-7 (5-2)**

NO.	Name		Min	FG M-A	3P M-A	FT M-A	Rebounds OR	DR	TOT	Fouls PF	FD	TP	AS	TO	ST	Blocks BS	BA	+/-
24	Isaiah Elmore	F	17:51	2-6	0-0	2-3	3	4	7	0	2	6	1	4	0	1	2	-16
0	Jeremiah Washington	G	24:03	2-8	2-6	0-0	0	3	3	0	0	6	3	1	0	0	1	-16
2	Zy'Ever Wingfield	G	17:15	0-5	0-0	0-0	1	3	4	1	1	0	1	1	0	0	0	-19
5	Isaiah Salter	G	30:43	4-10	2-3	0-0	0	0	0	2	0	10	1	2	1	0	0	-25
35	Nate McClure	G	30:02	1-4	0-1	0-0	2	2	4	1	0	2	3	0	0	2	0	-23
1	Darrick Jones Jr.		17:53	2-5	2-3	1-2	0	1	1	2	1	7	0	1	1	0	0	-4
10	Xavier Wilson		22:09	3-10	0-0	2-6	1	4	5	3	4	8	0	0	0	2	0	-3
23	Luke Sutherland		22:38	4-7	1-3	0-0	0	2	2	1	0	9	1	1	0	0	0	9
11	Kevin Constant		11:42	1-3	0-1	0-0	1	7	8	2	2	2	1	1	0	1	1	0
13	Jack Poirier		05:44	0-0	0-0	0-0	0	0	0	0	0	0	1	0	1	0	0	2
	Team						1	4	5			0		1				
	Totals			19-58	7-17	5-11	9	30	39	12	10	50	12	12	3	6	4	-19

Technical Fouls::NONE

Shooting By Period		
1st FG%	11-30	36.7%
3PT%	6-13	46.2%
FT%	2-5	40%
2nd FG%	8-28	28.6%
3PT%	1-4	25.0%
FT%	3-6	50%
GM FG%	19-58	32.8%
3PT%	7-17	41.2%
FT%	5-11	45.5%

Dead Ball Rebounds: 1, 0

New Haven - 69 **Record: 8-3 (6-1)**

NO.	Name		Min	FG M-A	3P M-A	FT M-A	Rebounds OR	DR	TOT	Fouls PF	FD	TP	AS	TO	ST	Blocks BS	BA	+/-
10	Tyrone Perry	F	30:38	6-16	0-3	0-1	0	1	1	1	5	12	2	1	0	0	3	24
34	Davontrey Thomas	F	35:00	5-11	2-5	2-3	1	3	4	0	1	14	3	1	1	0	1	22
12	Majur Majak	C	37:42	5-6	0-1	2-2	2	17	19	4	2	12	1	1	0	3	0	22
4	Quashawn Lane	G	36:37	6-14	1-5	0-0	2	4	6	2	0	13	7	1	1	1	0	22
11	Victor Olawoye	G	29:09	5-10	1-3	1-1	0	4	4	1	2	12	4	1	0	0	0	15
3	Justin Hendrick		09:08	1-6	1-4	0-0	1	1	2	0	0	3	0	1	1	0	2	-3
23	Sean Braithwaite		14:22	0-2	0-1	1-2	1	0	1	1	1	1	1	0	0	0	0	-8
5	Joshua Hopson		02:18	0-0	0-0	0-0	0	2	2	1	0	0	0	0	0	0	0	-3
15	Kendall McMillan		05:06	1-1	0-0	0-0	0	0	0	0	1	2	0	0	0	0	0	4
	Team						2	3	5			0		0				
	Totals			29-66	5-22	6-9	9	35	44	10	12	69	18	6	3	4	6	19

Technical Fouls::NONE

Shooting By Period		
1st FG%	14-32	43.8%
3PT%	3-10	30.0%
FT%	6-8	75%
2nd FG%	15-34	44.1%
3PT%	2-12	16.7%
FT%	0-1	0%
GM FG%	29-66	43.9%
3PT%	5-22	22.7%
FT%	6-9	66.7%

Dead Ball Rebounds: 1, 0

	LMU	UNH
Biggest lead	0 (1st 20:00)	19 (2nd 0:53)
Best Scoring Run	6(1st 5:53)	11(2nd 14:36)
Lead Changes	0	
Times Tied	0	
Time with Lead	00:00	39:11

Points from	LMU	UNH
Turnovers	3	10
Paint	16	40
Second Chance	1	9
Fast Breaks	13	14
Bench	26	6

Period by Period Scoring	1st	2nd	TOT
LMU	30	20	50
UNH	37	32	69

New Haven at Georgian Court
Jan. 4, 2023 • Lakewood, NJ
Game 12

Official Basketball Box Score - Final
New Haven at Georgian Court
01/04/23 Wellness Center Arena, Lakewood
2022-23 Men's Basketball

Game Time: 12:00 PM
Game Duration: 2:03
Attendance: 95
Officials: Jason Stallworth, Art Jackson, Robert Davison

New Haven - 69 **Record: 9-3**

NO.	Name		Min	FG M-A	3P M-A	FT M-A	Rebounds OR	DR	TOT	Fouls PF	FD	TP	AS	TO	ST	Blocks BS	BA	+/-
10	Tyrone Perry	F	25:49	8-12	1-4	4-4	1	2	3	2	2	21	4	1	2	1	0	13
34	Davontrey Thomas	F	36:04	3-15	3-12	1-4	1	10	11	0	3	10	2	3	0	0	0	3
12	Majur Majak	C	28:53	2-2	0-0	0-0	5	12	17	3	2	4	1	4	0	1	0	12
4	Quashawn Lane	G	33:18	3-6	1-2	7-8	3	3	6	0	6	14	2	4	0	2	1	10
11	Victor Olawoye	G	28:11	3-9	2-6	0-0	0	2	2	3	3	8	2	2	1	0	0	3
3	Justin Hendrick		05:47	0-2	0-2	0-0	0	2	2	0	0	0	0	1	1	0	0	6
23	Sean Braithwaite		18:07	2-5	1-3	0-0	1	0	1	2	0	5	0	1	0	0	0	2
15	Kendall McMillan		12:44	2-3	0-1	1-1	0	1	1	0	1	5	0	0	0	0	0	-1
5	Joshua Hopson		11:07	1-1	0-0	0-0	0	2	2	0	0	2	0	0	0	1	0	-3
	Team						0	1	1			0		0				
	Totals			24-55	8-30	13-17	11	35	46	10	17	69	11	16	4	5	1	9

Technical Fouls: Perry 1st4:01

Shooting By Period		
1st FG%	13-27	48.1%
3PT%	3-9	33.3%
FT%	8-9	88.9%
2nd FG%	11-28	39.3%
3PT%	5-21	23.8%
FT%	5-8	62.5%
GM FG%	24-55	43.6%
3PT%	8-30	26.7%
FT%	13-17	76.5%

Dead Ball Rebounds: 2, 1

Georgian Court - 60 **Record: 7-6**

NO.	Name		Min	FG M-A	3P M-A	FT M-A	Rebounds OR	DR	TOT	Fouls PF	FD	TP	AS	TO	ST	Blocks BS	BA	+/-
1	Jamaal Waters	F	36:11	6-13	0-3	2-4	0	2	2	1	3	14	1	2	4	1	1	-3
3	Jelani Jackson	G	25:11	1-5	1-2	0-0	0	6	6	2	1	3	3	2	1	0	1	-2
5	Shane Williams	G	28:27	0-6	0-1	0-0	0	3	3	1	0	0	0	0	0	0	0	-11
11	Clint Wright Jr.	G	36:44	4-16	3-10	2-2	0	1	1	4	1	13	1	2	1	0	1	-2
20	Jalen Bates	G	22:23	4-5	0-0	0-0	3	4	7	4	3	8	3	1	2	0	0	-6
2	Cameron Edmonds		30:50	7-14	6-11	0-0	0	4	4	4	0	20	2	1	2	0	2	-6
23	Hassan Jackson		07:04	0-3	0-0	0-0	0	0	0	0	0	0	0	0	0	0	0	-6
10	Christian Armstrong-Thomas		11:26	0-0	0-0	0-0	0	1	1	1	0	0	1	0	0	0	0	-11
30	Andrew Tummings, Jr.		01:44	1-1	0-0	0-0	1	0	1	0	0	2	0	0	0	0	0	2
	Team						1	1	2			0		1				
	Totals			23-63	10-27	4-6	5	22	27	17	9	60	11	9	10	1	5	-9

Technical Fouls::NONE

Shooting By Period		
1st FG%	11-31	35.5%
3PT%	6-15	40.0%
FT%	3-4	75%
2nd FG%	12-32	37.5%
3PT%	4-12	33.3%
FT%	1-2	50%
GM FG%	23-63	36.5%
3PT%	10-27	37.0%
FT%	4-6	66.7%

Dead Ball Rebounds: 1, 0

	UNH	GCU
Biggest lead	15 (2nd 2:26)	5 (1st 18:52)
Best Scoring Run	8(1st 7:53)	5(1st 18:52)
Lead Changes	3	
Times Tied	2	
Time with Lead	36:26	02:04

Points from	UNH	GCU
Turnovers	10	13
Paint	28	20
Second Chance	10	11
Fast Breaks	7	17
Bench	12	22

Period by Period Scoring	1st	2nd	TOT
UNH	37	32	69
GCU	31	29	60

GAME 13: NEW HAVEN AT SAINT ANSELM

New Haven at Saint Anselm
Jan. 7, 2023 • Manchester, NH

Game 13

Official Basketball Box Score - Final

New Haven at Saint Anselm

01/07/23 Stoutenburgh Gymnasium, Manchester, N.H.
2022-23 Men's Basketball

Game Time: 3:30 PM
Game Duration: 1:28
Attendance: 351

Officials: Will Flowers, Christopher Brown, Casey Kett

New Haven - 72 **Record: 10-3 (7-1)**

NO.	Name		Min	FG M-A	3P M-A	FT M-A	Rebounds OR	DR	TOT	Fouls PF	FD	TP	AS	TO	ST	Blocks BS	BA	+/-
23	Sean Braithwaite	F	33:52	3-4	1-1	0-0	1	2	3	0	1	7	0	0	0	0	0	10
34	Davontrey Thomas	F	40:00	10-13	3-4	2-2	2	4	6	4	2	25	1	1	0	0	0	9
12	Majur Majak	C	37:02	1-2	0-0	0-0	2	12	14	2	1	2	1	1	1	3	0	13
4	Quashawn Lane	G	40:00	8-17	1-3	3-3	0	2	2	1	4	20	3	4	3	0	2	9
11	Victor Olawoye	G	37:46	4-14	1-4	4-6	0	5	5	1	4	13	3	1	0	0	0	20
15	Kendall McMillan		03:00	0-1	0-0	0-0	0	0	0	0	0	0	0	0	0	0	1	-11
3	Justin Hendrick		05:22	2-3	0-0	1-1	0	1	1	0	1	5	0	0	0	0	0	-1
5	Joshua Hopson		02:58	0-0	0-0	0-0	0	0	0	0	0	0	0	0	0	0	0	-4
Team							2	3	5			0		2				
Totals				28-54	6-12	10-12	7	29	36	8	13	72	8	9	4	3	3	9

Technical Fouls::NONE

Shooting By Period		
1st FG%	16-31	51.6%
3PT%	2-5	40.0%
FT%	2-2	100%
2nd FG%	12-23	52.2%
3PT%	4-7	57.1%
FT%	8-10	80%
GM FG%	28-54	51.9%
3PT%	6-12	50.0%
FT%	10-12	83.3%

Dead Ball Rebounds: 2, 0

Saint Anselm - 63 **Record: 10-4 (7-1)**

NO.	Name		Min	FG M-A	3P M-A	FT M-A	Rebounds OR	DR	TOT	Fouls PF	FD	TP	AS	TO	ST	Blocks BS	BA	+/-
10	Owen McGlashan	F	40:00	10-17	5-6	1-2	3	4	7	1	1	26	0	0	0	1	3	-9
24	Keith Robinson	F	08:54	0-2	0-2	0-0	0	2	2	0	0	0	0	0	0	0	0	-9
0	Tyler Arbuckle	G	40:00	6-14	2-6	1-2	1	3	4	1	2	15	2	2	0	0	0	-9
3	Matt Becker	G	33:58	2-11	0-4	0-2	1	8	9	3	2	4	5	1	2	0	0	-12
23	Miles Tention	G	40:00	5-13	3-8	1-1	0	0	0	1	1	14	5	2	3	0	0	-9
32	Matt Relihan		17:54	0-1	0-1	0-0	0	1	1	2	1	0	1	0	0	1	0	6
1	Jadon Archer		19:08	2-6	0-2	0-0	2	1	3	4	1	4	3	1	1	1	0	-3
11	Brogan Shannon		00:06	0-0	0-0	0-0	0	0	0	1	0	0	0	0	0	0	0	0
Team							4	0	4			0		0				
Totals				25-64	10-29	3-7	11	19	30	13	8	63	16	6	6	3	3	-9

Technical Fouls::NONE

Shooting By Period		
1st FG%	14-31	45.2%
3PT%	7-17	41.2%
FT%	2-5	40%
2nd FG%	11-33	33.3%
3PT%	3-12	25.0%
FT%	1-2	50%
GM FG%	25-64	39.1%
3PT%	10-29	34.5%
FT%	3-7	42.9%

Dead Ball Rebounds: 3, 0

	UNH	STA
Biggest lead	11 (2nd 0:15)	11 (1st 9:43)
Best Scoring Run	8(2nd 0:31)	17(1st 10:24)
Lead Changes	10	
Times Tied	3	
Time with Lead	23:01	13:42

Points from	UNH	STA
Turnovers	11	13
Paint	40	26
Second Chance	7	13
Fast Breaks	12	14
Bench	5	4

Period by Period Scoring	1st	2nd	TOT
UNH	36	36	72
STA	37	26	63

New Haven at Southern New Hampshire
Jan. 10, 2023 • Manchester, NH

Game 14

New Haven vs. Southern Connecticut
Jan. 14, 2023 • West Haven, CT

Game 15

New Haven at Bentley
Jan. 18, 2023 • Waltham, MA

Game 16

POINTS - REBOUNDS - ASSISTS

Opponent	Date	Score	0 Francis	1 Bernard	2 Morse	3 Hendrick	4 Lane	5 Hopson	10 Perry	11 Olawoye
at Saint Michael's	11.16.22	74-75 L	DNP	DNP	DNP	0-0-0	10-5-8	DNP	20-9-0	9-5-3
ADELPHI	11.19.22	W 82-64	3-0-0	DNP	0-0-0	2-2-0	15-7-3	0-2-0	13-6-1	18-7-8
at Saint Rose	11.22.22	W 69-65	DNP	DNP	DNP	DNP	16-4-4	2-0-0	22-5-3	5-4-0
at Indiana (Pa.)	11.26.22	60-65 L	DNP	DNP	DNP	0-0-0	13-3-2	0-0-0	15-3-2	7-4-8
at American Int'l	11.30.22	W 81-54	0-2-2	DNP	2-2-0	12-6-1	14-3-1	6-3-1	14-4-1	8-6-4
FRANKLIN PIERCE	12.03.22	W 67-56	DNP	DNP	DNP	2-3-1	13-4-6	0-2-0	14-3-1	9-6-3
ASSUMPTION	12.06.22	W 74-73	DNP	DNP	DNP	2-1-0	19-3-6	2-0-1	17-3-1	13-8-5
BLOOMFIELD	12.08.22	W 74-66	DNP	DNP	DNP	3-4-1	14-1-4	2-1-1	20-0-3	9-1-1
at Chestnut Hill	12.11.22	65-74 L	0-0-0	DNP	DNP	1-1-1	16-2-0	0-0-0	6-3-2	9-6-3
MOLLOY	12.29.22	W 97-72	2-1-0	DNP	2-1-1	8-7-0	15-4-2	3-2-0	24-4-3	10-4-7
LE MOYNE	12.31.22	W 69-50	DNP	DNP	DNP	3-2-0	13-6-7	0-2-0	12-1-2	12-4-4
at Georgian Court	01.04.23	W 69-60	DNP	DNP	DNP	0-2-0	14-6-2	2-2-0	21-3-4	8-2-2
at Saint Anselm	01.07.23	W 72-63	DNP	DNP	DNP	5-1-0	20-2-3	0-0-0	DNP	13-5-3
at So New Hampshire	01.10.23									
SO CONNECTICUT	01.14.23									
at Bentley	01.18.23									
PACE	01.21.23									
at Adelphi	0124.23									
at Franklin Pierce	01.28.23									
SAINT ROSE	02.01.23									
AMERICAN INT'L	02.01.23									
SAINT MICHAEL'S	02.07.23									
at Assumption	02.11.23									
STATEN ISLAND	02.15.23									
at Le Moyne	02.18.23									
SAINT ANSELM	02.21.23									

Opponent	Date	Score	12 Majak	13 Kellman	15 McMillan	20 Gill	21 Simmon	22 Edokpayi	23 Braithwaite	34 Thomas
at Saint Michael's	11.16.22	74-75 L	10-7-2	DNP	DNP	DNP	DNP	0-3-0	5-3-1	20-3-2
ADELPHI	11.19.22	W 82-64	8-6-0	0-0-0	DNP	DNP	DNP	0-1-0	4-1-3	19-1-1
at Saint Rose	11.22.22	W 69-65	6-10-1	DNP	0-2-1	DNP	DNP	0-1-0	3-1-0	15-4-2
at Indiana (Pa.)	11.26.22	60-65 L	11-11-0	DNP	0-0-0	DNP	DNP	DNP	0-1-1	14-5-1
at American Int'l	11.30.22	W 81-54	6-11-1	DNP	2-2-0	DNP	DNP	0-0-0	1-0-1	16-3-0
FRANKLIN PIERCE	12.03.22	W 67-56	14-10-0	DNP	DNP	DNP	DNP	DNP	0-1-0	15-5-2
ASSUMPTION	12.06.22	W 74-73	9-8-1	DNP	6-0-0	DNP	DNP	0-0-0	0-1-1	6-3-0
BLOOMFIELD	12.08.22	W 74-66	10-13-1	DNP	0-6-2	DNP	DNP	DNP	4-3-1	12-6-1
at Chestnut Hill	12.11.22	65-74 L	7-9-0	DNP	6-2-1	DNP	DNP	DNP	8-0-0	12-4-0
MOLLOY	12.29.22	W 97-72	11-9-1	0-0-0	2-3-2	DNP	DNP	4-0-0	6-1-0	12-4-3
LE MOYNE	12.31.22	W 69-50	12-19-1	DNP	2-0-0	DNP	DNP	DNP	1-1-1	14-4-3
at Georgian Court	01.04.23	W 69-60	4-17-1	DNP	5-1-0	DNP	DNP	DNP	5-1-0	10-11-2
at Saint Anselm	01.07.23	W 72-63	2-14-1	DNP	0-0-0	DNP	DNP	DNP	7-3-0	25-6-1
at So New Hampshire	01.10.23									
SO CONNECTICUT	01.14.23									
at Bentley	01.18.23									
PACE	01.21.23									
at Adelphi	0124.23									
at Franklin Pierce	01.28.23									
SAINT ROSE	02.01.23									
AMERICAN INT'L	02.01.23									
SAINT MICHAEL'S	02.07.23									
at Assumption	02.11.23									
STATEN ISLAND	02.15.23									
at Le Moyne	02.18.23									
SAINT ANSELM	02.21.23									

OPPONENT GAME-BY-GAME STATISTICS

DATE	OPPONENT	FG-FGA	PCT.	3P-3PA	PCT.	FT-FTA	PCT.	OR-DR-RB	A	TO	BLK	STL	PTS
11/16	**New Haven**	**30-60**	**.500**	**5-14**	**.357**	**9-12**	**.750**	**10-29-39**	**16**	**14**	**4**	**7**	**74**
	at Saint Michael's	26-59	.441	14-35	.400	9-12	.750	5-21-26	18	10	3	8	75
11/19	**NEW HAVEN**	**33-55**	**.600**	**8-18**	**.444**	**8-12**	**.667**	**1-32-33**	**16**	**10**	**4**	**7**	**82**
	vs. Adelphi	23-61	.377	12-39	.308	6-10	.600	8-23-31	14	12	0	3	64
11/22	**New Haven**	**29-59**	**.492**	**2-10**	**.105**	**9-14**	**.643**	**7-29-36**	**10**	**21**	**2**	**8**	**69**
	at Saint Rose	26-70	.371	9-36	.250	4-4	1.000	13-25-38	13	21	3	12	65
11/26	**New Haven**	**22-54**	**.407**	**8-23**	**.348**	**8-11**	**.727**	**9-26-35**	**14**	**16**	**3**	**5**	**60**
	at Indiana (Pa.)	21-53	.396	4-14	.286	19-20	.950	7-24-31	10	10	5	11	65
11/30	**New Haven**	**29-54**	**.537**	**10-23**	**.435**	**13-17**	**.765**	**11-32-43**	**12**	**10**	**1**	**3**	**81**
	at American Int'l	20-56	.357	9-30	.300	5-6	.833	4-15-19	9	6	0	4	54
12/3	**NEW HAVEN**	**25-59**	**.424**	**7-21**	**.333**	**10-14**	**.714**	**5-35-40**	**13**	**8**	**5**	**4**	**67**
	vs. Franklin Pierce	20-62	.323	10-33	.303	6-9	.667	8-32-40	9	10	0	4	56
12/6	**NEW HAVEN**	**29-48**	**.604**	**8-20**	**.400**	**8-11**	**.727**	**0-33-33**	**15**	**11**	**4**	**4**	**74**
	vs. Assumption	28-67	.418	14-42	.333	3-5	.600	8-22-30	14	6	3	2	73
12/8	**NEW HAVEN**	**29-61**	**.475**	**8-23**	**.348**	**8-11**	**.727**	**6-33-39**	**15**	**11**	**5**	**7**	**74**
	vs. Bloomfield	28-67	.418	10-22	.455	0-0	.000	6-29-35	8	8	3	7	66
12/11	**New Haven**	**21-57**	**.368**	**5-24**	**.208**	**18-26**	**.692**	**7-22-29**	**7**	**7**	**5**	**4**	**65**
	at Chestnut Hill	26-55	.473	7-17	.412	15-24	.625	11-33-44	14	13	1	1	74
12/29	**NEW HAVEN**	**36-60**	**.600**	**11-26**	**.423**	**14-18**	**.778**	**6-35-41**	**18**	**19**	**8**	**10**	**97**
	vs. Molloy	26-66	.394	10-30	.333	10-15	.667	7-20-27	13	14	3	12	72
12/31	**NEW HAVEN**	**29-66**	**.439**	**5-22**	**.227**	**6-9**	**.667**	**9-35-44**	**18**	**6**	**4**	**3**	**69**
	vs. Le Moyne	19-58	.328	7-17	.412	5-11	.455	9-30-39	12	12	6	3	50
1/4	**NEW HAVEN**	**24-55**	**.436**	**8-30**	**.267**	**13-17**	**.765**	**11-35-46**	**11**	**16**	**5**	**4**	**69**
	vs. Georgian Court	23-63	.365	10-27	.370	4-6	.667	5-22-27	11	9	1	10	60
1/7	**New Haven**	**28-54**	**.519**	**6-12**	**.500**	**10-12**	**.833**	**7-29-36**	**8**	**9**	**3**	**4**	**72**
	at Saint Anselm	25-64	.391	10-29	.345	3-7	.429	11-19-30	16	6	3	6	63
1/10	**New Haven**												
	at So New Hampshire												
1/14	**NEW HAVEN**												
	vs. So Connecticut												
1/18	**New Haven**												
	at Bentley												
1/21	**NEW HAVEN**												
	vs. Pace												
1/24	**New Haven**												
	at Adelphi												
1/28	**New Haven**												
	at Franklin Pierce												
2/1	**NEW HAVEN**												
	vs. Saint Rose												
2/4	**NEW HAVEN**												
	vs. American Int'l												
2/7	**NEW HAVEN**												
	vs. Saint Michael's												
2/11	**New Haven**												
	at Assumption												
2/15	**NEW HAVEN**												
	vs. Staten Island												
2/18	**New Haven**												
	at Le Moyne												
2/21	**NEW HAVEN**												
	vs. Saint Michael's												

2022-23 SEASON STATISTICS

RECORD	OVERALL	HOME	AWAY	NEUTRAL
ALL GAMES	10-3	6-0	4-3	0-0
CONFERENCE	7-1	4-0	3-1	0-0
NON-CONFERENCE	3-2	2-0	1-2	0-0

					-------Total-------|	|-----3-Point-----|	|----F-Throw----|		|-------Rebounds-------|								
#	Player	GP-GS	Min--Avg	FG-FGA	Pct	3FG-FGA	Pct	FT-FTA	Pct	Off-Def	Tot	Avg	PF	A	TO	Blk	Stl	Pts	Avg
10	Ty Perry	12-12	373--31.1	81-164	.494	12-46	.261	24-31	.774	10-34	44	3.7	16	22	19	2	12	198	16.5
4	Quashawn Lane	13-13	437--33.6	74-134	.552	11-28	.393	33-38	.868	9-41	50	3.8	21	48	34	7	18	192	14.8
34	Davontrey Thomas	13-13	447--34.4	68-158	.430	38-101	.376	16-23	.696	15-44	59	4.5	15	18	13	1	6	190	14.6
11	Victor Olawoye	13-13	415--31.9	42-104	.404	14-46	.304	32-45	.711	3-59	62	4.8	22	51	25	0	19	130	10.0
12	Majur Majak	13-13	407--31.3	48-64	.750	4-9	.444	10-12	.833	21-123	144	11.1	26	10	19	39	7	110	8.5
23	Sean Braithwaite	13-1	203--15.6	17-36	.472	5-18	.333	5-10	.500	5-12	17	1.3	14	9	8	2	1	44	3.4
3	Justin Hendrick	12-0	120--10.0	13-46	.283	6-25	.240	6-10	.600	1-29	29	2.4	8	4	12	0	3	38	3.2
15	Kendall McMIllan	10-0	83--8.3	8-18	.444	0-3	.000	7-12	.583	3-13	16	1.6	1	6	9	0	3	23	2.3
5	Joshua Hopson	12-0	78--6.5	8-9	.889	0-0	.000	1-2	.500	2-12	14	1.2	4	3	5	2	0	17	1.4
2	Tarese Morse	3-0	17--5.5	2-2	1.000	0-0	.000	0-1	.000	2-1	3	1.0	1	0	1	0	1	4	1.3
0	Andre Francis	4-0	19--4.7	1-2	.500	1-2	.500	0-0	.000	1-1	2	0.5	4	2	0	0	0	3	0.8
22	Jason Edokpayi	6-0	22--3.7	2-5	.400	0-0	.000	0-0	.000	2-3	5	0.8	4	0	2	0	0	4	0.7
13	Christian Kellman	2-0	5--2.5	0-0	.000	0-0	.000	0-0	.000	0-0	0	0.0	2	0	1	0	0	0	0.0
	TEAM									15-34	49	4.1			10				
	NEW HAVEN TOTAL	13		364-742	.491	91-275	.331	134-184	.728	89-405	494	38.0	138	173	158	83	70	953	73.3
	OPPONENTS TOTAL	13		311-801	.388	126-371	.340	89-129	.690	102-315	417	32.1	182	161	137	31	83	837	64.4

	New Haven	Opponent
SCORING	953	837
Points Per Game	73.3	64.4
Scoring Margin	+8.9	-
FIELD GOALS	364-742	311-801
Field Goals pct	.491	.388
3-POINT FG-ATT	91-275	126-371
3-point FG pct	.331	.340
3-point FG made per game	7.0	9.7
FREE THROWS-ATT	134-184	89-129
Free Throw pct	.728	.690
F-Throws made per game	10.3	6.8
REBOUNDS	494	417
Rebounds per game	38.0	32.1
Rebounding Margin	+5.9	-
ASSISTS	173	161
Assists per game	13.3	12.4
TURNOVERS	158	137
Turnovers per game	12.2	10.9
Turnover Margin	-1.6	-
Assist/Turnover Ratio	1.1	1.2
STEALS	70	83
Steals per game	5.4	6.4
BLOCKS	53	31
Blocks per game	4.1	2.4
ATTENDANCE	1,572	2,568
Home Games avg. per game	6-262	7-367
Neutral site avg. per game	-	-

Score by Periods	1st	2nd	OT		Totals
New Haven	460	485	8	-	953
Opponents	397	436	4	-	837

	Date	Opponent		Score	Att.
*	11/16/22	at Saint Michael's	L	74-75	549
*	11/19/22	ADELPHI	W	82-64	362
*	11/22/22	at Saint Rose	W (ot)	69-65	243
	11/26/22	at No. 3 Indiana (Pa.)	L	60-65	1,103
*	11/30/22	at American Int'l	W	81-54	
*	12/03/22	FRANKLIN PIERCE	W	67-56	342
*	12/06/22	ASSUMPTION	W	74-73	321
	12/08/22	BLOOMFIELD	W	74-66	316
	12/11/22	at Chestnut Hill	L	65-74	227
	12/29/22	MOLLOY	W	97-72	97
*	12/31/22	LE MOYNE	W	69-50	134
	01/04/23	at Georgian Court	W	69-60	95
*	01/07/23	at Saint Anselm	W	72-63	351

* - Northeast-10 Conference Game