

NEW HAVEN CHARGERS

MEN'S BASKETBALL

DAN RUEDE

Assistant Director of Athletics / Strategic Communications
Charger Gym, 300 Boston Post Road, West Haven, CT 06516
O: 203.932.7025 | C: 203-535-9503
druede@newhaven.edu | www.NewHavenChargers.com

2022-23 SCHEDULE/RESULTS

OVERALL: 8-3 | NE10: 6-1

NOVEMBER

Wed. 16	at Saint Michael's *	L, 74-75
Sat. 19	ADELPHI *	W, 82-64
Tue. 22	at Saint Rose *	W, 69-65
Sat. 26	at Indiana (PA)	L, 60-65
Wed. 30	at American International *	W, 81-54

DECEMBER

Sat. 3	FRANKLIN PIERCE *	W, 67-56
Tue. 6	ASSUMPTION *	W, 74-73
Thu. 8	BLOOMFIELD	W, 74-66
Sun. 11	at Chestnut Hill	L, 65-74
Thu. 29	MOLLOY	W, 97-72
Sat. 31	LE MOYNE *	W, 69-50

JANUARY

Wed. 4	at Georgian Court	12:00 p.m.
Sat. 7	at Saint Anselm *	3:30 p.m.
Tue. 10	at Southern New Hampshire *	7:30 p.m.
Sat. 14	SOUTHERN CONNECTICUT *	3:30 p.m.
Wed. 18	at Bentley *	7:30 p.m.
Sat. 21	PACE *	3:30 p.m.
Tue. 24	at Adelphi *	7:30 p.m.
Sat. 28	at Franklin Pierce *	3:30 p.m.

FEBRUARY

Wed. 1	SAINT ROSE *	7:30 p.m.
Sat. 4	AMERICAN INTERNATIONAL *	3:30 p.m.
Tue. 7	SAINT MICHAEL'S *	7:30 p.m.
Sat. 11	at Assumption *	3:30 p.m.
Wed. 15	STATEN ISLAND *	7:30 p.m.
Sat. 18	at Le Moyne *	3:30 p.m.
Tue. 21	SAINT ANSELM *	7:30 p.m.
Fri. 24	NE10 Championship First Round	TBD
Sun. 26	NE10 Championship Quarterfinal	TBD

MARCH

Wed. 1	NE10 Championship Semifinal	TBD
Sat. 4	NE10 Championship Final	TBD
Mar. 11-14	NCAA East Region Championship	TBD
Mar. 22-25	NCAA Final Eight	TBD

* Northeast-10 Conference game
Home games in **BOLD CAPS** played at Charger Gymnasium



NEW HAVEN (8-3, 6-1 NE10) CHARGERS

AT A GLANCE

Opening Tip	12:00 p.m.
Location	Lakewood, N.J.
Venue	GCU Wellness Center
Capacity	1,200
Live Video	GCUlions.com
Live Stats	GCUlions.com
All-Time Series	2-0
Active Streak	W2
Last Meeting	New Haven 70-56 (Dec. 13, 2016)
First Meeting	New Haven 78-67 (Dec. 18, 2015)
Hotaling vs. Georgian Court	2-0



GEORGIAN COURT LIONS (7-5, 3-1 CACC)

PROJECTED NEW HAVEN STARTERS

4

QUASHAWN LANE
GR • 6-2 • GUARD
TRENTON, N.J.

PPG	RPG	AST	MIN
14.4	3.8	3.9	33.0



NOTES:

- Second on the team in scoring (14.4 ppg)
- Became the 38th member of the UNH 1,000 point club with a 3-pointer late in the win over Le Moyne on New Year's Eve
- Second on the team with 43 assists, with 3.5 per game average seventh most in the NE10
- Shooting 56.8 percent on the season (63-of-111)

10

TY PERRY
SR • 6-3 • FORWARD
BOSTON, MASS.

PPG	RPG	STL	MIN
16.1	3.7	0.9	31.6



NOTES:

- Has started all 11 games this season
- Leads the team and is fifth in the NE10 with average 16.1 points per game
- Scored 22+ in three games, including a career-high 24 points vs Molloy

11

VICTOR OLAWOYE
GR • 6-2 • GUARD
ELMONT, N.Y.

PPG	RPG	AST	MIN
9.9	5.0	4.2	31.7



NOTES:

- Second on the team with 5.0 rebounds per game avg
- Leads the team with 46 assists, is fourth in the NE10 with 4.2 per game average
- Leads the team with 18 steals, is fifth in the NE10 with 1.6 per game average

12

MAJUR MAJAK
SR • 7-1 • CENTER
POUGHKEEPSIE, N.Y.

PPG	RPG	BLK	MIN
9.5	10.3	3.2	31.0



NOTES:

- Averaging just shy of a double double with 9.5 ppg and 10.3 rpg
- Leads the team, the NE10 and is third in the nation with 35 blocks, average of 3.2 per game
- Leads the team and the NE10 with 75.0 FG%

34

DAVONTREY THOMAS
JR • 6-5 • FORWARD
POUGHKEEPSIE, N.Y.

PPG	RPG	AST	MIN
14.1	3.8	1.4	33.7



NOTES:


- Third on the team with 14.1 ppg average
- Leads the team from beyond the arc with 32 three pointers, with his 3.0 3's per game leading all NE10 players

PUT ME IN COACH I'M READY TO PLAY (FIRST OFF THE BENCH)

23

SEAN BRAITHWAITE
JR • 6-6 • FORWARD
CENTER MORICHES, N.Y.

PPG	RPG	AST	MIN
2.9	1.2	0.8	13.7



NOTES:

- Only non-starter to make an appearance in all 11 games



GAME 12: NEW HAVEN AT GEORGIAN COURT

2022-23 NEW HAVEN CHARGERS NUMERICAL ROSTER

##	Name	Cl.	Po.	Ht.	Wt.	Hometown / High School / Last School	Pronunciation Guide
0	Andre Francis	Gr.	F	6-6	185	Hartford, Conn. / The Master's School / Concordia (N.Y.)	
1	Jean Bernard	So.	F	6-6	190	Trenton, N.J. / Trenton Catholic Academy	
2	Tarese Morse	So.	F	6-5	210	Springfield, Mass. / Springfield / Hutchinson CC	
3	Justin Hendrick	So.	G	6-2	175	Valley Stream, N.Y. / St. Francis / Niagara CC	
4	Quashawn Lane	Gr.	G	6-2	175	Trenton, N.J. / Trenton Catholic Academy	qway-shawn
5	Joshua Hopson	Fr.	F	6-8	255	Jersey City, N.J. / MacDuffie School	
10	Ty Perry	Sr.	F	6-3	200	Boston, Mass. / Brighton / Buffalo	
11	Victor Olawoye	Gr.	G	6-2	185	Elmont, N.Y. / Elmont Memorial / Gannon	oh-la-woah-ye
12	Majur Majak	Sr.	C	7-1	235	Poughkeepsie, N.Y. / The Patrick School	major muh-jok
13	Christian Kellman	So.	G	6-10	170	Little Neck, N.Y. / John Adams	
15	Kendall McMillan	Sr.	G	6-1	180	Baltimore, Md. / Mount Saint Joseph	
20	Adriel Gill	Sr.	G	6-2	195	Meriden, Conn. / Platt	
21	Ethan Simmon	Fr.	F	6-5	190	Edison, N.J. / St. Joseph Metuchen	
22	Jason Edokpayi	So.	F	6-6	220	Laurel, Md. / Mount St. Joseph / Fairfield	ee-dough-pie-yay
23	Sean Braithwaite	Jr.	F	6-6	220	Center Moriches, N.Y. / Center Moriches	brayth-wait
25	Kyle Kearson	Fr.	F	6-4	170	West Haven, Conn. / West Haven	
34	Davontrey Thomas	Jr.	F	6-5	200	Poughkeepsie, N.Y. / Poughkeepsie	

Head Coach: Ted Hotaling (Albany '95) – 12th Season

Assistant Coach: Derrick Seldon (Western Connecticut '15) - Second Season

Graduate Assistant Coach: Devon Moore (New haven '22) - First Season

Volunteer Assistant Coach: Shawn Mobilio - Second Season



ANDREW FRANCIS

0 GR | Forward




JEAN BERNARD

1 SO | Forward



TARESE MORSE

2 SO | Forward




JUSTIN HENDRICK

3 SO | Guard



QUASHAWN LANE

4 GR | Guard



JOSHUA HOPSON

5 FR | Forward



TY PERRY

10 SR | Forward



VICTOR OLAWOYE

11 GR | Guard




MAJUR MAJAK

12 SR | Center



CHRISTIAN KELLMAN

13 SO | Guard



KENDALL MCMILLAN

15 SR | Guard



ADRIEL GILL

20 SR | Guard



ETHAN SIMMON

21 FR | Forward



JASON EDOKPAYI

22 SO | Forward




SEAN BRAITHWAITE

23 JR | Forward



KYLE KEARSON

25 FR | Forward



DAVONTREY THOMAS

34 JR | Forward



TED HOTALING

HC 12th Season



VS



TALE OF THE TAPE

8-3, 6-1	OVERALL RECORD	7-5, 3-1
W2	CURRENT STREAK	L1
73.8	POINTS PER GAME	71.0
64.9	OPP POINTS PER GAME	74.7
+8.9	SCORING MARGIN	-3.7
.493	FIELD GOAL PCT	.428
.390	OPP FIELD GOAL PCT	.436
.330	3-POINT FG PCT	.341
.337	OPP 3-POINT FG PCT	.315
7.0	3PT MADE/GAME	7.0
.716	FREE THROW PCT	.669
37.5	REBOUNDS PER GAME	36.9
32.7	OPP. REBOUNDS PER GAME	37.9
+4.7	REBOUND MARGIN	-1.0
12.1	TURNOVERS PER GAME	15.3
-1.0	TURNOVER MARGIN	-0.7
14.0	ASSISTS PER GAME	13.0
5.6	STEALS PER GAME	7.9
4.1	BLOCKS PER GAME	3.2

STATISTICAL LEADERS

SCORING

NEW HAVEN	GEORGIAN COURT
Perry..... 16.1	Wright..... 16.5
Lane..... 14.4	Waters..... 15.8
Thomas..... 14.1	Jackson..... 7.5

REBOUNDING

NEW HAVEN	GEORGIAN COURT
Majak..... 10.3	Waters..... 8.7
Olawoye..... 5.0	Williams..... 4.8

ASSISTS

NEW HAVEN	GEORGIAN COURT
Olawoye..... 46	Bates..... 44
Lane..... 43	Beard..... 26

STEALS

NEW HAVEN	GEORGIAN COURT
Olawoye..... 18	Bates..... 19
Lane..... 15	Jackson..... 16

BLOCKS

NEW HAVEN	GEORGIAN COURT
Majak..... 35	Waters..... 11
Lane..... 5	Williams..... 6

THE LEAD

It's a mid-week, mid-day matinee for the New Haven men's basketball team as they head to Lakewood, N.J. and Georgian Court University for its final test before beginning an 11-game stretch of uninterrupted NE10 action. Tipoff against the Lions from the GCU Wellness Center is set for 12:00 p.m. with a live broadcast of the game available on the CACC Network.

SCOUTING THE CHARGERS

After posting back-to-back wins to end the 2022 portion of the season, New Haven steps away from NE10 action for a single mid-week game before beginning an 11-game NE10 stretch. With its starting five all averaging more than 30 minutes per game, New Haven is led by a trio of players who average double figures with senior transfer Ty Perry leading the team at 16.1 ppg, fifth best in the NE10. He is followed closely by both graduate guard Quashawn Lane and junior Davontrey Thomas at 14.4 and 14.1 ppg, respectively. Rounding out the starting five is Victor Olawoye and Majur Majak who average 9.9 and 9.5 ppg, respectively. Among the five, Majak leads the team and the NE10 with an impressive 75.0 percent (45-of-60) shooting from the field, while Lane is also among the best in the league at 56.8 percent (63-of-111). Majak is also the NE10's leading shot blocker with 35 stuffed attempts, which also ranks him third nationally in total blocks.

SCOUTING THE LIONS

Prior to dropping its final game to Post before the ringing in the New year, the Lions had won three straight, the latter

of which against Jefferson improved GCU to 3-1 in the CACC, while they stand at 7-5 overall on the year. As a team, the Lions are averaging more than 70 points per game, however they are being outscored by nearly four points as their opponents are putting up 74.7 ppg. Individually, Georgian Court is led by Clint Wright, Jr. who is one of two players to average double figures with a 16.5 ppg, shooting 46 percent (65-of-143) overall. He also leads the team with 30 three point field goals among his 65 total. Following him in leading the way is Jamaal Waters who is putting up 15.8 ppg, while leading the team in rebounding with an average of 8.7 per game and blocks with 11 total.

SERIES HISTORY VS GEORGIAN COURT

- New Haven and Georgian Court meet for the third time in the history of the two programs.
- New Haven holds a perfect 2-0 record in the previous two games which came in back-to-back seasons in 2015-16 and 2016-17

NEXT TIME OUT

A battle for first place looms for the New Haven men's basketball team as a pair of one-loss NE10 teams will battle at Stoutenburgh Gymnasium on Saturday afternoon when the Chargers travel to Manchester, N.H. for the first of back-to-back games to take on Saint Anselm. Tip-off in the first of 11-straight NE10 games for UNH is set for 3:30 p.m. following the women's game. Catch all the action live on NE10 NOW with links available at NewHavenChargers.com.



LAST TIME VS THE LIONS

In the Chargers home game of a home-and-home series against the Lions, New Haven improved to 2-0 against GCU with a 70-56 win. None of the current Chargers were on the team when these two teams met last. Leading the Chargers was Danny Upchurch who put up 17 points, one of three players in double figures as he was joined by Elijah Bailey (16) and Mihailo Vasic (14). As a team, New Haven shot 40 percent (26-of-65) against the Lions who led the way in the shooting battle as they wrapped up the game shooting 51 percent overall (25-of-49). Defensively, New Haven forced the Lions into 15 turnovers, scoring 19 points off of those mistakes, while themselves surrendering the rock just six times.

WELCOME TO THE CLUB

With just over 100 seconds remaining against Le Moyne on New Year’s Eve, graduate guard Quashawn Lane wrote his name in the record books as he became the 38th player in program history to reach the 1,000 point plateau. With 15 games remaining in the regular season, Lane will continue to climb the all-time scoring list, as he now needs just 27 more points to take over 37th place and can jump two more spots to 35th all-time with just 55 more points.

D2SIDA EAST REGION POLL

Following back-to-back wins over Molloy and Le Moyne, New Haven held steady at sixth in the Week seven D2SIDA regional poll, released on January 2. Heading into its first game of the New Year, New Haven is one of seven NE10 teams that make up the 10 team regional poll, which is voted on by two SID’s from each of the three conferences that make up the East Region. In the week 7 poll, Bentley leads the way at 10-1 overall, garnering five of the six first place votes.

UNDER YOUR WATCHFUL EYE

In addition to the regional poll listed above, the Chargers also garnered attention nationally, listed among those schools receiving votes in the opening Top-25 coaches poll released by the National Association of Basketball Coaches. This poll, which is voted on by coaches representing each conference in NCAA Division II, is also updated weekly.

A PERRY GOOD FIRST IMPRESSION

After losing long-time Charger Derrick Rowland in the offseason, the Chargers were one man short in their starting five. Hotaling

brought in senior guard Ty Perry to fill that gap in the lineup and the transfer made an immediate impact. After stints at Fordham and Buffalo, Perry now calls New Haven home. In his Chargers’ debut, Perry tied a team-high with 20 points on 8-20 shooting while pulling in a career-high nine rebounds. Perry was also a factor on defense, coming away with a career-high three steals on the opposite end. That season-opening 20 points began a streak of eight straight games in double figures, with a high on the season of 24 against Molloy, setting a new career-high for the transfer post player. For the season, Perry leads the team averaging 16.1 points per game, which is fifth highest in the NE10.

MAJOR BLOCK PARTY

The Chargers’ big man transformed the paint into a restricted area last season, swatting away a conference-high 85 shots on his way to NE10 Defensive Player of the Year. After setting the New Haven single-season record for blocked shots, Majak hasn’t lost a step, tallying 35 blocks in the first 11 games. Majak swatted a season-high eight blocks in the 25 point win over Molly just prior to the New Year. In his two short seasons at UNH, Majak currently has 120 blocks which is seventh most in school history. With eight more, he will move up two spots to fifth all-time.

ALSO IN THE HUNT

In addition to Lane who recently joined the 1,000 point club, two other players are also in the hunt for their 1,000th career points; Davontrey Thomas and Victor Olawoye. Thomas, who needs 246 points to reach the plateau could do so in just three seasons at UNH, giving him a significant amount of time to move up the all-time scoring list. Olawoye needs 181 points to reach 1,000 career points, as he would do so while splitting his career between Gannon (513 points) and UNH (306 points).

EFFICIENCY IS KEY

The Chargers have been efficient with the ball in their hands, shooting 312-633 (49.3 percent) from the floor, second-best in the conference. Majak currently leads all conference scorers with a 75.0 shooting percentage, followed by Lane, who is shooting 56.8 percent. With 11 games in the books, the Chargers average 73.8 points per game, which is fifth best in the NE10, while they rank second in the NE10 in offensive efficiency (1.051).

CHARGERS RECORD WHEN...

Overall.....	8-3
Home	6-0
Away	2-3
Neutral	0-0

BY MONTH

November.....	3-2
December.....	5-1
January	0-0
February	0-0
March.....	0-0

BY DAYS OF THE WEEK

Monday	0-0
Tuesday.....	2-0
Wednesday.....	1-1
Thursday.....	2-0
Friday.....	0-0
Saturday	3-1
Sunday	0-1

CLOSE GAMES

New Haven leads with 5:00 left in game.....	8-0
New Haven trails with 5:00 left in game.....	0-3
Tied with 5:00 left to play.....	0-0
Decided by five points or less.....	2-2
Decided by 6-10 points.....	1-1
Games decided by 11-plus points.....	5-0
Overtime	1-0

OFFENSIVE OUTPUT

New Haven scores less than 50 pts	0-0
New Haven scores 50-59 pts	0-0
New Haven scores 60-69 pts	3-2
New Haven scores 70-79 pts.....	2-1
New Haven scores 80 or more pts	3-0

DEFENSIVE OUTPUT

Opponent scores less than 50 pts.....	0-0
Opponent scores 50-59 pts	3-0
Opponent scores 60-69 pts	3-1
Opponent scores 70-79 pts.....	2-2
Opponent scores 80 or more pts	0-0

NEW HAVEN FROM THE FIELD

New Haven shoots below 30%	0-0
New Haven shoots 30-40%	0-1
New Haven shoots 40-50%	4-2
New Haven shoots above 50%	4-0
New Haven shoots higher % than opp.....	8-2
New Haven shoots lower % than opp.....	0-1
New Haven shoots same % as opp	0-0

REBOUNDING

Outrebounded opponent.....	6-2
Outrebounded by opponent.....	1-1
Rebounds are equal.....	1-0

MISCELLANEOUS

Leading at halftime.....	7-0
Trailing at halftime	0-3
Tied at halftime.....	1-0
Has two players or less in double figures	0-1
Has three players in double figures	2-0
Has four or more players in double figures.....	6-2
Commit same or less TO than opp.....	4-1
Commit more TO than opp.	4-2
Games following a win.....	5-2
Games following a loss.....	3-0
Makes more or same 3FGs than opp	3-0
Makes less 3FGs than opp	6-2
Makes more or same FTs than opp	7-2
Makes fewer FTs than opp.....	1-1

CHARGERS BY THE NUMBERS			
DOUBLE DIGIT SCORING	22-23	NE10	CAREER
Braithwaite	--	--	2
Hendrick	1	1	1
Lane	11	7	56
Majak	6	3	12
Olawoye	4	3	11
Perry	10	7	10
Thomas	10	6	40
20+ POINT GAMES	22-23	NE10	CAREER
Lane	--	--	7
Perry	4	2	4
Thomas	1	1	4
10+ REB GAMES	22-23	NE10	CAREER
Lane	--	--	1
Majak	6	4	13
Thomas	--	--	4
5+ ASSIST GAMES	22-23	NE10	CAREER
Lane	4	4	23
McMillan	--	--	2
Olawoye	4	2	11
Thomas	--	--	1
10+ ASSIST GAMES	22-23	NE10	CAREER
Lane	--	--	1
Majak	2	1	7
5+ BLOCK GAMES	22-23	NE10	CAREER
Lane	--	--	1
Olawoye	--	--	1
DOUBLE-DOUBLE (P/R)	22-23	NE10	CAREER
Lane	--	--	1
Majak	4	2	8
Thomas	--	--	4
GAMES STARTED	22-23	NE10	CAREER
Braithwaite	--	--	3
Lane	11	7	87
Majak	11	7	37
McMillan	--	--	1
Olawoye	11	7	31
Perry	11	7	11
Thomas	11	7	67

DOMINATE THE PAINT

After drawing even in rebounds with an opponent for the first time against Franklin Pierce, the Chargers continue to dominate on the rebounding front, finishing eight games outrebounding their opponent, while tied in that column once. Overall, the Chargers are 6-2 when either tied or outrebounding their opponent. For the season, Majur Majak leads the team with his 10.3 rebounds per game average, which leads the NE10. In addition, Majak leads the conference in defensive rebounds per game (9.0), which is also third best in all of NCAA Division II. As a squad, the team ranks second in the NE10 with 31.0 defensive rebounds per game and seventh in total rebounds with 37.5.

DEFENSE ON LOCK

The Chargers enter the matchup vs Georgian Court allowing the second-least amount of points in the conference, holding opponents to 64.9 points per game, trailing only Pace at 62.6 ppg. New Haven has also held opponents to a 39.0 field goal percentage, second in the NE10, and 33.7 from three-point range which is third in the conference.

SEASON OF GIVING

The Chargers racked up a season-best 18 assists in its win over Molloy after finishing with back-to-back games with 16 assists to open the season. Overall, the Chargers finished the first eight games of the year with double figures assists, with the only game not in double figures on the road at Chestnut Hill. For the season, the Chargers are averaging 14.0 assists per game, led by Victor Olawoye and Quashawn Lane who have 46

and 43 assists, respectively.

PRESEASON POLL

In a poll of the league’s 13 head coaches, the New Haven men’s basketball team was predicted to win the NE10 title in 2022-23, earning five of the 13 possible first place votes. This comes on the heels of closing out the 2021-22 season with an 18-9 record and earning a trip to the NCAA East Region Semifinal round.

2022-23 Northeast-10 Men’s Basketball Coaches’ Poll

- 1. New Haven – 133 (5)
 - 2. Pace – 127 (4)
 - 3. Bentley – 126 (4)
 - 4. Saint Anselm – 111
 - 5. Southern New Hampshire – 102
 - 6. Adelphi – 82
 - 7. Franklin Pierce – 67
 - 8. Le Moyne – 65
 - T-9. Assumption – 57
 - T-9. Saint Rose – 57
 - 11. Saint Michael’s – 43
 - 12. Southern Connecticut – 29
 - 13 – American International – 15
- (#) indicates first-place votes

AT THE HELM

Head coach Ted Hotaling in in the midst of his 12th season strolling the sidelines alongside his Chargers. With 180 career victories, Hotaling stands second among nine head coaches in the history of the New Haven men’s basketball program and with 20 more wins would become just the second coach in program history to win 200 career games. Named the ninth head coach in program history on March 31, 2010, Hotaling led the

	All Games	Home	Away	Neutral	Non-Conf.	Conf. Games	Postseason
RECORD	8-3	6-0	2-3	-	2-2	6-1	-
SCORING	812	463	349	-	296	516	-
Points per game	73.8	77.2	69.8	-	74.0	73.7	-
Scoring margin	+8.9	+13.7	+3.2	-	+4.8	+11.3	-
FIELD GOALS-ATT	312-633	181-349	131-284	-	108-232	204-401	-
Field goal pct	.493	.519	.461	-	.466	.509	-
3 POINT FG-ATT	77-233	47-130	30-103	-	32-99	45-137	-
3-point FG pct	.330	.362	.291	-	.333	.328	-
3-pt FG made per game	7.0	7.8	6.0	-	8.0	6.4	-
FREE THROWS-ATT	111-155	54-75	57-80	-	48-66	63-89	-
Free throw pct	.716	.720	.713	-	.727	.708	-
REBOUNDS	412	230	182	-	144	268	-
Rebounds per game	37.5	38.3	36.4	-	36.0	38.3	-
Rebounding margin	+4.7	+4.7	+4.8	-	+1.8	+6.4	-
ASSISTS	154	95	59	-	54	100	-
Assists per game	14.0	15.8	11.8	-	13.5	14.3	-
TURNOVERS	133	65	68	-	53	80	-
Turnovers per game	12.1	10.8	13.6	-	13.3	11.4	-
Turnover margin	-1.0	-0.5	-1.6	-	-2.0	-0.4	-
Assist/turnover ratio	1.2	1.5	0.9	-	1.0	1.3	-
STEALS	62	35	27	-	26	36	-
Steals per game	5.6	5.8	5.4	-	6.5	5.1	-
BLOCKS	45	30	15	-	21	24	-
Blocks per game	4.1	5.0	3.0	-	5.3	3.4	-

GAME 12: NEW HAVEN AT GEORGIAN COURT

Chargers to back-to-back appearances in the Northeast-10 Conference Championship game, a pair of nine total appearances in the conference tournament under his tutelage. In addition, Hotaling's teams have earned four bids to the NCAA Division II National Tournament, the most recent coming in 2022.

BUILDING FOR THE FUTURE

If you haven't visited North Campus recently you haven't seen the construction taking place adjacent to Charger Gymnasium. The site is the future home of the Peterson Performance Center, a state of the art facility that will house strength and conditioning, sports medicine, a new football locker room and meeting space with the ability to be tailored for the many different needs of all 20 varsity Charger athletic teams. The entire facility will measure 7,000 square feet and house 20 Olympic style weightlifting racks and a 60-yard turf agility and conditioning area. Construction is scheduled to be completed during the fall with the building opening for the Spring 2023 se-

mester.



NORTHEAST-10 CONFERENCE STANDINGS

Through Games of Dec. 29

	NE10			OVERALL		
	W	L	PCT	W	L	PCT
Saint Anselm	6	1	.857	9	3	.750
New Haven	6	1	.857	8	3	.727
Bentley	5	1	.833	10	1	.909
Le Moyne	5	2	.714	8	7	.533
So. Connecticut	4	2	.667	9	4	.692
Pace	3	3	.500	11	3	.786
Franklin Pierce	3	3	.500	7	5	.583
So. New Hampshire	3	3	.500	6	6	.500
Saint Michael's	2	4	.333	8	6	.571
American Int'l	2	4	.333	4	10	.286
Assumption	1	5	.167	5	7	.417
Saint Rose	1	6	.143	7	8	.467
Adelphi	0	6	.000	6	8	.429

SCORING BREAKDOWN (NEW HAVEN/OPPONENT)

Game	Pts in Paint	Pts off TDs	2nd ch. Pts.	1st Half Pts.	2nd Half Pts.	OT	FT	FB	Starter	Bench
at Saint Michael's	44/22	9/10	12/6	31/32	43/43	-	9/9	9/11	69/66	5/9
ADELPHI	48/14	15/13	3/10	46/32	36/32	-	8/6	16/14	73/47	9/17
at Saint Rose	42/32	25/15	9/11	29/29	32/32	8/4	9/4	2/8	64/44	5/21
at Indiana (PA)	26/22	7/17	9/6	22/33	38/32	-	8/19	9/8	60/60	0/5
at American Int'l	34/20	6/9	15/3	33/21	48/33	-	13/5	14/4	58/28	23/26
FRANKLIN PIERCE	32/16	7/4	4/7	28/19	39/37	-	10/6	18/5	65/38	2/18
ASSUMPTION	40/26	2/14	0/8	46/37	28/36	-	8/3	14/5	64/66	10/7
BLOOMFIELD	34/30	12/12	0/4	33/24	41/42	-	8/0	16/8	65/43	9/23
at Chestnut Hill	32/24	15/3	7/23	28/37	37/37	-	18/15	2/0	50/56	15/18
MOLLOY	36/26	12/17	12/6	54/35	43/37	-	14/12	18/17	72/40	25/32
LE MOYNE	40/16	10/3	9/1	37/30	32/20	-	6/5	14/13	63/24	6/26
at Georgian Court										
at Saint Anselm										
at So. New Hampshire										
SO CONNECTICUT										
at Bentley										
PACE										
at Adelphi										
at Franklin Pierce										
SAINT ROSE										
AMERICAN INT'L										
SAINT MICHAEL'S										
at Assumption										
STATEN ISLAND										
at Le Moyne										
SAINT ANSELM										

CLASS SCORING

	Fr.	So.	Jr.	Sr.	Gr.
at Saint Michael's	-	-	25	30	19
ADELPHI	-	2	23	21	36
at Saint Rose	2	-	18	28	21
at Indiana (PA)	-	-	14	26	20
at American Int'l	6	14	17	22	22
FRANKLIN PIERCE	-	2	15	28	22
ASSUMPTION	2	2	6	32	32
BLOOMFIELD	2	3	16	30	23
at Chestnut Hill	-	1	20	19	25
MOLLOY	3	14	18	37	25
LE MOYNE	0	3	15	26	25
at Georgian Court					
at Saint Anselm					
at So New Hampshire					
SO CONNECTICUT					
at Bentley					
PACE					
at Adelphi					
at Franklin Pierce					
SAINT ROSE					
AMERICAN INT'L					
SAINT MICHAEL'S					
at Assumption					
STATEN ISLAND					
at Le Moyne					
SAINT ANSELM					
TOTAL	15	41	187	299	270

GAME-BY-GAME STARTERS (MIN.)

GAME					
at Saint Michael's	Lane (39)	Olawoye (37)	Majak (31)	Thomas (37)	Perry (29)
ADELPHI	Lane (30)	Olawoye (28)	Majak (26)	Thomas (32)	Perry (28)
at Saint Rose	Lane (43)	Olawoye (40)	Majak (33)	Thomas (42)	Perry (39)
at Indiana (PA)	Lane (36)	Olawoye (36)	Majak (37)	Thomas (37)	Perry (35)
at American Int'l	Lane (25)	Olawoye (26)	Majak (23)	Thomas (26)	Perry (27)
FRANKLIN PIERCE	Lane (35)	Olawoye (33)	Majak (33)	Thomas (35)	Perry (32)
ASSUMPTION	Lane (32)	Olawoye (34)	Majak (35)	Thomas (37)	Perry (35)
BLOOMFIELD	Lane (31)	Olawoye (26)	Majak (32)	Thomas (31)	Perry (33)
at Chestnut Hill	Lane (30)	Olawoye (35)	Majak (27)	Thomas (33)	Perry (31)
MOLLOY	Lane (27)	Olawoye (24)	Majak (26)	Thomas (28)	Perry (27)
LE MOYNE	-	-	-	-	-
at Georgian Court	-	-	-	-	-
at Saint Anselm	-	-	-	-	-
at So. New Hampshire	-	-	-	-	-
SO CONNECTICUT	-	-	-	-	-
at Bentley	-	-	-	-	-
PACE	-	-	-	-	-
at Adelphi	-	-	-	-	-
at Franklin Pierce	-	-	-	-	-
SAINT ROSE	-	-	-	-	-
AMERICAN INT'L	-	-	-	-	-
SAINT MICHAEL'S	-	-	-	-	-
at Assumption	-	-	-	-	-
STATEN ISLAND	-	-	-	-	-
at Le Moyne	-	-	-	-	-
SAINT ANSELM	-	-	-	-	-

CHARGERS IN THE NE10

TEAM STATS

CATEGORY	RANK	STAT
SCORING OFFENSE	5th	73.8
SCORING DEFENSE	2nd	64.9
FG %	2nd	49.3
FG % DEFENSE	2nd	39.0
FT %	5th	71.6
3-PT FG %	11th	33.0
3-PT FG % DEFENSE	3rd	33.7
ASSISTS/GAME	7th	14.0
TOTAL REBOUNDING	7th	37.5
OFFENSIVE REB.	13th	6.5
DEFENSIVE REB.	2nd	31.0
REBOUNDING MARGIN	4th	4.7
BLOCKED SHOTS/GAME	4th	4.1
STEALS/GAME	10th	5.6

INDIVIDUAL STATS (TOP 15)

PLAYER	RANK	STAT
POINTS PER GAME		
Perry	5th	16.1
Lane	9th	14.4
Thomas	t-10th	14.1
REBOUNDS PER GAME		
Majak	1st	10.3
ASSISTS PER GAME		
Olawoye	4th	4.2
Lane	6th	3.9
BLOCKS PER GAME		
Majak	1st	3.2
STEALS PER GAME		
Olawoye	5th	1.6
Lane	9th	1.4
FIELD GOAL PERCENTAGE		
Majak	1st	75.0
Lane	6th	56.8
3-POINT FG PERCENTAGE		
3-POINT FG MADE PER GAME		
Thomas	4th	2.9
FREE THROW %		
Lane	5th	85.2
Olawoye	17th	71.8

SEASON RECORDS

POINTS

1.	Gary Liberatore.....	1,009	1965-66
2.	Gary Liberatore.....	810	1963-64
3.	Gary Liberatore.....	753	1964-65
4.	Herb Watkins.....	681	1987-88
5.	Ronald Riordan.....	667	1969-70
6.	Brian Smith.....	659	1989-90
7.	Jason Williams.....	655	1992-93
	Herb Watkins.....	655	1986-87
9.	Ismael Caro.....	639	2003-04
10.	Gary Battle.....	631	1989-90

POINTS PER GAME

1.	Gary Liberatore.....	35.9	1964-65
2.	Gary Liberatore.....	32.5	1965-66
3.	Gary Liberatore.....	32.4	1963-64
4.	Ronald Riordan.....	30.3	1969-70
5.	Gary Liberatore.....	26.3	1962-63
6.	Ronald Riordan.....	26.1	1968-69
7.	Jason Williams.....	24.3	1992-93
8.	Edgar Maull.....	23.0	1981-82
9.	Jim Allen.....	22.9	1977-78
10.	Herb Watkins.....	22.7	1987-88

FIELD GOALS

1.	Gary Liberatore.....	402	1965-66
2.	Gary Liberatore.....	324	1963-64
3.	Gary Liberatore.....	296	1964-65
4.	Herb Watkins.....	284	1986-87
5.	Herb Watkins.....	265	1987-88
6.	Ronald Riordan.....	260	1969-70
7.	Phil Andros.....	258	1965-66
8.	Edgar Maull.....	250	1981-82
9.	Gary Liberatore.....	249	1962-63
10.	Ken Sinclair.....	248	1983-84

FIELD GOAL PERCENTAGE (min. 100 made)

1.	Mihailo Vasic (126-205).....	.615	2016-17
	Kelvin Jackson (113-189).....	.598	2008-09
3.	Dick Jackson (183-312).....	.587	1964-65
4.	Herb Watkins (194-331).....	.586	1985-86
5.	Robert Jamerson (171-293).....	.584	2010-11
6.	Robert Glover (115-200).....	.575	1995-96
7.	John Raslavsky (140-244).....	.574	1965-66
8.	Nick Zauner (141-248).....	.569	1999-00
9.	Fred Hill (138-243).....	.568	1981-82
10.	Keith Wright (135-238).....	.567	2003-04

THREE-POINT FIELD GOALS

1.	Mike Grove.....	100	1991-92
2.	Mike Grove.....	86	1992-93
3.	Justin Exum.....	82	2012-13
4.	Justin Exum.....	80	2010-11
	Danny Upchurch.....	80	2017-18
6.	Jemal Mosley.....	78	2014-15
7.	Brian Smith.....	71	1989-90
	Elijah Bailey.....	71	2019-20
9.	Justin Exum.....	70	2011-12
10.	Derrick Rowland.....	69	2019-20

THREE-POINT PERCENTAGE (min. 40 made)

1.	Gary Battle (55-113).....	.487	1988-89
2.	Herb Watkins (56-120).....	.467	1987-88
3.	Mike Stys (46-102).....	.451	2010-11
4.	Justin Exum (82-190).....	.432	2012-13
5.	Jerome Goforth (53-123).....	.431	1995-96
6.	Jemal Mosley (48-113).....	.425	2016-17
7.	Alberto Alberdi (62-147).....	.422	2002-03
8.	Jason Williams (66-158).....	.418	1992-93
9.	Brian Smith (71-171).....	.415	1989-90
10.	Gary Battle (60-145).....	.414	1989-90

FREE THROWS

1.	Gary Liberatore.....	205	1965-66
2.	Gary Liberatore.....	162	1963-64
3.	Gary Liberatore.....	161	1964-65
4.	Ronald Riordan.....	147	1969-70
5.	Bill Jeffress.....	143	1986-87
6.	Ronald Riordan.....	136	1968-69
7.	Hency Watt.....	126	1988-89
8.	Tetrick Stonar.....	124	2007-08
	Jim Allen.....	124	1977-78
10.	John Sullivan.....	121	2005-06
	Ismael Caro.....	121	2003-04
	Anthony McKnight.....	121	1985-86

FREE THROW PERCENTAGE (min. 100 made)

1.	Jason Williams (115-125).....	.920	1992-93
2.	Gary Liberatore (161-191).....	.843	1964-65
3.	Jack Nisbet (114-137).....	.832	1966-67
4.	Gary Battle (115-139).....	.827	1989-90
5.	Ronald Riordan (136-167).....	.814	1968-69
6.	Jim Allen (124-153).....	.810	1977-78
7.	Gary Liberatore (205-254).....	.807	1965-66
8.	Jeffery Adkins (117-145).....	.807	2013-14
9.	Tetrick Stonar (124-154).....	.805	2007-08
10.	Ronald Riordan (147-185).....	.795	1969-70

REBOUNDS

1.	Phil Andros.....	672	1965-66
2.	Phil Andros.....	452	1966-67
3.	Joe Pacheco.....	427	1967-68
	John Raslavsky.....	425	1965-66
5.	Don Dempsey.....	390	1967-68
6.	Cameron Drew.....	364	1984-85
7.	Eric Anderson.....	354	2014-15
8.	Eric Anderson.....	352	2013-14
	Joe Pacheco.....	352	1969-70
	Phil Andros.....	352	1964-65

ASSISTS

1.	Jack Nisbet.....	223	1966-67
2.	Ken Coleman.....	193	1986-87
3.	Ken Sinclair.....	192	1983-84
4.	Joe Sclafani.....	186	1982-83
5.	Danny Upchurch.....	179	2017-18
6.	Hency Watt.....	177	1988-89
7.	Ismael Caro.....	175	2003-04
8.	Ken Sinclair.....	172	1982-83
9.	Danny Upchurch.....	163	2016-17
10.	Joe Sclafani.....	162	1981-82

BLOCKS (since 1978)*

1.	Majur Majak.....	85	2021-22
2.	Eric Anderson.....	75	2013-14
3.	Herb Watkins.....	73	1986-87
4.	Eric Anderson.....	71	2012-13
	Bill Jeffress.....	71	1986-87
6.	Herb Watkins.....	66	1987-88
7.	Bryan Johnson.....	60	1982-83
8.	Kelvin Jackson.....	57	2008-09
9.	Bryan Johnson.....	54	1983-84
10.	Eric Anderson.....	51	2011-12
	Larry Emery.....	51	1978-79

* Blocks were not recorded in the 1979-80 season

STEALS (since 1978)

1.	Ismael Caro.....	85	2002-03
2.	Ken Coleman.....	79	1986-87
3.	Ken Coleman.....	78	1987-88
	Herb Watkins.....	78	1987-88
5.	Ismael Caro.....	76	2003-04
6.	Ken Sinclair.....	75	1983-84
7.	Hency Watt.....	70	1988-89
8.	Mike Summers.....	69	1999-00
9.	Herb Watkins.....	63	1986-87
10.	Hency Watt.....	59	1987-88

CAREER RECORDS

SCORING (1,000-Point Club)

1. Gary Liberatore.....	3,176	1962-66
2. Herb Watkins.....	1,998	1984-88
3. Gary Battle.....	1,959	1988-91
4. Jason Williams.....	1,949	1990-93
5. Brian Smith.....	1,936	1987-91
6. Cassius Chaney.....	1,893	2006-10
7. Jim Allen.....	1,785	1975-79
8. Elijah Bailey.....	1,780	2016-20
9. Edgar Maull.....	1,681	1979-83
10. Hency Watt.....	1,655	1985-89
11. Justin Exum.....	1,635	2010-14
12. Phil Andros.....	1,627	1963-67
13. Mike Grove.....	1,589	1990-93
14. Eric Anderson.....	1,551	2011-15
15. Willie Mintz.....	1,408	1978-82
16. Greg Spicer.....	1,382	1982-86
17. Bill Jeffress.....	1,354	1984-88
18. Dick Jackson.....	1,335	1961-65
19. Ronald Riordan.....	1,323	1968-70
20. John Sullivan.....	1,322	2003-06
21. Jeffrey Adkins.....	1,308	2010-14
22. Derek Rowland.....	1,295	2017-22
23. Barry Cunningham.....	1,261	1973-77
24. Jamaal Brooks.....	1,248	2001-05
25. Ken Coleman.....	1,229	1984-88
26. Keith Wright.....	1,204	2000-04
27. Kessly Felizor.....	1,135	2016-20
28. Larry Haney.....	1,132	1975-79
29. Cameron Drew.....	1,123	1983-87
30. Jack Nisbet.....	1,113	1965-69
31. Jerome Goforth.....	1,101	1994-96
Anthony McKnight.....	1,101	1983-86
33. Ismael Caro.....	1,099	2002-04
34. Dwane Crawford.....	1,095	1990-93
35. Tetrick Stonar.....	1,056	2005-08
36. Don Dempsey.....	1,042	1964-68
37. Ken Sinclair.....	1,027	1980-84
38. Quashawn Lane.....	1,001	2018-Pres.

FIELD GOALS

1. Gary Liberatore.....	1,271	1962-66
2. Herb Watkins.....	846	1984-88
3. Jim Allen.....	744	1975-79
4. Brian Smith.....	732	1987-91
5. Cassius Chaney.....	728	2006-10
6. Jason Williams.....	725	1989-93
7. Gary Battle.....	722	1987-91
8. Edgar Maull.....	705	1979-83
9. Elijah Bailey.....	638	2016-20
10. Willie Mintz.....	623	1978-82

FIELD GOAL PERCENTAGE (min. 200 made)

1. Kelvin Jackson (328-556).....	.590	2006-10
2. Jon Castaldi (245-427).....	.574	2002-06
3. Nick Zauner (213-380).....	.561	1997-2000
4. John Raslavsky (211-378).....	.558	1962-66
5. Kessly Felizor (400-729).....	.549	2016-20
6. Bill Jeffress (491-896).....	.548	1984-88
7. Fred Hill (395-726).....	.544	1980-83
8. Samont Washington (410-755).....	.543	1998-2001
9. Phil Andros (555-1,032).....	.538	1963-67*
10. Keith Wright (494-921).....	.536	2000-04
Herb Watkins (846-1,578).....	.536	1984-88

*1964-65 field goals made/attempted not available

THREE-POINT FIELD GOALS

1. Justin Exum.....	294	2010-14
2. Mike Grove.....	251	1989-93
3. Derrick Rowland.....	217	2017-22
4. Elijah Bailey.....	213	2016-20
5. Alberto Alberdi.....	190	1998-03
Gary Battle.....	190	1987-91
7. D.J. Sackmann.....	179	2005-09
8. Jason Williams.....	177	1989-93
9. Brian Smith.....	175	1987-91
10. Jeremy Williams.....	161	2009-13

THREE-POINT PERCENTAGE (min. 100 made)

1. Jason Williams (177-419).....	.422	1989-93
2. Jerome Goforth (121-295).....	.410	1994-96
3. Gary Battle (190-466).....	.408	1987-91
4. Brian Smith (175-437).....	.400	1987-91
5. Alberto Alberdi (190-481).....	.395	1998-03
6. Justin Exum (294-784).....	.375	2010-14
7. Ken Coleman (106-283).....	.375	1984-88
8. Mike Grove (251-671).....	.374	1989-93
9. Darryl Greene (127-344).....	.369	2006-10
Jemal Mosley (146-396).....	.369	2013-16

FREE THROWS

1. Gary Liberatore.....	634	1962-66
2. Hency Watt.....	398	1985-89
3. Bill Jeffress.....	372	1984-88
4. Cassius Chaney.....	336	2006-10
5. Gary Battle.....	325	1987-91
Jack Nisbet.....	325	1965-69
7. Jason Williams.....	322	1989-93
8. John Sullivan.....	314	2002-06
9. Jeffrey Adkins.....	309	2010-14
10. Justin Exum.....	303	2010-14
Ken Coleman.....	303	1984-88

FREE THROW PERCENTAGE (min. 200 made)

1. Elijah Bailey (291-346).....	.841	2016-20
2. Justin Exum (303-361).....	.839	2010-14
3. Jason Williams (322-384).....	.839	1989-93
4. Gary Battle (325-393).....	.827	1987-91
5. Darryl Greene (213-264).....	.807	2006-10
6. Ronald Riordan (283-352).....	.804	1968-70
7. Jim Allen (297-375).....	.792	1975-79
8. Gary Liberatore (634-801).....	.792	1962-66
9. Larry Haney (254-328).....	.774	1975-79
10. Edgar Maull (271-353).....	.768	1979-83

REBOUNDS

1. Phil Andros.....	1,732	1963-67
2. Eric Anderson.....	1,271	2011-15
3. Joe Pacheco.....	1,214	1966-70
4. Willie Mintz.....	1,181	1978-82
5. John Sullivan.....	1,000	2003-06
6. Don Dempsey.....	931	1964-68
7. Kessly Felizor.....	922	2016-20
8. Cassius Chaney.....	903	2006-10
9. John Raslavsky.....	847	1962-66
10. Herb Watkins.....	832	1984-88

ASSISTS

1. Ken Coleman.....	595	1984-88
2. Ken Sinclair.....	570	1980-84
3. Jeffery Adkins.....	400	2010-14
4. Hency Watt.....	399	1985-89
5. Dwayne Arrington.....	384	1992-96
6. Joe Sclafani.....	348	1981-83
7. Jack Nisbet*.....	343	1965-69*
8. Danny Upchurch.....	342	2016-18
9. Ismael Caro.....	323	2002-04
10. Quashawn Lane.....	318	2018-22

* Assists were not recorded for all of Nisbet's career

BLOCKS (since 1978)

1. Eric Anderson.....	238	2011-15
2. Herb Watkins.....	191	1984-88
3. Bill Jeffress.....	172	1984-88
4. Dwane Crawford.....	163	1989-93
5. Bryan Johnson.....	127	1981-84
6. Kelvin Jackson.....	125	2006-10
7. Majur Majak.....	120	2021-22-Pres.
8. Keith Wright.....	102	2000-04
9. Cyrus James.....	94	2011-15
10. Brian Smith.....	88	1987-91

STEALS (since 1978)

1. Ken Coleman.....	270	1984-88
2. Herb Watkins.....	217	1984-88
3. Hency Watt.....	198	1985-89
4. Ken Sinclair.....	162	1980-84
5. Ismael Caro.....	161	2002-04
6. Mike Summers.....	154	1997-00
Dwayne Arrington.....	154	1992-96
8. Kobie Fowler.....	150	1990-93
9. Brian Smith.....	142	1988-91
10. Jeffery Adkins.....	133	2010-14

THE LAST TIME

THE LAST TIME A NEW HAVEN STUDENT-ATHLETE...

Scored 20-29 points	Ty Perry (24) vs. Molloy, 12/29/22
Scored 30-39 points.....	Derrick Rowland (31) vs. Saint Michael's, 01/8/22
Scored 40-49 points.....	Ismael Caro (46) vs. Bentley, 01/26/04
Scored 50 points	Ron Riordan (51) vs. Husson (30T), 12/20/69
Made 10 field goals	Ty Perry (10-13) vs. Molloy, 12/29/22
Made 10 free throws	Quashawn Lane (10-11) vs. Southern New Hampshire, 02/10/22
Made 5-9 three-pointers	Davontrey Thomas (5) at American International, 11/30/22
Made 10 three-pointers	Justin Exum (11-16) at Le Moyne, 11/28/10
Had 10-14 rebounds	Majur Majak (19) vs. Le Moyne, 12/31/22
Had 15-19 rebounds	Majur Majak (19) vs. Le Moyne, 12/31/22
Had 20 rebounds.....	Eric Anderson (22) vs. Pace, 02/14/15
Had 10 assists.....	Derrick Rowland (10) vs Holy Family, 12/15/19
Had 5 blocks	Majur Majak (8) vs. Molloy, 12/29/22
Had 5 steals.....	Victory Olawoye (5) vs. STAC, 03/13/22
Had a double-double	Majur Majak (12 pts, 19 rebs) vs. Le Moyne, 12/31/22
Had a triple-double	Eric Anderson (26 pts., 28 rebs., 10 ast.) vs. Saint Anselm, 12/31/14
Had 20 points and 20 rebounds.....	Eric Anderson (20 pts., 22 rebs.) vs. Pace, 02/14/15
Had consecutive double-doubles	Majur Majak at Franklin Pierce 2/14 & vs. Southern Connecticut (12 pts, 18 rebs), 2/16/22
Led team in points, rebounds and assists	Quashawn Lane (20 pts., 6 rebs., 7 assts.) at Southern Connecticut, 12/1/21
Scored in the final 10 seconds to win	Elijah Bailey (Layup with 2.3 seconds remaining in OT) at Stonehill, 1/18/20

THE LAST TIME A NEW HAVEN TEAM...

Allowed 50 points or fewer.....	vs CSI (W, 81-50), 11/12/21
Won by 20+ points	Molloy (W, 97-72), 12/29/22
Won by 30+ points.....	vs Saint Rose (W, 90-56), 02/08/22
Scored 90+ points	vs Saint Rose (W, 90-56), 02/08/22
Scored 100+ points.....	vs D'Youville (W, 101-52), 11/12/21
Had 50 rebounds.....	51 vs D'Youville (W, 101-52), 11/12/21
Shot 50 percent or better from the field	60.0% vs Molloy (W, 97-72), 12/29/22
Shot 60 percent or better from the field	60.0% vs Molloy (W, 97-72) 12/29/22
Shot 70 percent or better from the field.....	at Pace (32-45, 71.1 percent), 02/18/17
Shot 50 percent or better from three-point range (min. 10 attempts)	vs Stonehill (10-20, 50.0 percent), 01/16/22
Shot 60 percent or better from three-point range (min. 10 attempts)	at Adelphi (15-25, 60.0 percent), 01/04/20
Shot 90 percent or better from the free throw line (min. 10 attempts).....	at Southern Connecticut (11-22, 91.7 percent), 12/01/21
Finished without a three point field goal	vs Merrimack (0-14), 02/25/18
Made 10-14 three-pointers	11 vs Molloy, 12/29/22
Made 15 three-pointers	at Adelphi (15-25), 01/04/20
Made more three-point than two-point field goals.....	vs. Southern Connecticut (18 three-pointers, 12 two-pointers), 02/06/19
Had 10 blocked shots.....	vs. Southern Connecticut (10), 02/16/22
Had 10 steals	12 vs. Southern Connecticut, 02/16/22
Had 20 assists.....	26 vs Saint Rose, 02/08/22
Had 4 players in double figures	vs. Le Moyne (Thomas 14, Lane 13, Perry 12, Majak, 12, Olawoye 12), 12/31/22
Had 5 players in double figures	vs. Le Moyne (Thomas 14, Lane 13, Perry 12, Majak, 12, Olawoye 12), 12/31/22
Had 6 players in double figures	at Adelphi (Upchurch 16, Vasic 15, Bourke 13, Kane 13, Rowland 11, Kane 10), 11/18/17
Had all 5 starters in double figures	vs. Le Moyne (Thomas 14, Lane 13, Perry 12, Majak, 12, Olawoye 12), 12/31/22
Had 2 players with 20 points	vs Saint Michael's (Perry 20, Thomas 20), 11/16/22
Had 3 players with 20 points.....	vs Franklin Pierce (Bailey 21, Felizor 21, Rowland 20), 02/01/20
Had 5 players score 20 points	vs. Baptist (Wilder 31, Cunningham 22, MacLaughlin 22, Carey 21, Seilhamer 20), 01/05/74
Had 2 players with 10 rebounds.....	vs Southern New Hampshire (Majak 10, Thomas 10), 02/10/22
Had 2 players record a double-double.....	vs Southern New Hampshire (Majak 12 pts./10 rebs., Thomas 12 pts./10 rebs.), 02/10/22
Won in overtime	at Saint Rose (W, 69-65), 11/22/22
Lost in overtime	at Adelphi (L, 91-94), 01/04/20
Scored 80 points or more and lost.....	at Adelphi (L, 91-94 ot), 01/04/20
Allowed 50 points or fewer and lost.....	vs. Saint Rose (L, 47-36), 02/07/15
Played a nationally-ranked opponent	vs No. 3 Indiana (Pa.) (L, 60-65), 11/26/22



TED HOTALING

HEAD COACH

TWELFTH SEASON

ALBANY '95

With 179 career victories, Ted Hotaling stands second among nine head coaches in the history of the New Haven men's basketball program and with 21 more wins would become just the second coach in program history to win 200 career games. The 2022-23 season will mark his 12th season strolling the sidelines of Charger Gymnasium.

Named the ninth head coach in program history on March 31, 2010, Hotaling led the Chargers to back-to-back appearances in the Northeast-10 Conference Championship game, a pair of nine total appearances in the conference tournament under his tutelage. In addition, Hotaling's teams have earned four bids to the NCAA Division II National Tournament, the most recent coming in 2022.

Highlighting his 179 career victories was a 79-68 win over crosstown rival Southern Connecticut State University on February 15, 2016 which earned Hotaling his 100th career victory at the helm of the Blue and Gold, becoming the fourth coach at New Haven to reach the century mark. Three years later, to the day, Hotaling earned his 150th career victory when the Chargers posted a 72-61 home win over American International. Overall, Hotaling's .558 winning percentage ranks third in program history, while his record of 55-45 through his first 100 contests was the best since 1995.

Under his guidance, Hotaling has led a host of Chargers to postseason accolades and career records marks. Leading that list is Eric Anderson '15, a two-time All-American (2014, 2015), three-time Northeast-10 Defensive Player of the Year, two-time All-Region and four-time All-Conference performer. Anderson closed out his career at New Haven 14th all-time in scoring (1,551 points) while he also set a school record with 238 career blocks, passing Herb Watkins (191; 1984-88).

Anderson is one of 10 different players who all-totaled hauled in 17 All-Northeast-10 Conference honors under Hotaling. In addition, Hotaling's players have collected five major NE10 distinctions, and four different players have received All-Region honors during his tenure.

In the most recent season completed, Hotaling led the Chargers back to the NCAA Division II Championship for the fourth time in his tenure, advancing to the East Region semifinal round for the second time in as many appearances. Overall, New Haven closed out the 2021-22 season with an 18-9 overall record and a mark of 13-6 in the Northeast-10, finishing second in the Southwest Division.

Among the individual highlights for New Haven was Majur Majak who was named the NE10's Defensive Player of the Year while leading the team, the NE10 and all of NCAA Division II in blocks per game with an average of 3.1, as he closed out the season with a New Haven single season record of 85 blocks. In addition to Majak, point guard Quashawn Lane also earned a spot on the NE10 All-Conference Second Team.

In the Chargers return to the court following the CoVID-19 pandemic shutdown, Hotaling led the Chargers to their second-straight appearance in the NE10 Championship game, wrapping up the 2019-20 campaign with a 15-15 record. As the fifth seed in the Southwest Division, the Chargers were road warriors throughout the tournament, with the highlight of the championship coming in the semifinals when New Haven outlasted Stonehill in an instant three overtime thriller 101-100.

The season prior (2018-19), the Chargers finished with a 21-10 record, their third 20+ win season under Hotaling, after earning an at-large bid to their eighth NCAA Tournament appearance. New Haven's postseason run came to an end against eventual regional champion Saint Anselm, but not before tying their highest win total under Hotaling which was previously set in 2013-14.

The 2017-18 season saw Hotaling lead the Chargers New Haven to the Northeast-10 Conference Championship for a second-straight season and the sixth time in program history. The Chargers earned a bye through the first round before falling to Merrimack in the quarterfinals. Overall, New Haven finished the 2017-18 season with a 17-10 record, the sixth time in the last seven years Hotaling has led New Haven to a winning season.

The Chargers made their fifth appearance in the NE10 Championship under Hotaling in the 2016-17 campaign, closing out the year 15-14 overall. New Haven earned a first round victory over Merrimack 84-58. During the 2015-16 season, Hotaling coached the Chargers to arguably the biggest win in program history when New Haven knocked off crosstown rival Southern Connecticut State. The Blue and Gold led the Owls for all but six minutes as they defeated the No. 2 ranked team, according to the NABC Coaches Poll, 79-66.

HOTALING ALL-TIME VS OPPONENTS

Adelphi.....	12-12	D'Youville	1-0
American Int'l.....	14-9	East Stroudsburg	1-1
Assumption	12-3	Franklin Pierce	9-4
Bentley	7-7	Georgian Court.....	2-0
Bloomfield.....	5-2	Goldey-Beacom.....	0-2
Bridgeport.....	0-1	Holy Family	1-1
Caldwell	0-1	Indiana (Pa.).....	0-1
Chestnut Hill.....	1-1	Le Moyne	11-14
CSI	1-0	LIU Post	3-0
Concordia (N.Y.).....	4-0	Mercy	4-0
Daemen	1-0	Merrimack	7-7
Dominican (N.Y.)	2-1	Molloy.....	4-1
Dowling	4-1	NYIT	1-0

Nyack	1-0
Pace	14-9
Philadelphia.....	0-1
Post.....	2-1
Queens	3-0
Saint Anselm	6-11
Saint Michael's.....	9-4
Saint Rose.....	11-13
Saint Thomas Aquinas	1-4
So. Connecticut State	11-13
So. New Hampshire	8-5
Stonehill.....	8-5
UMass Lowell	1-2

In 2014-15, Hotaling led the Chargers to their fourth-straight winning season, closing out the year with a 15-12 overall record. Among the highlights was senior Eric Anderson who was named Northeast-10 Defensive Player of the Year for a third-straight season, the first time in NE10 history a player has earned the top defensive accolades three years in a row. Anderson was also a repeat member of the NE10 All-Conference First Team and stands as the only Charger to earn first team honors. In addition, Anderson was named a Daktronics/Division II Conference Commissioners Association Third Team All-American and signed a contract to play with the Gladiators Trier in Germany's Basketball Bundesliga ProA League following the season.

Statistically, Anderson led NCAA Division II in rebounds per game (13.1) and defensive rebounds per game (9.85). He was also among the top-10 in the nation in double doubles (8th) and total rebounds (5th).

Hotaling's 2012-13 and 2013-14 teams finished with back-to-back 20-win seasons for the first time since 2002-03 and 2003-04, while also earning back-to-back appearances in the NCAA postseason tournament. Hotaling's 21-9 record in 2013-14 stands as the most wins in a single season under his leadership, while the Chargers' 14-6 record in the NE-10 that season was the second-best since joining the conference in 2008-09. That squad led the nation in personal fouls per game (13.6), while the Chargers ranked second in Division II in fewest turnovers per game (8.9). New Haven also ranked in the top 10 nationally in scoring defense (6th) and field goal percentage defense (9th).

Individually, Hotaling mentored Anderson to NE10 Defensive Player of the Year and All-America Honorable mention recognition - the first such mention for New Haven in 24 years. Anderson finished his junior season leading the Northeast-10 Conference and second in Division II in defensive rebounds per game (8.97). He also ranked third in the nation with 20 double-doubles.

In 2012-13, Hotaling led the Chargers to a 20-9 record - their first 20-win campaign since 2003-04. New Haven reached the NCAA postseason for the first time since 2004 and earned its first win on the national stage since 2003 with a victory over Dominican in the NCAA Division II East Region Quarterfinals.

That season, Hotaling's Chargers led the NE10 and ranked 10th nationally in fewest turnovers committed per game (11.0) and slotted at 13th in the country in scoring defense with an NE10-leading 61.1 points per game allowed. New Haven also finished second in the conference and 38th in Division II in free throw percentage (74.3). Individually, Anderson earned his first NE10 Defensive Player of the Year honor, finishing second in the nation with 18 double-doubles while ranking third with 12.0 rebounds per game and ninth in blocked shots at 2.45 per game.

Hotaling led the Chargers to a 15-13 record in 2011-12 - a seven-win improvement from the previous campaign and the club's first winning season since 2004-05. New Haven also qualified for the Northeast-10 Conference Championship, winning a First Round contest at Pace before falling in a 54-51 heartbreaker at Adelphi in the Quarterfinals.

In his first season as head coach, the Chargers posted an 8-18 overall mark and a 6-16 record in the Northeast-10 Conference. Throughout the season, New Haven ranked among the top three-point shooting teams in Division II. Freshman Justin Exum concluded the season ranked 17th nationally in three-point field goals per game. He was also the highest ranked freshman in that category. As a team, UNH ranked 31st in three-point field goal percentage and 32nd in three-point field goals per game.

With over 15 years of college coaching experience, Hotaling most recently spent five seasons as an assistant at Eastern Kentucky University. While at EKU, the Colonels enjoyed a number of record-setting seasons, including two postseason runs. Hotaling's main responsibilities at EKU included working with the guards and coordinating the program's recruiting efforts.

In 2007, the Colonels earned a berth to the NCAA Division I Men's Basketball Championship tournament. EKU was selected to the College Basketball Invitational this season after amassing a 20-11 regular season record. The Colonels were one of the best offensive teams in the country during Hotaling's tenure as well. In 2010, EKU ranked in the top 10 in three-point field goals made, turnovers per game and assist/turnover ratio. The Colonels also broke the Ohio Valley Conference record for three-pointers made in back-to-back seasons (2008-09 and 2009-10).

Prior to arriving at Eastern Kentucky, Hotaling served four years as a full-time assistant at Yale University from 2001-05. He also served one season as an assistant at UNH in 2000-01. The Niverville, N.Y. native began his coaching career at Adelphi University in 1998 where he spent one season as an assistant.

THE HOTALING FILE

- University of New Haven**
 Head Coach (2010-Present)
- University of Eastern Kentucky**
 Assistant Coach (2005-10)
- Yale University**
 Assistant Coach (2001-05)
- University of New Haven**
 Assistant Coach (2000-01)
- Adelphi University**
 Assistant Coach (1998-99)
- University at Albany**
 Hall of Fame Player (1991-95)

HOTALING
 YEAR-BY-YEAR RECORDS

2010-11	8-18
2011-12	15-13
2012-13	20-9
2013-14	21-9
2014-15	15-12
2015-16	8-18
2016-17	15-14
2017-18	17-10
2018-19	21-10
2019-20	15-15
2021-22.....	16-7
2022-23	8-3

Overall Record: 181-140 (.564)
Conference Record: 125-106 (.541)



PLAYER CAREER/SEASON STATS



ANDRE FRANCIS

0

FORWARD

GRADUATE | 6-6 | 185
HARTFORD, CONN. | THE MASTER'S SCHOOL | CONCORD (NY)

SINGLE-GAME SEASON HIGHS

Points: 3, vs Adelphi (11/19/22)
Rebounds: 2, at American Int'l (11/30/22)
Assists: 2, at American Int'l (11/30/22)
Steals:
Blocks:
FG made: 1, vs Adelphi (11/19/22)
FG attempts: 1, 2x - last vs Molloy (12/29/22)
3FG made: 1, vs Adelphi (11/19/22)
3FG attempts: 1, 2x - last vs Molloy (12/29/22)
FT made:
FT attempts:

SINGLE-GAME CAREER HIGHS

Points: 5, 2x - last vs D'Youville (11/13/21)
Rebounds: 3, vs D'Youville (11/13/21)
Assists: 2, 2x - last at American Int'l (11/30/22)
Steals: 2 - last vs D'Youville (11/13/21)
Blocks: 1, vs Adelphi (1/17/22)
FG made: 2, 3x - last vs D'Youville (11/13/21)
FG attempts: 5, vs D'Youville (11/13/21)
3FG made: 1, 4x - last vs Adelphi (11/19/22)
3FG attempts: 3, vs D'Youville (11/13/21)
FT made: 1, at Franklin Pierce (2/14/22)
FT attempts: 2, at Franklin Pierce (2/14/22)

CAREER STATISTICS

Year	GP	GS	Min	Avg	-----Total-----			-----3-Point-----			-----F-Throw-----			-----Rebounds-----										Pts	Avg
					FG	FGA	Pct	FG	FGA	Pct	FT	FTA	Pct	Off	Def	Tot	Avg	PF	FO	Ast	TO	Blk	Stl		
2018-19	12	0	41	3.4	7	11	.636	1	4	.250	0	0	.000	0	3	3	0.3	8	0	3	3	0	5	15	1.3
2019-20	2	0	5	2.7	0	0	.000	0	0	.000	0	0	.000	0	0	0	0.0	0	0	1	0	0	0	0	0.0
2021-22	10	0	36	3.6	3	10	.300	2	8	.250	1	2	.500	1	8	9	0.9	2	0	3	3	1	3	9	0.9
2022-23	4	0	19	4.7	1	2	.500	1	2	.500	0	0	.000	1	1	2	0.5	4	0	2	0	0	0	3	0.8
at UNH	4	0	19	4.7	1	2	.500	1	2	.500	0	0	.000	1	1	2	0.5	4	0	2	0	0	0	3	0.8
CAREER	28	0	100	3.6	11	23	.478	4	14	.286	1	2	.500	2	12	14	0.5	14	0	9	6	1	8	27	1.0



JEAN BERNARD

1

FORWARD

SOPHOMORE | 6-6 | 190
TRENTON, N.J. | TRENTON CATHOLIC ACADEMY

SINGLE-GAME SEASON HIGHS

Points:
Rebounds:
Assists:
Steals:
Blocks:
FG made:
FG attempts:
3FG made:
3FG attempts:
FT made:
FT attempts:

SINGLE-GAME CAREER HIGHS

Points:
Rebounds:
Assists:
Steals:
Blocks:
FG made:
FG attempts:
3FG made:
3FG attempts:
FT made:
FT attempts:

CAREER STATISTICS

Year	GP	GS	Min	Avg	-----Total-----			-----3-Point-----			-----F-Throw-----			-----Rebounds-----										Pts	Avg
					FG	FGA	Pct	FG	FGA	Pct	FT	FTA	Pct	Off	Def	Tot	Avg	PF	FO	Ast	TO	Blk	Stl		
2022-23	-	-	-	-	-	-	-	-	-	-	-	-	-	-	-	-	-	-	-	-	-	-	-	-	-
TOTAL	-	-	-	-	-	-	-	-	-	-	-	-	-	-	-	-	-	-	-	-	-	-	-	-	-

PLAYER CAREER/SEASON STATS



TARESE MORSE

2

FORWARD

SOPHOMORE | 6-5 | 210

SPRINGFIELD, MASS. | SPRINGFIELD | HUTCHINSON CC

SINGLE-GAME SEASON HIGHS

Points: 2, 2x - last vs Molloy (12/29/22)
Rebounds: 2, at American Int'l (11/30/22)
Assists:
Steals: 1, vs Molloy (12/29/22)
Blocks:
FG made: 1, 2x - last vs Molloy (12/29/22)
FG attempts: 1, 2x - last vs Molloy (12/29/22)
3FG made:
3FG attempts:
FT made:
FT attempts: 1, at American Int'l (11/30/22)

SINGLE-GAME CAREER HIGHS

Points: 2, 2x - last vs Molloy (12/29/22)
Rebounds: 2, at American Int'l (11/30/22)
Assists:
Steals: 1, vs Molloy (12/29/22)
Blocks:
FG made: 1, 2x - last vs Molloy (12/29/22)
FG attempts: 1, 2x - last vs Molloy (12/29/22)
3FG made:
3FG attempts:
FT made:
FT attempts: 1, at American Int'l (11/30/22)

CAREER STATISTICS

				-----Total-----			-----3-Point-----			-----F-Throw-----			-----Rebounds-----												
Year	GP	GS	Min	Avg	FG	FGA	Pct	FG	FGA	Pct	FT	FTA	Pct	Off	Def	Tot	Avg	PF	FO	Ast	TO	Blk	Stl	Pts	Avg
2022-23	3	0	17	5.5	2	2	1.000	0	0	.000	0	1	.000	2	1	3	1.0	1	0	0	1	0	1	4	1.3
TOTAL	3	0	17	5.5	2	2	1.000	0	0	.000	0	1	.000	2	1	3	1.0	1	0	0	1	0	1	4	1.3



JUSTIN HENDRICK

3

GUARD

SOPHOMORE | 6-2 | 175

VALLEY STREAM, N.Y. | ST. FRANCIS | NIAGARA CC

SINGLE-GAME SEASON HIGHS

Points: 12, at American Int'l (11/30/22)
Rebounds: 7, vs Molloy (12/29/22)
Assists: 1, 4x - last at Chestnut Hill (12/11/22)
Steals: 1, 2x - last vs Le Moyne (12/31/2022)
Blocks:
FG made: 4, at American Int'l (11/30/22)
FG attempts: 9, vs Molloy (12/29/22)
3FG made: 4, at American Int'l (11/30/22)
3FG attempts: 7, at American Int'l (11/30/22)
FT made: 3, vs Molloy (12/29/22)
FT attempts: 3, vs Molloy (12/29/22)

SINGLE-GAME CAREER HIGHS

Points: 12, at American Int'l (11/30/22)
Rebounds: 7, vs Molloy (12/29/22)
Assists: 1, 4x - last at Chestnut Hill (12/11/22)
Steals: 1, 2x - last vs Le Moyne (12/31/2022)
Blocks:
FG made: 4, at American Int'l (11/30/22)
FG attempts: 9, vs Molloy (12/29/22)
3FG made: 4, at American Int'l (11/30/22)
3FG attempts: 7, at American Int'l (11/30/22)
FT made: 3, vs Molloy (12/29/22)
FT attempts: 3, vs Molloy (12/29/22)

CAREER STATISTICS

					Total			3-Point			F-Throw			Rebounds											
Year	GP	GS	Min	Avg	FG	FGA	Pct	FG	FGA	Pct	FT	FTA	Pct	Off	Def	Tot	Avg	PF	FO	Ast	TO	Blk	Stl	Pts	Avg
2022-23	10	0	109	10.9	11	41	.268	6	23	.261	5	9	.556	1	25	26	2.6	8	0	4	11	0	2	33	3.3
TOTAL	10	0	109	10.9	11	41	.268	6	23	.261	5	9	.556	1	25	26	2.6	8	0	4	11	0	2	33	3.3

PLAYER CAREER/SEASON STATS



QUASHAWN LANE

4

GUARD

GRAD STUDENT | 6-2 | 175
TRENTON, N.J. | TRENTON CATHOLIC ACADEMY

SINGLE-GAME SEASON HIGHS

Points: 19, vs Assumption (12/06/22)
Rebounds: 7, vs Adelphi (11/19/22)
Assists: 8, at Saint Michael's (11/16/22)
Steals: 2, 3x - last vs Bloomfield (12/08/22)
Blocks: 1, 4x - last vs Le Moyne (12/31/2022)
FG made: 8, vs Assumption (12/06/22)
FG attempts: 14, vs Le Moyne (12/31/2022)
3FG made: 3, vs Assumption (12/06/22)
3FG attempts: 4, vs Le Moyne (12/31/2022)
FT made: 4, 3x - last vs Molloy (12/29/22)
FT attempts: 5, 2x - last at Indiana (Pa.) (11/26/22)

SINGLE-GAME CAREER HIGHS

Points: 23, at Stonehill (3/4/20)
Rebounds: 10, vs American International (12/7/21)
Assists: 9, vs Saint Rose (2/8/21)
Steals: 5, at Saint Rose (2/12/20)
Blocks: 3, vs Southern Connecticut (3/6/19)
FG made: 10, at Stonehill (3/4/20)
FG attempts: 17, at Saint Anselm (1/19/22)
3FG made: 3, vs Assumption (12/06/22)
3FG attempts: 6, 3x - last vs Southern New Hampshire (2/10/22)
FT made: 10, vs Southern New Hampshire (2/20/22)
FT attempts: 11, vs Southern New Hampshire (2/20/22)

CAREER STATISTICS

	-----Total-----			-----3-Point-----			-----F-Throw-----			-----Rebounds-----															
Year	GP	GS	Min	Avg	FG	FGA	Pct	FG	FGA	Pct	FT	FTA	Pct	Off	Def	Tot	Avg	PF	FO	Ast	TO	Blk	Stl	Pts	Avg
2018-19	27	26	834	30.9	87	155	.561	19	42	.452	48	59	.814	17	90	107	4.0	62	1	92	67	8	27	241	8.9
2019-20	26	24	825	31.7	89	172	.517	23	54	.426	50	62	.806	12	94	106	4.1	55	0	93	46	6	31	251	9.7
2021-22	26	26	858	33.0	128	261	.490	24	57	.421	71	92	.772	24	113	137	5.3	42	2	100	57	13	36	351	13.5
2022-23	11	11	363	33.0	63	111	.568	9	23	.391	23	27	.852	6	36	42	3.8	20	1	43	26	5	15	158	14.4
TOTAL	90	87	2,879	32.0	367	699	.525	75	176	.426	192	240	.800	59	333	392	4.4	179	4	328	196	32	109	1,001	11.1



JOSHUA HOPSON

5

FORWARD

FRESHMAN | 6-8 | 255
JERSEY CITY, N.J. | MACDUFFIE SCHOOL

SINGLE-GAME SEASON HIGHS

Points: 6, at American Int'l (11/30/22)
Rebounds: 3, at American Int'l (11/30/22)
Assists: 1, 3x - last vs Bloomfield (12/08/22)
Steals:
Blocks: 1, vs. Bloomfield (12/08/22)
FG made: 3, at American Int'l (11/30/22)
FG attempts: 3, at American Int'l (11/30/22)
3FG made:
3FG attempts:
FT made: 1, vs Molloy (12/29/22)
FT attempts: 2, vs Molloy (12/29/22)

SINGLE-GAME CAREER HIGHS

Points: 6, at American Int'l (11/30/22)
Rebounds: 3, at American Int'l (11/30/22)
Assists: 1, 3x - last vs Bloomfield (12/08/22)
Steals:
Blocks: 1, vs. Bloomfield (12/08/22)
FG made: 3, at American Int'l (11/30/22)
FG attempts: 3, at American Int'l (11/30/22)
3FG made:
3FG attempts:
FT made: 1, vs Molloy (12/29/22)
FT attempts: 2, vs Molloy (12/29/22)

CAREER STATISTICS

	-----Total-----			-----3-Point-----			-----F-Throw-----			-----Rebounds-----															
Year	GP	GS	Min	Avg	FG	FGA	Pct	FG	FGA	Pct	FT	FTA	Pct	Off	Def	Tot	Avg	PF	FO	Ast	TO	Blk	Stl	Pts	Avg
2022-23	10	0	64	6.4	7	8	.875	0	0	.000	1	2	.500	2	10	12	1.2	4	0	3	5	1	0	15	1.5
TOTAL	10	0	64	6.4	7	8	.875	0	0	.000	1	2	.500	2	10	12	1.2	4	0	3	5	1	0	15	1.5

PLAYER CAREER/SEASON STATS



TY PERRY

10

FORWARD

SENIOR | 6-3 | 200
BOSTON, MASS. | BRIGHTON | BUFFALO

SINGLE-GAME SEASON HIGHS

Points: 24, vs Molloy (12/29/22)
Rebounds: 9, at Saint Michael's (11/16/22)
Assists: 3, 2x - last vs Molloy (12/29/22)
Steals: 3, at Saint Michael's (11/16/22)
Blocks: 1, at Chestnut Hill (12/11/22)
FG made: 10, 2x - last vs Molloy (12/29/22)
FG attempts: 20, at Saint Michael's (11/16/22)
3FG made: 3, at Indiana (Pa.) (11/26/22)
3FG attempts: 7, at Indiana (Pa.) (11/26/22)
FT made: 4, 2x - last at American Int'l (11/30/22)
FT attempts: 5, 3x - last at American Int'l (11/30/22)

SINGLE-GAME CAREER HIGHS

Points: 24, vs Molloy (12/29/22)
Rebounds: 9, at Saint Michael's (11/16/22)
Assists: 4, 2x - last at Davidson (1/19/20)
Steals: 3, 2x - last at Saint Michael's (11/16/22)
Blocks: 1, at George Washington (3/6/19)
FG made: 10, 2x - last vs Molloy (12/29/22)
FG attempts: 20, at Saint Michael's (11/16/22)
3FG made: 6, 4x - last
3FG attempts: 13, vs St. Bonaventure (1/29/20)
FT made: 7, 2x - last vs Duquesne (2/16/20)
FT attempts: 10, vs George Washington (3/6/19)

CAREER STATISTICS

					-----Total-----			-----3-Point-----			-----F-Throw-----			-----Rebounds-----													
Year	GP	GS	Min	Avg	FG	FGA	Pct	FG	FGA	Pct	FT	FTA	Pct	Off	Def	Tot	Avg	PF	FO	Ast	TO	Blk	Stl	Pts	Avg		
2018-19	31	3	428	13.8	58	166	.349	39	112	.348	20	23	.870	10	50	60	1.9	19	0	14	17	1	7	175	5.6		
2019-20	30	16	637	21.2	78	195	.400	43	116	.371	25	33	.758	6	68	74	2.5	39	1	17	30	0	19	224	7.5		
2020-21	11	2	207	18.8	24	72	.333	15	50	.300	20	25	.800	2	20	22	2.0	9	0	9	10	0	7	83	7.5		
2021-22	12	0	70	5.8	11	32	.344	2	12	.167	2	6	.333	5	7	12	1.0	5	0	7	3	0	2	26	2.2		
2022-23	11	11	348	31.6	73	152	.480	11	42	.262	20	27	.741	9	32	41	3.7	14	0	18	18	1	10	177	16.1		
at UNH	11	11	348	31.6	73	152	.480	11	42	.262	20	27	.741	9	32	41	3.7	14	0	18	18	1	10	177	16.1		
Career	95	32	1,689	17.8	244	617	.395	110	332	.331	87	114	.763	32	177	209	2.2	86	1	65	78	2	45	685	7.2		

PLAYER CAREER/SEASON STATS



VICTOR OLAWOYE

11

GUARD

GRAD STUDENT | 6-2 | 185
ELMONT, N.Y. | ELMONT MEMORIAL | GANNON

SINGLE-GAME SEASON HIGHS

Points: 18, vs Adelphi (11/19/22)
Rebounds: 7, vs Adelphi (11/19/22)
Assists: 8, 2x - last at Indiana (Pa.) (11/26/22)
Steals: 3 at Saint Rose (11/22/22)
Blocks:
FG made: 7, vs Adelphi (11/19/22)
FG attempts: 12, at Saint Rose (11/22/22)
3FG made: 3, vs Adelphi (11/19/22)
3FG attempts: 7, at Saint Rose (11/22/22)
FT made: 5, at American Int'l (11/30/22)
FT attempts: 5, at American Int'l (11/30/22)

SINGLE-GAME CAREER HIGHS

Points: 24, vs California (Pa.) (1/22/20)
Rebounds: 8, 2x - last vs Saint Anselm (2/28/22)
Assists: 9, vs Southern New Hampshire (2/10/22)
Steals: 5, vs Saint Thomas Aquinas (3/13/22)
Blocks: 1, 9x - last
FG made: 9, 2x - last vs Edinboro (2/16/19)
FG attempts: 21, vs Edinboro (2/16/19)
3FG made: 6, vs West Chester (11/23/19)
3FG attempts: 11, 2x - last vs California (Pa.) (2/13/19)
FT made: 7, 2x - last at Bloomsburg (12/21/19)
FT attempts: 8, at Bloomsburg (12/21/19)

CAREER STATISTICS

					-----Total-----			-----3-Point-----			-----F-Throw-----			-----Rebounds-----													
Year	GP	GS	Min	Avg	FG	FGA	Pct	FG	FGA	Pct	FT	FTA	Pct	Off	Def	Tot	Avg	PF	FO	Ast	TO	Blk	Stl	Pts	Avg		
2018-19	28	14	783	28.0	94	258	.364	49	146	.336	55	78	.705	28	67	95	3.4	52	0	67	80	3	28	292	10.4		
2019-20	27	14	639	23.7	73	193	.378	32	102	.314	43	58	.741	12	76	88	3.3	54	2	55	57	4	43	221	8.2		
2021-22	26	20	740	28.4	70	157	.446	20	61	.328	37	55	.673	21	77	98	3.8	49	0	90	58	2	41	197	7.6		
2022-23	11	11	349	31.7	35	81	.432	11	36	.306	28	39	.718	3	52	55	5.0	18	0	46	22	0	18	109	9.9		
at UNH	37	31	1,089	29.4	105	238	.441	31	97	.320	65	94	.691	25	129	154	4.2	67	0	136	80	2	59	306	8.3		
Career	92	59	2,511	27.3	272	689	.395	112	345	.325	163	230	.709	65	272	337	3.7	173	2	258	217	9	130	819	8.9		

PLAYER CAREER/SEASON STATS



MAJUR MAJAK

12

CENTER

SENIOR | 7-1 | 235

POUGHKEEPSIE, N.Y. | THE PATRICK SCHOOL | SAINT PETER'S

SINGLE-GAME SEASON HIGHS

Points: 14, vs Franklin Pierce (12/3/22)
Rebounds: 19, vs Le Moyne (12/31/2022)
Assists: 2, at Saint Michael's (11/16/22)
Steals: 2, at Saint Michael's (11/16/22)
Blocks: 8, vs Molloy (12/29/22)
FG made: 5, 6x - last vs Le Moyne (12/31/2022)
FG attempts: 7, 2x - last vs Bloomfield (12/8/22)
3FG made: 2, vs. Franklin Pierce (12/3/22)
3FG attempts: 3, at Chestnut Hill (12/11/22)
FT made: 3, vs Assumption (12/6/22)
FT attempts: 3, vs Assumption (12/6/22)

SINGLE-GAME CAREER HIGHS

Points: 14, vs Saint Rose (2/8/22)
Rebounds: 19, vs Le Moyne (12/31/2022)
Assists: 2, 2x - last at Saint Michael's (11/16/22)
Steals: 2, 2x - last at Saint Michael's (11/16/22)
Blocks: 9, vs Southern Connecticut (2/16/22)
FG made: 5, 6x - last vs Le Moyne (12/31/2022)
FG attempts: 8, vs Southern Connecticut (2/16/22)
3FG made: 2, vs. Franklin Pierce (12/3/22)
3FG attempts: 3, at Chestnut Hill (12/11/22)
FT made: 4, 4x - last
FT attempts: 6, vs Southern Connecticut (2/16/22)

CAREER STATISTICS

					-----Total-----			-----3-Point-----			-----F-Throw-----			-----Rebounds-----											
Year	GP	GS	Min	Avg	FG	FGA	Pct	FG	FGA	Pct	FT	FTA	Pct	Off	Def	Tot	Avg	PF	FO	Ast	TO	Blk	Stl	Pts	Avg
2018-19	22	0	136	6.2	8	14	.571	0	0	.000	4	6	.667	7	19	26	1.2	28	1	1	11	13	3	20	0.9
2019-20	25	16	223	8.9	14	24	.583	0	0	.000	13	16	.813	15	36	51	2.0	34	0	0	12	27	8	41	1.6
2021-22	27	26	613	22.7	67	111	.604	0	4	.000	32	39	.821	57	167	224	8.3	48	1	7	31	85	6	166	6.1
2022-23	11	11	342	31.0	45	60	.750	4	9	.444	10	12	.833	14	99	113	10.3	21	0	8	14	35	6	104	9.5
at UNH	38	37	955	25.1	112	171	.655	4	13	.308	42	51	.824	71	266	337	8.9	69	1	15	45	120	12	270	7.1
Career	85	83	1,314	15.5	134	209	.641	4	13	.308	59	73	.808	93	321	414	4.9	131	2	16	68	160	23	331	3.9



CHRISTIAN KELLMAN

13

GUARD

SOPHOMORE | 6-10 | 170

LITTLE NECK, N.Y. | JOHN ADAMS

SINGLE-GAME SEASON HIGHS

Points:
Rebounds:
Assists:
Steals:
Blocks:
FG made:
FG attempts:
3FG made:
3FG attempts:
FT made:
FT attempts:

SINGLE-GAME CAREER HIGHS

Points: 4, at Staten Island (11/12/21)
Rebounds: 2, vs D'Youville (11/13/21)
Assists:
Steals:
Blocks:
FG made: 2, at Staten Island (11/12/21)
FG attempts: 2 - 3x - last at Molloy (11/17/21)
3FG made:
3FG attempts: 1, 2x - last at Franklin Pierce (2/14/22)
FT made:
FT attempts: 2, vs Southern New Hampshire (2/10/22)

CAREER STATISTICS

					-----Total-----			-----3-Point-----			-----F-Throw-----			-----Rebounds-----													
Year	GP	GS	Min	Avg	FG	FGA	Pct	FG	FGA	Pct	FT	FTA	Pct	Off	Def	Tot	Avg	PF	FO	Ast	TO	Blk	Stl	Pts	Avg		
2021-22	7	0	17	2.5	6	9	.667	0	2	.000	0	2	.000	1	4	5	0.7	2	0	0	1	0	0	12	1.7		
2022-23	2	0	5	2.3	0	0	.000	0	0	.000	0	0	.000	0	0	0	0.0	2	0	0	1	0	0	0	0.0		
TOTAL	9	0	22	2.4	6	9	.667	0	2	.000	0	2	.000	1	4	5	0.6	4	0	0	2	0	0	12	1.3		

PLAYER CAREER/SEASON STATS



KENDALL MCMILLAN

15

GUARD

SENIOR | 6-1 | 180

BALTIMORE, MD. | MOUNT SAINT JOSEPH

SINGLE-GAME SEASON HIGHS

Points: 6, 2x - last at Chestnut Hill (12/11/22)
Rebounds: 6, vs Bloomfield (12/08/22)
Assists: 2, 2x - last vs Molloy (12/29/22)
Steals: 1, 3x - last vs Molloy (12/29/22)
Blocks:
FG made: 3, vs Assumption (12/6/22)
FG attempts: 3, vs Assumption (12/6/22)
3FG made:
3FG attempts: 1, 2x - last at Indiana (Pa.) (11/26/22)
FT made: 2, 3x - last vs Molloy (12/29/22)
FT attempts: 5, at Chestnut Hill (12/11/22)

SINGLE-GAME CAREER HIGHS

Points: 10, at Florida Southern (11/29/19)
Rebounds: 6, vs Bloomfield (12/8/22)
Assists: 8, vs D'Youville (11/13/21)
Steals: 2, last vs Adelphi (1/17/22)
Blocks: 1, at Southern Connecticut (11/28/18)
FG made: 5, at Florida Southern (11/29/19)
FG attempts: 10, at Florida Southern (11/29/19)
3FG made: 1, 4x - last
3FG attempts: 3, 2x - last vs Southern New Hampshire (2/10/22)
FT made: 4, vs D'Youville (11/13/21)
FT attempts: 5, at Chestnut Hill (12/11/22)

CAREER STATISTICS

Year	GP	GS	Min	Avg	Total			3-Point			F-Throw			Rebounds				Pf	FO	Ast	TO	Blk	Stl	Pts	Avg
2018-19	12	0	91	7.6	8	20	.400	1	5	.200	2	8	.250	0	6	6	0.5	10	0	11	8	1	1	19	1.6
2019-20	5	1	63	12.6	10	21	.476	1	4	.250	0	1	.000	2	6	8	1.6	3	0	9	6	0	1	21	4.2
2021-22	23	0	199	8.6	16	45	.422	2	7	.286	17	18	.944	5	24	29	1.3	17	0	32	23	0	12	57	2.5
2022-23	8	0	68	8.5	6	14	.429	0	2	.000	6	11	.545	3	12	15	1.9	1	0	6	9	0	3	18	2.3
Career	48	1	420	8.8	43	100	.430	4	18	.222	25	36	.659	10	48	58	1.2	31	0	58	46	1	17	115	2.4



ADRIEL GILL

20

GUARD

SENIOR | 6-2 | 195

MERIDEN, CONN. | PLATT

SINGLE-GAME SEASON HIGHS

Points:
Rebounds:
Assists:
Steals:
Blocks:
FG made:
FG attempts:
3FG made:
3FG attempts:
FT made:
FT attempts:

SINGLE-GAME CAREER HIGHS

Points:
Rebounds: 1, at Franklin Pierce (2/14/22)
Assists:
Steals:
Blocks:
FG made:
FG attempts:
3FG made:
3FG attempts:
FT made:
FT attempts:

CAREER STATISTICS

Year	GP	GS	Min	Avg	Total			3-Point			F-Throw			Rebounds				Pf	FO	Ast	TO	Blk	Stl	Pts	Avg
2021-22	1	0	1	1.0	0	0	.000	0	0	.000	0	0	.000	0	1	1	1.0	0	0	0	1	0	0	0	0.0
2022-23																									
Total	1	0	1	1.0	0	0	.000	0	0	.000	0	0	.000	0	1	1	1.0	0	0	0	1	0	0	0	0.0

PLAYER CAREER/SEASON STATS



ETHAN SIMMON

21

FORWARD

FRESHMAN | 6-5 | 190
EDISON, N.J. | ST JOSEPH METUCHEN

SINGLE-GAME SEASON HIGHS

Points:
Rebounds:
Assists:
Steals:
Blocks:
FG made:
FG attempts:
3FG made:
3FG attempts:
FT made:
FT attempts:

SINGLE-GAME CAREER HIGHS

Points:
Rebounds:
Assists:
Steals:
Blocks:
FG made:
FG attempts:
3FG made:
3FG attempts:
FT made:
FT attempts:

CAREER STATISTICS

		-----Total-----			-----3-Point-----			-----F-Throw-----			-----Rebounds-----														
Year	GP	GS	Min	Avg	FG	FGA	Pct	FG	FGA	Pct	FT	FTA	Pct	Off	Def	Tot	Avg	PF	FO	Ast	TO	Blk	Stl	Pts	Avg
2022-23																									
TOTAL																									



JASON EDOKPAYI

22

FORWARD

SOPHOMORE | 6-6 | 220
LAUREL, MD. | MOUNT ST JOSEPH | FAIRFIELD

SINGLE-GAME SEASON HIGHS

Points: 4, vs Molloy (12/29/22)
Rebounds: 3, at Saint Michael's (11/16/22)
Assists:
Steals:
Blocks:
FG made: 2, vs Molloy (12/29/22)
FG attempts: 3, at Saint Michael's (11/16/22)
3FG made:
3FG attempts:
FT made:
FT attempts:

SINGLE-GAME CAREER HIGHS

Points: 8, at Manhattan (3/5/21)
Rebounds: 5, 2x - last vs Medgar Evers (11/16/21)
Assists: 1, at Manhattan (3/5/21)
Steals: 1, 3x - last vs Medgar Evers (11/16/21)
Blocks: 1, at Manhattan (3/5/21)
FG made: 4, at Manhattan (3/5/21)
FG attempts: 5, at Manhattan (3/5/21)
3FG made:
3FG attempts: 1, 2x - last vs Saint Peter's (3/12/21)
FT made: 1, vs Quinnipiac (2/7/21)
FT attempts: 2, vs Quinnipiac (2/7/21)

CAREER STATISTICS

		-----Total-----			-----3-Point-----			-----F-Throw-----			-----Rebounds-----														
Year	GP	GS	Min	Avg	FG	FGA	Pct	FG	FGA	Pct	FT	FTA	Pct	Off	Def	Tot	Avg	PF	FO	Ast	TO	Blk	Stl	Pts	Avg
2019-20	9	5	73	8.2	8	16	.500	0	2	.000	1	3	.333	3	6	9	1.0	4	0	1	0	1	2	17	1.9
2021-22	3	0	18	5.9	4	6	.667	0	0	.000	0	0	.000	2	5	7	2.3	1	0	0	1	0	1	8	2.7
2022-23	6	0	22	3.7	2	5	.400	0	0	.000	0	0	.000	2	3	5	0.8	4	0	0	2	0	0	4	0.7
at UNH	6	0	22	3.7	2	5	.400	0	0	.000	0	0	.000	2	3	5	0.8	4	0	0	2	0	0	4	0.7
Career	18	5	113	6.3	14	27	.519	0	2	.000	1	3	.333	7	14	21	1.2	9	0	1	3	1	3	29	1.6

PLAYER CAREER/SEASON STATS



SEAN BRAITHWAITE

23

FORWARD

JUNIOR | 6-6 | 220
CENTER MORICHES, N.Y. | CENTER MORICHES

SINGLE-GAME SEASON HIGHS

Points: 8, at Chestnut Hill (12/11/22)
Rebounds: 3, 2x - last vs Bloomfield (12/8/22)
Assists: 3, vs Adelphi (11/19/22)
Steals: 1, vs Molloy (12/29/22)
Blocks: 1, 2 - last vs Bloomfield (12/8/22)
FG made: 3, at Chestnut Hill (12/11/22)
FG attempts: 6, vs Bloomfield (12/8/22)
3FG made: 2, vs Molloy (12/29/22)
3FG attempts: 3, vs Bloomfield (12/8/22)
FT made: 1, 5x - last vs Le Moyne (12/31/2022)
FT attempts: 2, 5x - last vs Le Moyne (12/31/2022)

SINGLE-GAME CAREER HIGHS

Points: 12, at Molloy (11/17/21)
Rebounds: 3, 4x - last vs Bloomfield (12/8/22)
Assists: 3, 2x - last vs Adelphi (11/19/22)
Steals: 2, 2x - last at Saint Rose (12/4/21)
Blocks: 1, 4x - last vs Bloomfield (12/8/22)
FG made: 4, at Molloy (11/17/21)
FG attempts: 7, vs D'Youville (11/13/21)
3FG made: 4, at Molloy (11/17/21)
3FG attempts: 4, 2x - last at Molloy (11/17/21)
FT made: 3, vs D'Youville (11/13/21)
FT attempts: 5, vs D'Youville (11/13/21)

CAREER STATISTICS

					-----Total-----			-----3-Point-----			-----F-Throw-----			-----Rebounds-----												
Year	GP	GS	Min	Avg	FG	FGA	Pct	FG	FGA	Pct	FT	FTA	Pct	Off	Def	Tot	Avg	PF	FO	Ast	TO	Blk	Stl	Pts	Avg	
2019-20	6	0	45	7.5	2	6	.333	0	3	.000	0	0	.000	2	4	6	1.0	6	0	1	0	1	1	4	0.7	
2021-22	21	3	250	11.9	16	43	.372	6	22	.273	4	13	.308	12	8	20	1.0	21	0	8	10	1	9	42	2.0	
2022-23	11	0	151	13.7	12	27	.444	3	11	.273	5	10	.500	3	10	13	1.2	12	0	9	7	2	1	32	2.9	
Career	38	3	445	11.7	30	76	.395	9	36	.250	9	23	.391	17	22	39	1.0	39	0	18	17	4	11	78	2.1	



KYLE KEARSON

25

FORWARD

FRESHMAN | 6-4 | 170
WEST HAVEN, CONN. | WEST HAVEN

SINGLE-GAME SEASON HIGHS

Points:
Rebounds:
Assists:
Steals:
Blocks:
FG made:
FG attempts:
3FG made:
3FG attempts:
FT made:
FT attempts:

SINGLE-GAME CAREER HIGHS

Points:
Rebounds:
Assists:
Steals:
Blocks:
FG made:
FG attempts:
3FG made:
3FG attempts:
FT made:
FT attempts:

CAREER STATISTICS

Year	GP	GS	Min	Avg	-----Total-----			-----3-Point-----			-----F-Throw-----			-----Rebounds-----				PF	FO	Ast	TO	Blk	Stl	Pts	Avg
					FG	FGA	Pct	FG	FGA	Pct	FT	FTA	Pct	Off	Def	Tot	Avg								
2022-23																									
TOTAL																									

PLAYER CAREER/SEASON STATS



DAVONTREY THOMAS

34

FORWARD

JUNIOR | 6-5 | 200
POUGHKEEPSIE, N.Y. | POUGHKEEPSIE

SINGLE-GAME SEASON HIGHS

Points: 20, at Saint Michael's (11/16/22)
Rebounds: 6, vs Bloomfield (12/8/22)
Assists: 3, 2x - last vs Le Moyne (12/31/2022)
Steals: 3, vs Molloy (12/29/22)
Blocks: 1, at Indiana (Pa.) (11/26/22)
FG made: 8, at Saint Michael's (11/16/22)
FG attempts: 15, at Indiana (Pa.) (11/26/22)
3FG made: 5, at American Int'l (11/30/22)
3FG attempts: 11, at American Int'l (11/30/22)
FT made: 3, at Saint Rose (11/22/22)
FT attempts: 4, at Saint Rose (11/22/22)

SINGLE-GAME CAREER HIGHS

Points: 31, at Staten Island (11/12/21)
Rebounds: 14, at Bentley (2/28/20)
Assists: 6, vs Holy Family (12/15/19)
Steals: 3, 4x - last vs Molloy (12/29/22)
Blocks: 1, 11x - last at Indiana (Pa.) (11/26/22)
FG made: 10, at Staten Island (11/12/21)
FG attempts: 16, at American International (1/5/22)
3FG made: 5, 3x - last at American Int'l (11/30/22)
3FG attempts: 11, at American Int'l (11/30/22)
FT made: 7, 2x - last at Staten Island (11/12/21)
FT attempts: 8, at State Island (11/12/21)

CAREER STATISTICS

Year					-----Total-----			-----3-Point-----			-----F-Throw-----			-----Rebounds-----											
	GP	GS	Min	Avg	FG	FGA	Pct	FG	FGA	Pct	FT	FTA	Pct	Off	Def	Tot	Avg	PF	FO	Ast	TO	Blk	Stl	Pts	Avg
2019-20	30	29	789	26.3	85	176	.483	45	113	.398	27	30	.900	23	120	143	4.8	37	0	28	26	6	8	242	8.1
2021-22	27	27	837	31.0	127	263	.483	54	136	.397	49	60	.817	35	89	124	4.6	43	0	35	29	4	20	357	13.2
2022-23	11	11	371	33.7	55	130	.423	32	85	.376	13	17	.765	12	30	42	3.8	11	0	15	9	1	6	155	14.1
Career	68	67	1,997	29.4	267	569	.469	131	334	.392	89	107	.832	70	239	309	4.5	91	0	78	64	11	34	754	11.1

GAME 12: NEW HAVEN AT GEORGIAN COURT

New Haven at Saint Michael's
Nov. 16, 2022 • Colchester, VT

Game 1



Official Basketball Box Score - Final
New Haven at Saint Michael's
11/16/22 Ross Sports Center, Colchester, VT
2022-23 Men's Basketball

Game Time: 7:30 PM
Game Duration: 1:42
Attendance: 549

Officials: Will Flowers, John Cahill, Connor Hoagland

New Haven - 74			Record: 0-1 (0-1)															
NO.	Name	Min	FG M-A	3P M-A	FT M-A	Rebounds OR DR TOT	Fouls PF FD	TP	AS	TO	ST	Blocks BS BA	+/-	Shooting By Period				
10	Tyrone Perry	F 28:50	8-20	0-3	4-5	4 5 9	1 4 20	0	3	3	0	0	-7	1 st FG	14-34	41.2%		
34	Davontrey Thomas	F 36:46	8-14	4-8	0-0	1 2 3	1 0 20	2	1	0	0	0	-7	3P%	1-6	16.7%		
12	Major Majak	C 30:34	5-7	0-0	0-1	0 7 7	2 1 10	2	2	2	2	4	-2	FT	2-2	100%		
4	Quashawn Lane	G 38:53	3-8	0-1	4-4	1 4 5	2 4 10	8	4	1	1	1	-3	2 nd FG	16-26	61.5%		
11	Victor Olawoye	G 36:43	4-6	1-2	0-0	0 5 5	3 1 9	3	1	1	0	0	-2	3P%	4-8	50.0%		
22	Jason Edokeyi	09:18	0-3	0-0	0-0	1 2 3	1 1 0	0	0	0	0	0	-6	FT%	7-10	70.0%		
3	Justin Hendrick	03:27	0-0	0-0	0-0	0 0 0	1 0 1	0	0	0	0	0	2	GM FG	8-60	50.0%		
23	Sean Braithwaite	15:29	2-2	0-0	1-2	1 2 3	0 1 0	1	5	1	2	0	9	3P%	5-14	35.7%		
Team						2 2 4				0	1				FT%		9-12	75.0%
Totals			30-60	5-14	9-12	10 29 39	11 12 74	16	14	7	4	3	-1	Dead Ball Rebounds: 2-0				

Shooting By Period		
1 st FG%	14-34	41.2%
3PT%	1-6	16.7%
FT%	2-2	100%
2 nd FG%	16-26	61.5%
3PT%	4-8	50.0%
FT%	7-10	70%
GM FG%	30-60	50.0%
3PT%	5-14	35.7%
FT%	9-12	75.0%

Dead Ball Rebounds: 2, 0

Saint Michael's - 75													Record: 3-0 (1-0)												
NO.	Name	Min	FG	3P	FT	Rebounds	Fouls	TP	AS	TO	ST	Blocks	+/-	Shooting By Period											
			M-A	M-A	M-A	OR DR TOT	PF FD					BS BA		1st	2nd	3rd									
2	Kasai Brown	F 29:57	4-11	2-6	1-1	0 2 2	2 2 11	2	3	4	2	1	-2	1st	FG%	12-33 36.4%									
23	Jacob Duniver	F 34:10	2-7	2-6	0-0	0 7 7	0 0 0	6	1	0	2	1	4	3PT%	6-19 31.6%										
34	Joël Kabimba	F 29:32	10-18	4-9	0-0	2 5 7	4 1 24	3	1	1	0	1	5	FT%	22 100%										
11	Romar Reid	G 34:07	1-3	0-2	0-0	0 1 1	2 1 2	5	2	5	0	0	-1	2nd	FG%	14-26 53.8%									
15	CJ Crews	G 30:15	7-11	5-8	4-6	0 1 1	0 3 23	4	0	0	0	0	-2	3PT%	8-16 50.0%										
4	Chuma Oyigbo	11:28	0-0	0-0	0-0	0 2 2	2 0 0	1	0	0	0	0	0	FT%	7-10 70%										
5	Alan Brzezinski	12:14	1-5	1-4	4-5	0 0 0	3 3 7	0	2	0	0	0	1	GM FG%	26-59 44.1%										
20	Dario Milojevic	10:28	1-1	0-0	0-0	1 0 1	1 0 2	0	1	0	1	0	-4	3PT%	14-35 40.0%										
0	Matt Houde	05:53	0-1	0-0	0-0	0 1 1	0 0 0	1	1	0	0	0	2	FT%	9-12 75.0%										
30	Nic Button	01:56	0-2	0-0	0-0	1 0 1	0 0 0	0	0	0	0	0	1	Dead Ball Rebounds: 2-0											
Team						0 2 2				0	1														
Totals			26-59	14-35	9-12	5 21 26	13 10 75	18	10	8	3	4	1												
Technical Fouls: Brzezinski 1st 10:14																									

Shooting By Period		
1 st FG%	12-33	36.4%
3PT%	6-19	31.6%
FT%	2-2	100%
2 nd FG%	14-26	53.8%
3PT%	8-16	50.0%
FT%	7-10	70%
GM FG%	26-59	44.1%
3PT%	14-35	40.0%
FT%	9-12	75.0%

Dead Ball Rebounds: 2, 0

	UNH	SMC	Points from	UNH	SMC
Biggest lead	5 (1 st 8:05)	10 (2 nd 7:45)	Turnovers	9	10
Best Scoring Run	9 (2 nd 5:22)	8 (2 nd 0:47)	Paint	44	22
Lead Changes	4		Second Chance	12	6
Times Tied	1		Fast Breaks	9	11
Time with Lead	09:19	30:01	Bench	5	9

Technical Fouls: Brzezinski 1st 10:14

New Haven vs Adelphi
Nov. 19, 2022 • West Haven, CT

Game 2



Official Basketball Box Score - Final
Adelphi at New Haven
11/19/22 Charger Gymnasium, West Haven
2022-23 Men's Basketball

Game Time: 3:30 PM
Game Duration: 1:28
Attendance: 286

Officials: Jawuan Williams, Christopher Slatery, Ajay Gonnell

Adelphi - 64			Record: 2-2 (0-1)																		
NO.	NAME	Min	FG		3P		FT	Rebounds		Fouls		TP	AS	TO	ST	Blocks		+/-	Shooting By Period		
			M-A	P-A	M-A	P-A		OR	DR	1	2					BS	BA				
10	Mason Jackson	F 25:46	1-4	0-3	0-0	0	1	1	1	0	2	0	1	0	0	0	-31	1 st FG	10-28	35.7%	
15	Andrew Delaney	F 25:51	2-5	2-4	0-2	2	6	8	2	2	6	3	2	0	0	1	-13	3P%	7-22	31.8%	
21	Aristotelis Sotiriou	F 24:47	6-11	1-4	2-3	0	4	4	3	4	15	2	2	2	2	0	-6	FT	5-5	100%	
3	Ronnie Silva	G 36:30	7-18	1-6	1-1	0	1	1	2	21	5	3	0	0	0	-20	2 nd FG	13-33	39.4%		
11	Matthew Price	G 09:39	1-5	1-5	0-0	1	0	1	1	3	0	0	0	0	0	-14	3P%	5-17	29.4%		
1	Dayshaun Walton	28:36	3-10	0-3	0-0	2	7	9	1	3	6	4	3	1	1	-2	GM FG	23-61	37.7%		
13	Elijah Lewis	28:54	2-6	1-2	3-4	0	0	0	1	1	8	0	0	0	0	0	-2	3P%	12-39	30.8%	
2	Jake Hlywiak	10:51	1-2	1-2	0-0	1	2	3	1	0	3	0	0	0	0	-7	FT%	6-10	60.0%		
25	Christian Cevris	05:36	0-0	0-0	0-0	0	1	1	1	0	0	0	0	0	0	-1	Dead Ball Rebounds: 2-0				
22	Atem Chol	03:30	0-0	0-0	0-0	0	1	1	0	0	0	0	0	0	0	-2					
Team			23-61			12-39			6-10			8-23			31-64						
Totals			23-61			12-39			6-10			8-23			31-64						
			Technical Fouls: Silva 1 st 2:27																		

Shooting By Period		
1 st FG%	10-28	35.7%
3PT%	7-22	31.8%
FT%	5-5	100%
2 nd FG%	13-33	39.4%
3PT%	5-17	29.4%
FT%	1-5	20%
GM FG%	23-61	37.7%
3PT%	12-39	30.8%
FT%	6-10	60.0%

Dead Ball Rebounds: 2, 0

New Haven - 82			Record: 1-1 (1-1)																	
NO.	Name	Min	FG	3P	FT	Rebounds	Fouls	TP	AS	TO	ST	Blocks	+/-	Shooting By Period						
			M-A	M-A	M-A	OR	DR	PF	FD			BS		BA	1st	FG%	20-29	69.0%		
10	Tyrone Perry	F 28:43	5-12	0-2	3-5	0	6	6	2	3	13	1	0	2	0	0	24	3PT%	3-6	50.0%
34	Davontrey Thomas	F 31:45	7-11	4-8	1-1	0	1	1	0	2	19	1	0	0	0	0	12	FT%	3-5	60.0%
12	Major Majak	C 26:16	3-3	0-0	2-2	0	6	6	1	1	8	0	2	1	4	0	30	2nd FG%	13-26	50.0%
4	Quashawn Lane	G 29:46	7-11	0-1	1-1	0	7	7	2	3	15	3	1	2	0	0	18	3PT%	5-12	41.7%
1	Victor Olasowe	G 28:09	7-8	3-4	1-3	1	6	7	2	3	18	3	1	2	0	0	28	FT%	5-7	71.4%
3	Justin Hendrick	18:08	1-5	0-2	0-0	2	2	2	0	2	0	3	0	0	0	0	-9	GM FG%	33-55	60.0%
23	Sean Brathwaite	16:35	2-4	0-0	0-0	1	1	1	1	3	1	0	0	0	0	2	2	FT%	8-18	44.4%
22	Jason Edokpayi	03:22	0-0	0-0	0-1	1	1	2	0	0	0	1	0	0	0	0	0	FT%	8-12	66.7%
5	Joshua Hopson	06:30	0-0	0-0	0-0	2	2	0	0	0	0	0	0	0	0	0	-9	Dead Ball Rebounds: 2, 0		
2	Taresse Morse	03:52	0-0	0-0	0-0	0	0	0	0	0	0	0	0	0	0	0	-3			
0	Andre Francis	02:57	1-1	1-1	0-0	0	0	0	0	3	0	0	0	0	0	0	-2			
13	Christian Kellman	02:57	0-0	0-0	0-0	0	0	0	2	0	0	0	0	0	0	0	-2			
Team						0	0	0	0	0	1									
Totals			33-55	8-18	8-12	1	32	33	12	82	16	7	7	4	0	18				

GAME 12: NEW HAVEN AT GEORGIAN COURT

New Haven at Chestnut Hill
Dec. 11, 2022 • Philadelphia, PA

Game 9

New Haven (6-3) -vs- Chestnut Hill (5-6)
12/11/22 at Sorgenti Arena, Philadelphia, Pa.

	Score By Period										1	2	Total
New Haven											28	37	65
Chestnut Hill											37	37	74

Date: 12/11/22
Time: 2:00 PM
Attendance: 227
Site: Sorgenti Arena, Philadelphia, Pa.
Referees: Jim Miller, Vasili Rousseas, Andre Robertson

New Haven 65

#	Player	GS	MIN	FG	3PT	FT	ORB-DRB	REB	PF	A	TO	BLK	STL	PTS
04	Quashawn Lane	*	30	6-9	1-2	3-4	2-0	2	5	0	2	0	1	16
34	Davontrey Thomas	*	33	4-18	2-11	2-2	1-3	4	3	0	1	0	0	12
11	Victor Olawoye	*	35	1-6	0-2	7-9	0-6	6	1	3	0	0	2	9
12	Majur Majak	*	27	3-6	1-3	0-0	2-7	9	1	0	1	4	0	7
10	Ty Perry	*	31	2-9	0-3	2-2	0-3	3	0	2	1	1	0	6
23	Sean Braithwaite		21	3-4	1-2	1-2	0-0	0	4	0	0	0	0	8
15	Kendall McMillan		13	2-3	0-0	2-5	1-1	2	0	1	1	0	1	6
03	Justin Hendrick		5	0-2	0-1	1-2	0-1	1	1	1	1	0	0	1
05	Joshua Hopson		3	0-0	0-0	0-0	0-0	0	1	0	0	0	0	0
00	Andre Francis		2	0-0	0-0	0-0	0-0	0	2	0	0	0	0	0
TM	Team		0	0-0	0-0	0-0	1-1	2	0	0	0	0	0	0
Totals		-	200	21-57	5-24	18-26	7-22	29	18	7	7	5	4	65

Team Summary	FG	3PT	FT
First Half	9-27 33.33 %	3-13 23.08 %	7-12 58.33 %
Second Half	12-30 40.00 %	2-11 18.18 %	11-14 78.57 %
Total	21-57 36.8 %	5-24 20.8 %	18-26 69.2 %

Technical Fouls: none
Lead Changed: 1 times(s)
Second Chance Points: 7
Points off Turnovers: 15
Bench Points: 15
Scores Tied: 0 times(s)
Points in the Paint: 32
Largest Lead: 7 1st-15:49
Fast Break Points: 2

Chestnut Hill 74

#	Player	GS	MIN	FG	3PT	FT	ORB-DRB	REB	PF	A	TO	BLK	STL	PTS
21	Simmon, Ethan	*	38	7-15	0-0	3-7	4-11	15	0	2	3	1	0	17
03	Connor Regan	*	34	5-11	2-5	1-2	1-4	5	3	1	1	0	0	13
10	Perry, Ty	*	26	4-7	2-5	2-2	1-2	3	3	3	1	0	1	12
00	Noah Charles	*	35	3-8	1-4	4-5	2-6	8	2	3	2	0	0	11
14	Lucas Dunn	*	12	1-1	1-1	0-0	1-1	2	1	2	1	0	0	3
05	James Rider		22	4-7	1-2	4-5	0-2	2	3	0	2	0	0	13
01	Trevonn Pitts		25	1-3	0-0	1-3	0-4	4	4	3	2	0	0	3
25	Kearson, Kyle		7	1-1	0-0	0-0	0-1	1	1	0	0	0	0	2
24	Donald Imo		3	0-2	0-0	0-0	1-1	2	0	0	0	0	0	0
TM	Team		0	0-0	0-0	0-0	1-1	2	0	0	1	0	0	0
Totals			-	202	26-55	7-17	15-24	11-33	44	17	14	13	1	74

Team Summary	FG	3PT	FT
First Half	13-30 43.33 %	5-11 45.45 %	6-10 60.00 %
Second Half	13-25 52.00 %	2-6 33.33 %	9-14 64.29 %
Total	26-55 47.3 %	7-17 41.2 %	15-24 62.5 %

Technical Fouls: (1) James Rider
Lead Changed: 2 times(s)
Points off Turnovers: 3
Bench Points: 18
Scores Tied: 0 times(s)
Points in the Paint: 24
Largest Lead: 15 2nd-11:52
Fast Break Points: 0

New Haven vs. Le Moyne
Dec. 31, 2022 • West Haven, CT

Game 11



Official Basketball Box Score - Final
Le Moyne at New Haven
12/31/22 Charger Gymnasium, West Haven
2022-23 Men's Basketball

Game Time: 3:30 PM
Game Duration: 1:28
Attendance: 134

Officials: Mamadou Ba, Marek Drabinski, Mike Evans

Le Moyne - 80

Record: 8-7 (5-2)														
NO.	Name	Min	FG	3P	FT	Rebounds	Fouls	TP	AS	TO	ST	Blocks	+/-	
			M-A	M-A	M-A	OR DR TOT	PF					BS BA		
24	Isaiah Elmore	F 17:51	2-6	0-0	2-3	3 4 7	0 2	6	1	4	0	1	2	-16
0	Jeremiah Washington	G 24:03	2-8	2-6	0-0	0 3 3	0 0	6	3	1	0	0	1	-16
2	Zy'Ever Wingfield	G 17:15	0-5	0-0	0-0	1 3 4	1 1	0	1	1	0	0	0	-19
5	Isaiah Salter	G 30:43	4-10	2-3	0-0	0 0 0	2 0	10	1	2	1	0	0	-25
35	Nate McClure	G 30:02	1-4	0-1	0-0	2 2 4	1 0	2	3	0	0	2	0	-23
1	Darrick Jones Jr.	17:53	2-5	2-3	1-2	0 1 1	2 1	7	0	1	1	0	0	-4
10	Xavier Wilson	22:09	3-10	0-0	2-6	1 4 5	3 4	8	0	0	0	2	0	-3
23	Luke Sutherland	22:38	4-7	1-3	0-0	0 2 2	1 0	9	1	1	0	0	0	9
11	Kevin Constant	11:42	1-3	0-1	0-0	1 7 8	2 2	2	1	1	0	1	1	0
13	Jack Poirier	05:44	0-0	0-0	0-0	0 0 0	0 0	1	0	1	0	0	0	2
Team						1 4 5	0	0	1					
Totals			19-58	7-17	5-11	9 30 39	12 10	50	12	12	3	6	4	-19

Technical Fouls: NONE

New Haven - 69

Record: 8-3 (6-1)														
NO.	Name	Min	FG	3P	FT	Rebounds	Fouls	TP	AS	TO	ST	Blocks	+/-	
			M-A	M-A	M-A	OR DR TOT	PF					BS BA		
10	Tyrone Perry	F 30:38	6-16	0-3	0-1	0 1 1	1 5	12	2	1	0	0	3	24
34	Davontrey Thomas	F 35:00	5-11	2-5	2-3	1 3 4	0 1	14	3	1	1	0	1	22
12	Majur Majak	G 37:42	5-6	0-1	2-2	2 17 19	4 2	12	1	1	0	3	0	22
4	Quashawn Lane	G 36:37	6-14	1-5	0-0	2 4 6	2 0	13	7	1	1	0	0	22
11	Victor Olawoye	G 29:09	5-10	1-3	1-1	0 4 4	1 2	12	4	1	0	0	0	15
3	Justin Hendrick	09:08	1-6	1-4	0-0	1 1 2	0 0	3	0	1	1	0	2	-3
23	Sean Braithwaite	14:22	0-2	0-1	1-2	1 0 1	1 1	1	1	0	0	0	0	-8
5	Joshua Hopson	02:18	0-0	0-0	0-0	0 2 2	1 0	0	0	0	0	0	0	-3
15	Kendall McMillan	05:06	1-1	0-0	0-0	0 0 0	0 0	1	2	0	0	0	0	4
Team						2 3 5	0	0	0					
Totals			29-66	5-22	6-9	9 35 44	10 12	69	18	6	3	4	6	19

Technical Fouls: NONE

	LMU	UNH	Points from Turnovers	LMU	UNH	Period by Period Scoring
Biggest lead	0 (1 st 20:00)	19 (2 nd 0:53)	3	10	1st 2nd TOT	
Best Scoring Run	6 (1 st 5:53)	11 (2 nd 14:36)	16	40	LMU	30 20 50
Lead Changes	0		1	9	UNH	37 32 69
Times Tied	0		13	14		
Time with Lead	00:00	39:11	26	6		

New Haven vs. Molloy
Dec. 29, 2022 • West Haven, CT



Official Basketball Box Score - Final
Molloy at New Haven
12/29/22 Charger Gymnasium, West Haven, CT
2022-23 Men's Basketball

Game Time: 7:00 PM
Game Duration: 1:35
Attendance: 97

Officials: Tyler Sandmann, Andrew Mara, John Sousa

Molloy - 72

Record: 4-10														
NO.	Name	Min	FG	3P	FT	Rebounds	Fouls	TP	AS	TO	ST	Blocks	+/-	
			M-A	M-A	M-A	OR DR TOT	PF					BS BA		
33	Billy Muller	F 26:58	4-12	2-4	3-4	4 4 8	2 2	13	4	3	0	0	2	-16
24	Matt Lane	C 09:33	0-2	0-2	0-0	0 0 0	1 0	0	1	0	0	1	0	-14
1	Kenny Lazo	G 24:02	1-3	1-3	0-0	0 2 2	3 0	3	2	1	1	0	0	-18
5	Darren Fergus	G 30:41	8-16	2-5	0-0	0 4 4	3 3	18	1	4	1	1	3	-24
13	Billy Reyes	G 22:42	2-8	2-7	0-2	0 2 2	1 1	6	0	3	1	0	0	-25
3	Jalen Rosemond	05:27	1-4	0-2	0-0	0 2 2	1 0	2	0	0	0	0	0	-7
11	Mick Browne	16:41	2-4	0-0	1-2	0 0 0	2 1	5	1	0	3	1	1	-8
4	Dashaun Warren	19:08	1-3	0-0	0-0	1 0 1	2 0	2	0	0	0	0	1	-18
14	Kendell Ogilvie	20:07	2-6	0-2	2-3	1 2 3	3 2	6	1	1	2	0	1	-11
20	Jake Lynch	12:07	1-2	1-1	2-2	0 0 0	0 1	5	2	1	1	0	0	2
10	Terence Crowley	07:28	3-4	2-3	2-2	0 1 1	1 2	10	1	0	3	0	0	3
15	Eden Boskey	02:33	0-0	0-0	0-0	0 0 0	0 0	0	0	0	0	0	0	3
22	Dimiri Garrett	02:33	1-2	0-1	0-0	0 0 0	0 0	2	0	0	0	0	0	3
Team						1 1 2	0	0	1					
Totals			26-66	10-30	10-15	7 20 27	18 12	72	13	14	12	3	8	25

Technical Fouls: NONE

New Haven - 97

NO.	Name	Min	FG M-A	3P M-A	FT M-A	Rebounds OR DR TOT	Fouls PF FO	TP	AS	TO	ST	Blocks BS BA	+/-
10	Tyrone Perry	F 26:42	10-13	2-4	2-3	1 3 4	1 3	24	3	2	1	0	28
34	Davontrey Thomas	F 27:37	5-9	2-6	0-0	0 4 4	1 0	12	3	0	3	0	29
12	Majur Majak	C 26:29	5-6	1-1	0-0	2 7 9	2 1	11	1	2	0	8	21
4	Quashawn Lane	G 26:58	5-9	1-3	4-4	0 4 4	0 3	15	2	1	1	0	16
11	Victor Olawoye	G 24:08	3-7	2-4	2-2	0 4 4	3 5	10	7	4	2	0	32
3	Justin Hendrick	19:55	2-9	1-5	3-3	0 7 7	2 2	8	0	2	0	0	5
23	Sean Braithwaite	12:18	2-2	2-2	0-0	1 1 1	2 1	6	0	3	1	0	3
5	Joshua Hopson	09:48	1-1	0-0	1-2	1 1 2	0 1	3	0	1	0	0	7
15	Kendall McMillan	08:17	0-0	0-0	2-4	0 3 3	0 2	2	2	2	2	1	-1
2	Tarese Morse	07:28	1-1	0-0	0-0	1 0 1	0 0	2	0	1	1	0	-3
0	Andre Francis	05:01	0-1	0-1	0-0	0 0 0	1 0	0	0	0	0	0	-4
22	Jason Edokpayi	03:43	2-2	0-0	0-0	0 0 0	0 0	4	0	0	0	0	-3
13	Christian Kellman	01:36	0-0	0-0	0-0	0 0 0	0 0	0	0	1	0	0	-5
Team						1 1 2			0	0			
Totals			36-60	11-26	14-18	6 35 41	12 18	97	18	19	10	8	25

GAME 12: NEW HAVEN AT GEORGIAN COURT

POINTS - REBOUNDS - ASSISTS

Opponent	Date	Score	0	1	2	3	4	5	10	11
			Francis	Bernard	Morese	Hendrick	Lane	Hopson	Perry	Olawoye
at Saint Michael's	11.16.22	74-75 L	DNP	DNP	DNP	0-0-0	10-5-8	DNP	20-9-0	9-5-3
ADELPHI	11.19.22	W 82-64	3-0-0	DNP	0-0-0	2-2-0	15-7-3	0-2-0	13-6-1	18-7-8
at Saint Rose	11.22.22	W 69-65	DNP	DNP	DNP	DNP	16-4-4	2-0-0	22-5-3	5-4-0
at Indiana (Pa.)	11.26.22	60-65 L	DNP	DNP	DNP	0-0-0	13-3-2	0-0-0	15-3-2	7-4-8
at American Int'l	11.30.22	W 81-54	0-2-2	DNP	2-2-0	12-6-1	14-3-1	6-3-1	14-4-1	8-6-4
FRANKLIN PIERCE	12.03.22	W 67-56	DNP	DNP	DNP	2-3-1	13-4-6	0-2-0	14-3-1	9-6-3
ASSUMPTION	12.06.22	W 74-73	DNP	DNP	DNP	2-1-0	19-3-6	2-0-1	17-3-1	13-8-5
BLOOMFIELD	12.08.22	W 74-66	DNP	DNP	DNP	3-4-1	14-1-4	2-1-1	20-0-3	9-1-1
at Chestnut Hill	12.11.22	65-74 L	0-0-0	DNP	DNP	1-1-1	16-2-0	0-0-0	6-3-2	9-6-3
MOLLOY	12.29.22	W 97-72	2-1-0	DNP	2-1-1	8-7-0	15-4-2	3-2-0	24-4-3	10-4-7
LE MOYNE	12.31.22	W 69-50	DNP	DNP	DNP	3-2-0	13-6-7	0-2-0	12-1-2	12-4-4
at Georgian Court	01.04.23									
at Saint Anselm	01.07.23									
at So New Hampshire	01.10.23									
SO CONNECTICUT	01.14.23									
at Bentley	01.18.23									
PACE	01.21.23									
at Adelphi	01.24.23									
at Franklin Pierce	01.28.23									
SAINT ROSE	02.01.23									
AMERICAN INT'L	02.01.23									
SAINT MICHAEL'S	02.07.23									
at Assumption	02.11.23									
STATEN ISLAND	02.15.23									
at Le Moyne	02.18.23									
SAINT ANSELM	02.21.23									
Opponent	Date	Score	12	13	15	20	21	22	23	34
			Majak	Kellman	McMillan	Gill	Simmon	Edokpayi	Braithwaite	Thomas
at Saint Michael's	11.16.22	74-75 L	10-7-2	DNP	DNP	DNP	DNP	0-3-0	5-3-1	20-3-2
ADELPHI	11.19.22	W 82-64	8-6-0	0-0-0	DNP	DNP	DNP	0-1-0	4-1-3	19-1-1
at Saint Rose	11.22.22	W 69-65	6-10-1	DNP	0-2-1	DNP	DNP	0-1-0	3-1-0	15-4-2
at Indiana (Pa.)	11.26.22	60-65 L	11-11-0	DNP	0-0-0	DNP	DNP	DNP	0-1-1	14-5-1
at American Int'l	11.30.22	W 81-54	6-11-1	DNP	2-2-0	DNP	DNP	0-0-0	1-0-1	16-3-0
FRANKLIN PIERCE	12.03.22	W 67-56	14-10-0	DNP	DNP	DNP	DNP	DNP	0-1-0	15-5-2
ASSUMPTION	12.06.22	W 74-73	9-8-1	DNP	6-0-0	DNP	DNP	0-0-0	0-1-1	6-3-0
BLOOMFIELD	12.08.22	W 74-66	10-13-1	DNP	0-6-2	DNP	DNP	DNP	4-3-1	12-6-1
at Chestnut Hill	12.11.22	65-74 L	7-9-0	DNP	6-2-1	DNP	DNP	DNP	8-0-0	12-4-0
MOLLOY	12.29.22	W 97-72	11-9-1	0-0-0	2-3-2	DNP	DNP	4-0-0	6-1-0	12-4-3
LE MOYNE	12.31.22	W 69-50	12-19-1	DNP	2-0-0	DNP	DNP	DNP	1-1-1	14-4-3
at Georgian Court	01.04.23									
at Saint Anselm	01.07.23									
at So New Hampshire	01.10.23									
SO CONNECTICUT	01.14.23									
at Bentley	01.18.23									
PACE	01.21.23									
at Adelphi	01.24.23									
at Franklin Pierce	01.28.23									
SAINT ROSE	02.01.23									
AMERICAN INT'L	02.01.23									
SAINT MICHAEL'S	02.07.23									
at Assumption	02.11.23									
STATEN ISLAND	02.15.23									
at Le Moyne	02.18.23									
SAINT ANSELM	02.21.23									

OPPONENT GAME-BY-GAME STATISTICS

DATE	OPPONENT	FG-FGA	PCT.	3P-3PA	PCT.	FT-FTA	PCT.	OR-DR-RB	A	TO	BLK	STL	PTS
11/16	New Haven	30-60	.500	5-14	.357	9-12	.750	10-29-39	16	14	4	7	74
	at Saint Michael's	26-59	.441	14-35	.400	9-12	.750	5-21-26	18	10	3	8	75
11/19	NEW HAVEN	33-55	.600	8-18	.444	8-12	.667	1-32-33	16	10	4	7	82
	vs. Adelphi	23-61	.377	12-39	.308	6-10	.600	8-23-31	14	12	0	3	64
11/22	New Haven	29-59	.492	2-10	.105	9-14	.643	7-29-36	10	21	2	8	69
	at Saint Rose	26-70	.371	9-36	.250	4-4	1.000	13-25-38	13	21	3	12	65
11/26	New Haven	22-54	.407	8-23	.348	8-11	.727	9-26-35	14	16	3	5	60
	at Indiana (Pa.)	21-53	.396	4-14	.286	19-20	.950	7-24-31	10	10	5	11	65
11/30	New Haven	29-54	.537	10-23	.435	13-17	.765	11-32-43	12	10	1	3	81
	at American Int'l	20-56	.357	9-30	.300	5-6	.833	4-15-19	9	6	0	4	54
12/3	NEW HAVEN	25-59	.424	7-21	.333	10-14	.714	5-35-40	13	8	5	4	67
	vs. Franklin Pierce	20-62	.323	10-33	.303	6-9	.667	8-32-40	9	10	0	4	56
12/6	NEW HAVEN	29-48	.604	8-20	.400	8-11	.727	0-33-33	15	11	4	4	74
	vs. Assumption	28-67	.418	14-42	.333	3-5	.600	8-22-30	14	6	3	2	73
12/8	NEW HAVEN	29-61	.475	8-23	.348	8-11	.727	6-33-39	15	11	5	7	74
	vs. Bloomfield	28-67	.418	10-22	.455	0-0	.000	6-29-35	8	8	3	7	66
12/11	New Haven	21-57	.368	5-24	.208	18-26	.692	7-22-29	7	7	5	4	65
	at Chestnut Hill	26-55	.473	7-17	.412	15-24	.625	11-33-44	14	13	1	1	74
12/29	NEW HAVEN	36-60	.600	11-26	.423	14-18	.778	6-35-41	18	19	8	10	97
	vs. Molloy	26-66	.394	10-30	.333	10-15	.667	7-20-27	13	14	3	12	72
12/31	NEW HAVEN	29-66	.439	5-22	.227	6-9	.667	9-35-44	18	6	4	3	69
	vs. Le Moyne	19-58	.328	7-17	.412	5-11	.455	9-30-39	12	12	6	3	50
1/4	NEW HAVEN												
	vs. Georgian Court												
1/7	New Haven												
	at Saint Anselm												
1/10	New Haven												
	at So New Hampshire												
1/14	NEW HAVEN												
	vs. So Connecticut												
1/18	New Haven												
	at Bentley												
1/21	NEW HAVEN												
	vs. Pace												
1/24	New Haven												
	at Adelphi												
1/28	New Haven												
	at Franklin Pierce												
2/1	NEW HAVEN												
	vs. Saint Rose												
2/4	NEW HAVEN												
	vs. American Int'l												
2/7	NEW HAVEN												
	vs. Saint Michael's												
2/11	New Haven												
	at Assumption												
2/15	NEW HAVEN												
	vs. Staten Island												
2/18	New Haven												
	at Le Moyne												
2/21	NEW HAVEN												
	vs. Saint Michael's												

GAME 12: NEW HAVEN AT GEORGIAN COURT

2022-23 SEASON STATISTICS

RECORD	OVERALL	HOME	AWAY	NEUTRAL
ALL GAMES	8-3	6-0	2-3	0-0
CONFERENCE	6-1	4-0	2-1	0-0
NON-CONFERENCE	2-2	2-0	0-2	0-0

#	Player	GP-GS	Min--Avg	FG-FGA	Pct	3FG-FGA	Pct	FT-FTA	Pct	Off-Def	Tot	Avg	PF	A	TO	Blk	Stl	Pts	Avg
10	Ty Perry	11-11	348--31.6	73-152	.480	11-42	.262	20-27	.741	9-32	41	3.7	14	18	18	1	10	177	16.1
4	Quashawn Lane	11-11	363--33.0	63-111	.568	9-23	.391	23-27	.852	6-36	42	3.8	20	43	26	5	15	158	14.4
34	Davontrey Thomas	11-11	371--33.7	55-130	.423	32-85	.376	13-17	.765	12-30	42	3.8	11	15	9	1	6	155	14.1
11	Victor Olawoye	11-11	349--31.7	35-81	.432	11-36	.306	28-39	.718	3-52	55	5.0	18	46	22	0	18	109	9.9
12	Majur Majak	11-11	341--31.0	45-60	.750	4-9	.444	10-12	.833	14-99	113	10.3	21	8	14	35	6	104	9.5
3	Justin Hendrick	10-0	109--10.9	11-41	.268	6-23	.261	5-9	.556	1-25	26	2.6	8	4	11	0	2	33	3.3
23	Sean Braithwaite	11-0	151--13.7	12-27	.444	3-11	.273	5-10	.500	3-10	13	1.2	12	9	7	2	1	32	2.9
15	Kendall McMillan	7-0	63--8.9	5-13	.385	0-2	.000	6-11	.545	3-12	15	2.1	1	6	9	0	3	16	2.3
5	Joshua Hopson	10-0	64--6.4	7-8	.875	0-0	.000	1-2	.500	2-10	12	1.2	4	3	5	1	0	15	1.5
2	Tarese Morse	3-0	17--5.5	2-2	1.000	0-0	.000	0-1	.000	2-1	3	1.0	1	0	1	0	1	4	1.3
0	Andre Francis	4-0	19--4.7	1-2	.500	1-2	.500	0-0	.000	1-1	2	0.5	4	2	0	0	0	3	0.8
22	Jason Edokpayi	6-0	22--3.7	2-5	.400	0-0	.000	0-0	.000	2-3	5	0.8	4	0	2	0	0	4	0.7
13	Christian Kellman	2-0	5--2.5	0-0	.000	0-0	.000	0-0	.000	0-0	0	0.0	2	0	1	0	0	0	0.0
TEAM										11-27	38	3.8			8				
NEW HAVEN TOTAL		11		312-633	.493	77-233	.330	111-155	.716	71-341	412	37.5	120	154	133	45	62	812	73.8
OPPONENTS TOTAL		11		263-674	.390	106-315	.337	82-116	.707	86-274	360	32.7	152	134	122	27	67	714	64.9

	New Haven	Opponent
SCORING	812	714
Points Per Game	73.8	64.9
Scoring Margin	+8.9	-
FIELD GOALS	312-633	263-674
Field Goals pct	.493	.390
3-POINT FG-ATT	77-233	106-315
3-point FG pct	.330	.337
3-point FG made per game	7.0	9.6
FREE THROWS-ATT	111-155	82-116
Free Throw pct	.716	.707
F-Throws made per game	10.1	7.5
REBOUNDS	412	360
Rebounds per game	37.5	32.7
Rebounding Margin	+4.7	-
ASSISTS	154	134
Assists per game	14.0	12.2
TURNOVERS	133	122
Turnovers per game	12.1	11.1
Turnover Margin	-1.0	-
Assist/Turnover Ratio	1.2	1.1
STEALS	62	67
Steals per game	5.6	6.1
BLOCKS	45	27
Blocks per game	4.1	2.5
ATTENDANCE	1,572	2,122
Home Games avg. per game	6-262	5-424
Neutral site avg. per game	-	-

Score by Periods	1st	2nd	OT	Totals
New Haven	387	417	8	812
Opponents	329	381	4	714

Date	Opponent	Score	Att.
* 11/16/22	at Saint Michael's	L 74-75	549
* 11/19/22	ADELPHI	W 82-64	362
* 11/22/22	at Saint Rose	W (ot) 69-65	243
11/26/22	at No. 3 Indiana (Pa.)	L 60-65	1,103
* 11/30/22	at American Int'l	W 81-54	
* 12/03/22	FRANKLIN PIERCE	W 67-56	342
* 12/06/22	ASSUMPTION	W 74-73	321
12/08/22	BLOOMFIELD	W 74-66	316
12/11/22	at Chestnut Hill	L 65-74	227
12/29/22	MOLLOY	W 97-72	97
* 12/31/22	LE MOYNE	W 69-50	134

* - Northeast-10 Conference Game