

# NEW HAVEN CHARGERS

## MEN'S BASKETBALL

### DAN RUEDE

Assistant Director of Athletics / Strategic Communications  
Charger Gym, 300 Boston Post Road, West Haven, CT 06516  
O: 203.932.7025 | C: 203-535-9503  
druede@newhaven.edu | www.NewHavenChargers.com

### 2022-23 SCHEDULE/RESULTS

OVERALL: 0-0 | NE10: 0-0

#### NOVEMBER

Wed. 16	at Saint Michael's *	7:30 p.m.
Sat. 19	ADELPHI *	3:30 p.m.
Tue. 22	at Saint Rose *	7:30 p.m.
Sat. 26	at Indiana (PA)	2:00 p.m.
Wed. 30	at American International *	7:30 p.m.

#### DECEMBER

Sat. 3	FRANKLIN PIERCE *	3:30 p.m.
Tue. 6	ASSUMPTION *	7:00 p.m.
Thu. 8	BLOOMFIELD	7:00 p.m.
Sun. 11	at Chestnut Hill	2:00 p.m.
Thu. 29	MOLLOY	7:00 p.m.
Sat. 31	LE MOYNE *	3:30 p.m.

#### JANUARY

Wed. 4	at Georgian Court	12:00 p.m.
Sat. 7	at Saint Anselm *	3:30 p.m.
Tue. 10	at Southern New Hampshire *	7:30 p.m.
Sat. 14	SOUTHERN CONNECTICUT *	3:30 p.m.
Wed. 18	at Bentley *	7:30 p.m.
Sat. 21	PACE *	3:30 p.m.
Tue. 24	at Adelphi *	7:30 p.m.
Sat. 28	at Franklin Pierce *	3:30 p.m.

#### FEBRUARY

Wed. 1	SAINT ROSE *	7:30 p.m.
Sat. 4	AMERICAN INTERNATIONAL *	3:30 p.m.
Tue. 7	SAINT MICHAEL'S *	7:30 p.m.
Sat. 11	at Assumption *	3:30 p.m.
Wed. 15	STATEN ISLAND *	7:30 p.m.
Sat. 18	at Le Moyne *	3:30 p.m.
Tue. 21	SAINT ANSELM *	7:30 p.m.
Fri. 24	NE10 Championship First Round	TBD
Sun. 26	NE10 Championship Quarterfinal	TBD

#### MARCH

Wed. 1	NE10 Championship Semifinal	TBD
Sat. 4	NE10 Championship Final	TBD
Mar. 11-14	NCAA East Region Championship	TBD
Mar. 22-25	NCAA Final Eight	TBD

\* Northeast-10 Conference game

Home games in **BOLD CAPS** played at Charger Gymnasium



NEW HAVEN (0-0, 0-0 NE10)  
**CHARGERS**

### AT A GLANCE

Opening Tip .....	7:30 p.m.
Location .....	Colchester, Vt.
Venue .....	Ross Sports Center
Capacity .....	2,500
Live Video .....	SMCAthletics.com
Live Stats .....	SMCAthletics.com
All-Time Series .....	New Haven 14-11
Active Streak .....	W4
Last Meeting .....	New Haven 65-61 (1.8.22)
First Meeting .....	New Haven 106-88 (1978-79)
Hotaling vs. Saint Michael's .....	9-3



SAINT MICHAEL'S (0-0, 0-0 NE10)  
**PURPLE KNIGHTS**

### PROJECTED NEW HAVEN STARTERS

**4**

**QUASHAWN LANE**  
GR • 6-2 • GUARD  
TRENTON, N.J.

PPG	RPG	AST	MIN
---	---	---	---



#### NOTES:

- NE10 All-Conference Second Team
- Second on the team in scoring (13.5 ppg) & rebounding (5.3 rpg)
- Led the team with 99 assists
- Second on the team with 36 steals

**10**

**TY PERRY**  
SR • 6-3 • FORWARD  
BOSTON, MASS.

PPG	RPG	AST	MIN
---	---	---	---



#### NOTES:

- Transferred from Buffalo

**11**

**VICTOR OLAWOYE**  
GR • 6-2 • GUARD  
ELMONT, N.Y.

PPG	RPG	AST	MIN
---	---	---	---



#### NOTES:

- Averaged 7.6 ppg & 3.8 rpg last season
- Led the team with 41 steals
- Second on the team with 90 assists

**12**

**MAJUR MAJAK**  
SR • 7-1 • CENTER  
POUGHKEEPSIE, N.Y.

PPG	RPG	AST	MIN
---	---	---	---



#### NOTES:

- Set a single season record and led all NCAA DII players with 85 blocks
- Averaged 6.1 ppg & 8.3 rpg
- Shot a team-high 60.4% from the field
- Recorded four double doubles

**34**

**DAVONTREY THOMAS**  
JR • 6-5 • FORWARD  
POUGHKEEPSIE, N.Y.

PPG	RPG	AST	MIN
---	---	---	---



#### NOTES:


- Started all 27 games last season
- Third on the team in scoring with 13.2 ppg & rebounding with 4.6 rpg
- Shot 48.3% from the field, while leading the team in 3-pt shooting with 54 made 3's

### PUT ME IN COACH I'M READY TO PLAY (FIRST OFF THE BENCH)

**23**

**SEAN BRAITHWAITE**  
JR • 6-6 • FORWARD  
CENTER MORICHES, N.Y.

PPG	RPG	AST	MIN
---	---	---	---



#### NOTES:

- Appeared in 21 games last season, starting three
- Scored in double figures twice last season



# GAME 1: NEW HAVEN AT SAINT MICHAEL'S

## 2022-23 NEW HAVEN CHARGERS NUMERICAL ROSTER








##	Name	Cl.	Po.	Ht.	Wt.	Hometown / High School / Last School	Pronunciation Guide
0	Andre Francis	Gr.	F	6-6	185	Hartford, Conn. / The Master's School / Concordia (N.Y.)	
1	Jean Bernard	So.	F	6-6	190	Trenton, N.J. / Trenton Catholic Academy	
2	Tarese Morse	So.	F	6-5	210	Springfield, Mass. / Springfield / Hutchinson CC	
3	Justin Hendrick	So.	G	6-2	175	Valley Stream, N.Y. / St. Francis / Niagara CC	
4	Quashawn Lane	Gr.	G	6-2	175	Trenton, N.J. / Trenton Catholic Academy	qway-shawn
5	Joshua Hopson	Fr.	F	6-8	255	Jersey City, N.J. / MacDuffie School	
10	Ty Perry	Sr.	F	6-3	200	Boston, Mass. / Brighton / Buffalo	
11	Victor Olawoye	Gr.	G	6-2	185	Elmont, N.Y. / Elmont Memorial / Gannon	oh-la-woah-ye
12	Majur Majak	Sr.	C	7-1	235	Poughkeepsie, N.Y. / The Patrick School	major muh-jok
13	Christian Kellman	So.	G	6-10	170	Little Neck, N.Y. / John Adams	
15	Kendall McMillan	Sr.	G	6-1	180	Baltimore, Md. / Mount Saint Joseph	
20	Adriel Gill	Sr.	G	6-2	195	Meriden, Conn. / Platt	
21	Ethan Simmon	Fr.	F	6-5	190	Edison, N.J. / St. Joseph Metuchen	
22	Jason Edokpayi	So.	F	6-6	220	Laurel, Md. / Mount St. Joseph / Fairfield	ee-dough-pie-yay
23	Sean Braithwaite	Jr.	F	6-6	220	Center Moriches, N.Y. / Center Moriches	brayth-wait
25	Kyle Kearson	Fr.	F	6-4	170	West Haven, Conn. / West Haven	
34	Davontrey Thomas	Jr.	F	6-5	200	Poughkeepsie, N.Y. / Poughkeepsie	

**Head Coach:** Ted Hotaling (Albany '95) – 12th Season

**Assistant Coach:** Derrick Seldon (Western Connecticut '15) - Second Season

**Graduate Assistant Coach:** Devon Moore (New haven '22) - First Season

**Volunteer Assistant Coach:** Shawn Mobilio - Second Season







VS



## TALE OF THE TAPE

0-0, 0-0.....	OVERALL RECORD .....	2-0, 0-0
.....	CURRENT STREAK .....	W2
.....	POINTS PER GAME .....	70.0
.....	OPP POINTS PER GAME.....	64.5
.....	SCORING MARGIN .....	+5.5
.....	FIELD GOAL PCT .....	.353
.....	OPP FIELD GOAL PCT .....	.370
.....	3-POINT FG PCT .....	.333
.....	OPP 3-POINT FG PCT .....	.235
.....	3PT MADE/GAME.....	9.5
.....	FREE THROW PCT .....	.711
.....	REBOUNDS PER GAME.....	49.0
.....	OPP. REBOUNDS PER GAME. ....	43.5
.....	REBOUND MARGIN .....	+5.5
.....	TURNOVERS PER GAME.....	14.0
.....	TURNOVER MARGIN .....	-1.5
.....	ASSISTS PER GAME .....	10.5
.....	STEALS PER GAME.....	13.0
.....	BLOCKS PER GAME .....	2.5

## STATISTICAL LEADERS

### SCORING

NEW HAVEN	SAINT MICHAEL'S
.....	Brzezinski..... 16.0
.....	Reid..... 15.0
.....	Crews..... 14.5

### REBOUNDING

NEW HAVEN	SAINT MICHAEL'S
.....	Duniver..... 7.0
.....	REid/Kabimba..... 5.5

### ASSISTS

NEW HAVEN	SAINT MICHAEL'S
.....	Reid..... 4
.....	Duniver/Brown..... 3

### STEALS

NEW HAVEN	SAINT MICHAEL'S
.....	Oyigbo..... 4
.....	Brown..... 3

### BLOCKS

NEW HAVEN	SAINT MICHAEL'S
.....	Milojevic..... 3
.....	Reid/Kabimba..... 1

### THE LEAD

It's been over eight months since the last time the New Haven men's basketball team has taken the court after falling to Saint Thomas Aquinas, 61-71, in the NCAA Division II Regional Semifinals. The Chargers will head to Vermont, where they will begin the 2022-23 regular season with the Saint Michael's Purple Knights. This will be the first time since the 2014-15 season that the Chargers will begin a season with conference play. The season-opener will be played at Vincent C. Ross Sports Complex and tip off is set for 7:30 P.M.

### SCOUTING NEW HAVEN

Despite falling short in the NE10 Championship Quarterfinals last season, the Chargers open as NE10 favorites, earning the top spot in the poll with 133 points and five first-place votes. After an 18-9 regular season, New Haven qualified for the 2022 NCAA East Regional and advanced to the semifinal round. It was the second time in three seasons that the Chargers earned an NCAA postseason berth.

Although they have yet to play in the new season, the Chargers outscored their opponents on average 72.1-63.9 while shooting a conference third-highest 46.5 percent from the floor. The Chargers also shot 35.2 percent from beyond the arc and 71.2 percent from the line. New Haven also outrebounded their competition by a total of 982 to 942 while averaging 36.4 boards per game. As the season of giving approaches, the Chargers are no strangers to sharing the ball, having averaged 13.4 assists a year ago.

Led by resident shot blocker, Majur Majak (Poughkeepsie, N.Y./), the Chargers were tied for second in the Northeast-10 with 4.5 blocks per game.

### SCOUTING SAINT MICHAEL'S

Coming off the heels of an 8-16 season in 2021-22, the Purple Knights were voted 11th in the Northeast-10 Conference Men's Basketball Coaches' Poll with 43 points. Through the first week, Saint Michael's has competed in three games, one of which was a 78-58 exhibition loss to the Vermont Catamounts. The Purple Knights enter the matchup with a 2-0 record after defeating Chestnut Hill and Caldwell in the Assumption Tip-Off Classic last weekend.

The Purple Knights, who are averaging 70 points per game as a team to begin the year, are led in scoring by freshman guard Alan Brzezinski. Brzezinski is averaging 16 points per game off the bench after dropping 20 in the team's 77-70 win over Chestnut Hill. After shooting 68.8 percent from the floor and 6-for-8 on three-pointers while pulling 4.0 rebounds in a 2-0 week, the freshman from Sweden was named NE10 Rookie of the Week.

Starting guards Romar Reid and CJ Crews average 15 and 14.5 points, respectively. The former of the two also leads the team with two assists per game while also pulling down an average of 5.5 boards. After losing senior forward Patrick Gardner, the Purple Knights turn to sophomore Jacob Duniver, who is the team's lead rebounder right now.



GAME 1: NEW HAVEN AT SAINT MICHAEL'S

As a team, Saint Michael's is shooting 35.3 percent from the field, 33.3 percent from beyond the perimeter and 71.1 percent at the line. In addition to averaging 70 points per game, the Purple Knights also average 49 rebounds and 10.5 assists.

SERIES HISTORY VS SAINT MICHAEL'S

This will be the 26th meeting between the two NE10 programs. New Haven holds the advantage in the series as they enter the matchup with all-time record of 14-11. The Chargers are currently on a four-game winning streak against the Purple Knights, having not fallen to Saint Michael's since a 63-66 loss in 2017. The series dates all the way back to 1978 when the Chargers won the inaugural game of the series in dominant fashion, 106-88.

NEXT TIME OUT

The Chargers will make their home debut against the Adelphi Panthers on Saturday, Nov. 19 for the second half of a double-header with the women's basketball team, who will be playing Bloomfield. Tip-off for the men's game is scheduled for 3:30 P.M. at Charger Gymnasium. Catch all the action on Charger Sports Network or follow along with live stats!

CHARGERS IN SEASON OPENERS

In the 60-year history of New Haven men's basketball, the Chargers hold an overall record of 35-25 in season opening games. New Haven opened up its program winning the season-opener in each of the first nine years and also had a stretch of nine-straight wins during the 80's. In recent history, the Chargers are 6-5 under head coach Ted Hotaling, and have won the last three season opening games with the last defeat coming in overtime against STAC in 2017-18.

CHARGERS IN NE10 OPENERS

In the 13 years since New Haven joined the Northeast-10 Conference, the Chargers hold a 4-9 record in their league opener. The Blue and Gold dropped its first three conference openers, with the initial win in an NE10 opener coming in 2011-12 against Saint Rose. Most recently, the Chargers have dropped their last two NE10 openers, while prior to that they were riding a streak of three-straight wins in conference openers, defeating Le Moyne in 2016-17 and Adelphi in 2017-18 and 2018-19.

UNDER YOUR WATCHFUL EYE

Before even stepping foot on the court in 2022-23, the New Haven men's basketball team is already under the watchful eye of the East Region voters on the Division II SIDA poll. Heading into week one, New Haven is third in the regional poll, earning one of the six possible first place votes. The Chargers trail Bentley and Pace in this first release of the poll which will be updated weekly throughout the regular season.

UNDER YOUR WATCHFUL EYE PART DEUX

In addition to the regional poll listed above, the Chargers also garnering attention nationally, listed among those schools receiving votes in the first Top-25 coaches poll released by the National Association of Basketball Coaches. This poll, which is voted on by coaches representing each conference in NCAA Division II is also updated weekly.

RETURNING CHARGERS

A familiar face will be missing from the floor this season as Derrick Rowland, who became the 37th member of the 1,000 point club, concluded his collegiate career last season. Fortunately, the Chargers will have four of their five starters from a season ago returning, including their points leader, Davontrey Thomas. Thomas averaged 13.2 points per game, 357 points total, while also pulling down 4.6 average rebounds. Another key player returning in the Blue & Gold is reigning NE10 Defensive Player of the Year, Majak. In addition to leading the NCAA Division II level with 3.2 blocks per game, the 7'1 center averaged 6.1 points and 8.3 rebounds during the 2021-22 campaign. Majak's 85 total blocks, which led the team and the Northeast-10, set a single season school record. Guards Quashawn Lane and Victor Olawoye will also be returning for another season after averaging 13.5 and 7.6 points, respectively. Lane, who was named the New Haven men's basketball Most Valuable Player last season, also led the team with 99 assists.

Also returning from the 2021-22 roster are:  
**Andre Francis**  
(Hartford, Conn./The Master's School)  
**Jean Bernard**  
(Trenton, N.J./Trenton Catholic Academy)  
**Christian Kellman**  
(Little Neck, N.Y./John Adams High School)  
**Kendall McMillan**  
(Columbia, Md./Mount Saint Joseph)  
**Adriel Gill**  
(Meriden, Conn./Platt)

CHARGERS RECORD WHEN...

Overall.....	0-0
Home .....	0-0
Away .....	0-0
Neutral .....	0-0

BY MONTH

November.....	0-0
December.....	0-0
January .....	0-0
February .....	0-0
March .....	0-0

BY DAYS OF THE WEEK

Monday .....	0-0
Tuesday.....	0-0
Wednesday.....	0-0
Thursday.....	0-0
Friday.....	0-0
Saturday .....	0-0
Sunday .....	0-0

CLOSE GAMES

New Haven leads with 5:00 left in game.....	0-0
New Haven trails with 5:00 left in game.....	0-0
Tied with 5:00 left to play.....	0-0
Decided by five points or less.....	0-0
Decided by 6-10 points.....	0-0
Games decided by 11-plus points.....	0-0
Overtime .....	0-0

OFFENSIVE OUTPUT

New Haven scores less than 50 pts .....	0-0
New Haven scores 50-59 pts .....	0-0
New Haven scores 60-69 pts .....	0-0
New Haven scores 70-79 pts .....	0-0
New Haven scores 80 or more pts .....	0-0

DEFENSIVE OUTPUT

Opponent scores less than 50 pts.....	0-0
Opponent scores 50-59 pts .....	0-0
Opponent scores 60-69 pts .....	0-0
Opponent scores 70-79 pts.....	0-0
Opponent scores 80 or more pts .....	0-0

NEW HAVEN FROM THE FIELD

New Haven shoots below 30% .....	0-0
New Haven shoots 30-40% .....	0-0
New Haven shoots 40-50% .....	0-0
New Haven shoots above 50% .....	0-0
New Haven shoots higher % than opp.....	0-0
New Haven shoots lower % than opp.....	0-0
New Haven shoots same % as opp .....	0-0

REBOUNDING

Outrebounded opponent .....	0-0
Outrebounded by opponent.....	0-0
Rebounds are equal.....	0-0

MISCELLANEOUS

Leading at halftime.....	0-0
Trailing at halftime .....	0-0
Tied at halftime.....	0-0
Has two players or less in double figures .....	0-0
Has three players in double figures .....	0-0
Has four or more players in double figures.....	0-0
Commit same or less TO than opp.....	0-0
Commit more TO than opp. ....	0-0
Games following a win.....	0-0
Games following a loss.....	0-0
Makes more or same 3FGs than opp .....	0-0
Makes less 3FGs than opp .....	0-0
Makes more or same FTs than opp .....	0-0
Makes fewer FTs than opp.....	0-0

CHARGERS BY THE NUMBERS			
DOUBLE DIGIT SCORING	22-23	NE10	CAREER
Braithwaite	--	--	1
Lane	--	--	45
Majak	--	--	6
Olawoye	--	--	7
Thomas	--	--	30
20+ POINT GAMES	22-23	NE10	CAREER
Lane	--	--	7
Thomas	--	--	3
10+ REB GAMES	22-23	NE10	CAREER
Lane	--	--	1
Majak	--	--	7
Thomas	--	--	4
5+ ASSIST GAMES	22-23	NE10	CAREER
Lane	--	--	19
McMillan	--	--	2
Olawoye	--	--	7
Thomas	--	--	1
10+ ASSIST GAMES	22-23	NE10	CAREER
5+ BLOCK GAMES	22-23	NE10	CAREER
Majak	--	--	5
5+ STEAL GAMES	22-23	NE10	CAREER
Lane	--	--	1
Olawoye	--	--	1
DOUBLE-DOUBLE (P/R)	22-23	NE10	CAREER
Lane	--	--	1
Majak	--	--	4
Thomas	--	--	4
GAMES STARTED	22-23	NE10	CAREER
Braithwaite	--	--	3
Lane	--	--	76
Majak	--	--	26
McMillan	--	--	1
Olawoye	--	--	20
Thomas	--	--	56

**Sean Braithwaite**  
*(Center Moriches, N.Y./Center Moriches)*

NEW TO THE ROSTER

Head Coach Ted Hotaling has brought on seven new players for the new season. Four of the new additions will come to New Haven as transfers while three are freshmen.

**Ty Perry** (Boston, Mass./Brighton) comes from Buffalo where he appeared in 12 games off the bench, averaging 2.2 points per game. Prior to Buffalo, he played three seasons with the Fordham Rams where he started 21 of the 72 games he played in.

**Justin Hendrick** (Valley Stream, N.Y./St. Francis) transferred to New Haven from Niagara Community College where he averaged 16.7 points, 5.0 rebounds and 2.8 assists on 42.7 percent shooting as a freshman. Hendrick tied a single-game school record with a season-high 43 points and was named an NJCAA Division II First Team All-American, one of eight in program history. He also helped lead the Thunderwolves to a Region III championship and a NJCAA Div. 11 National Tournament appearance.

**Tarese Morse** (Springfield, Mass./Springfield) began his collegiate career at Cowley College before transferring to Hutchinson Community College for the 2021-22 season. He averaged 3.7 points and 3.6 rebounds on 41.5 percent shooting for the Blue Dragons including a career-high 10 points in team's 102-96 loss to Dodge City Community College.

**Jason Edokpayi** (Laurel, Md./Mount St. Joseph) transferred to New Haven but didn't have to travel far as he comes from Fairfield University where he spent the past two seasons. He appeared in 12 games in his Fairfield tenure, starting in five of them, while averaging 2.1 points and 1.3 rebounds per game.

**Joshua Hopson** (Jersey City, N.J./MacDuffie School), **Ethan Simmon** (Edison, N.J./St. Joseph Metuchen), and **Kyle Kearson** (West Haven, Conn./West Haven) will also be making their Charger debut on the court dressed in Blue and Gold this season. The latter of the three was a hometown hero across town at West Haven High School where he helped lead the Blue Devils to their first Southern Connecticut Conference championship, scoring a team-high 17 points in the title game.

AT THE HELM

Head coach Ted Hotaling enters his 12th season strolling the sidelines alongside his Chargers. With 173 career victories, Ted Hotaling stands second among nine head coaches in the history of the New Haven men's basketball program and with 27 more wins would become just the second coach in program history to win 200 career games. Named the ninth head coach in program history on March 31, 2010, Hotaling led the Chargers to back-to-back appearances in the Northeast-10 Conference Championship game, a pair of nine total appearances in the conference tournament under his tutelage. In addition, Hotaling's teams have earned four bids to the NCAA Division II National

TEAM STATISTICS							
	All Games	Home	Away	Neutral	Non-Conf.	Conf. Games	Postseason
RECORD	-	-	-	-	-	-	-
SCORING	-	-	-	-	-	-	-
Points per game	-	-	-	-	-	-	-
Scoring margin	-	-	-	-	-	-	-
FIELD GOALS-ATT	-	-	-	-	-	-	-
Field goal pct	-	-	-	-	-	-	-
3 POINT FG-ATT	-	-	-	-	-	-	-
3-point FG pct	-	-	-	-	-	-	-
3-pt FG made per game	-	-	-	-	-	-	-
FREE THROWS-ATT	-	-	-	-	-	-	-
Free throw pct	-	-	-	-	-	-	-
REBOUNDS	-	-	-	-	-	-	-
Rebounds per game	-	-	-	-	-	-	-
Rebounding margin	-	-	-	-	-	-	-
ASSISTS	-	-	-	-	-	-	-
Assists per game	-	-	-	-	-	-	-
TURNOVERS	-	-	-	-	-	-	-
Turnovers per game	-	-	-	-	-	-	-
Turnover margin	-	-	-	-	-	-	-
Assist/turnover ratio	-	-	-	-	-	-	-
STEALS	-	-	-	-	-	-	-
Steals per game	-	-	-	-	-	-	-
BLOCKS	-	-	-	-	-	-	-
Blocks per game	-	-	-	-	-	-	-

GAME 1: NEW HAVEN AT SAINT MICHAEL'S

Tournament, the most recent coming in 2022.

PRESEASON POLL

In a poll of the league's 13 head coaches, the New Haven men's basketball team was predicted to win the NE10 title in 2022-23, earning five of the 13 possible first place votes. This comes on the heels of closing out the 2021-22 season with an 18-9 record and earning a trip to the NCAA East Region Semifinal round.

2022-23 Northeast-10 Men's Basketball Coaches' Poll

- 1. New Haven – 133 (5)
- 2. Pace – 127 (4)
- 3. Bentley – 126 (4)
- 4. Saint Anselm – 111
- 5. Southern New Hampshire – 102
- 6. Adelphi – 82
- 7. Franklin Pierce – 67
- 8. Le Moyne – 65
- T-9. Assumption – 57
- T-9. Saint Rose – 57
- 11. Saint Michael's – 43
- 12. Southern Connecticut – 29
- 13 – American International – 15

(#) indicates first-place votes  
**BUILDING FOR THE FUTURE**  
If you haven't visited North Campus recently you haven't seen the construction taking place adjacent to Charger Gymnasium. The site is the future home of the Peterson Performance Center, a state of the art facility that will house strength and conditioning, sports medicine, a new football locker room and meeting space with the ability to be tailored for the many different needs of all 20 varsity Charger athletic teams. The entire facility will measure 7,000 square feet and house 20 Olympic style weightlifting racks and a 60-yard turf agility and conditioning area. Construction is scheduled to be completed during the fall with the building opening for the Spring 2023 semester.



NORTHEAST-10 CONFERENCE STANDINGS

Through Games of Nov. 13

	NE10			OVERALL		
	W	L	PCT	W	L	PCT
Assumption	0	0	.000	2	0	1.000
Bentley	0	0	.000	2	0	1.000
Pace	0	0	.000	2	0	1.000
Saint Michael's	0	0	.000	2	0	1.000
Adelphi	0	0	.000	1	1	.500
Franklin Pierce	0	0	.000	1	1	.500
Saint Anselm	0	0	.000	1	1	.500
Saint Rose	0	0	.000	1	1	.500
So. New Hampshire	0	0	.000	1	1	.500
New Haven	0	0	.000	0	0	.000
American Int'l	0	0	.000	0	2	.000
Le Moyne	0	0	.000	0	2	.000
So. Connecticut	0	0	.000	0	2	.000

SCORING BREAKDOWN (NEW HAVEN/OPPONENT)

Game	Pts in Paint	Pts off TDs	2nd ch. Pts.	1st Half Pts.	2nd Half Pts.	OT	FT	FB	Starter	Bench
at Saint Michael's										
ADELPHI										
at Saint Rose										
at Indiana (PA)										
at American Int'l										
FRANKLIN PIERCE										
ASSUMPTION										
BLOOMFIELD										
at Chestnut Hill										
MOLLOY										
LE MOYNE										
at Georgian Court										
at Saint Anselm										
at So. New Hampshire										
SO CONNECTICUT										
at Bentley										
PACE										
at Adelphi										
at Franklin Pierce										
SAINT ROSE										
AMERICAN INT'L										
SAINT MICHAEL'S										
at Assumption										
STATEN ISLAND										
at Le Moyne										
SAINT ANSELM										

CLASS SCORING

	Fr.	So.	Jr.	Sr.	Gr.
at Saint Michael's					
ADELPHI					
at Saint Rose					
at Indiana (PA)					
at American Int'l					
FRANKLIN PIERCE					
ASSUMPTION					
BLOOMFIELD					
at Chestnut Hill					
MOLLOY					
LE MOYNE					
at Georgian Court					
at Saint Anselm					
at So New Hampshire					
SO CONNECTICUT					
at Bentley					
PACE					
at Adelphi					
at Franklin Pierce					
SAINT ROSE					
AMERICAN INT'L					
SAINT MICHAEL'S					
at Assumption					
STATEN ISLAND					
at Le Moyne					
SAINT ANSELM					
TOTAL					

GAME-BY-GAME STARTERS

GAME					
at Saint Michael's	-	-	-	-	-
ADELPHI	-	-	-	-	-
at Saint Rose	-	-	-	-	-
at Indiana (PA)	-	-	-	-	-
at American Int'l	-	-	-	-	-
FRANKLIN PIERCE	-	-	-	-	-
ASSUMPTION	-	-	-	-	-
BLOOMFIELD	-	-	-	-	-
at Chestnut Hill	-	-	-	-	-
MOLLOY	-	-	-	-	-
LE MOYNE	-	-	-	-	-
at Georgian Court	-	-	-	-	-
at Saint Anselm	-	-	-	-	-
at So. New Hampshire	-	-	-	-	-
SO CONNECTICUT	-	-	-	-	-
at Bentley	-	-	-	-	-
PACE	-	-	-	-	-
at Adelphi	-	-	-	-	-
at Franklin Pierce	-	-	-	-	-
SAINT ROSE	-	-	-	-	-
AMERICAN INT'L	-	-	-	-	-
SAINT MICHAEL'S	-	-	-	-	-
at Assumption	-	-	-	-	-
STATEN ISLAND	-	-	-	-	-
at Le Moyne	-	-	-	-	-
SAINT ANSELM	-	-	-	-	-

CHARGERS IN THE NE10

TEAM STATS

CATEGORY	RANK	STAT
SCORING OFFENSE		
SCORING DEFENSE		
FG %		
FG % DEFENSE		
FT %		
3-PT FG %		
3-PT FG % DEFENSE		
ASSISTS/GAME		
TOTAL REBOUNDING		
OFFENSIVE REB.		
DEFENSIVE REB.		
REBOUNDING MARGIN		
BLOCKED SHOTS/GAME		
STEALS/GAME		

INDIVIDUAL STATS

PLAYER	RANK	STAT
POINTS PER GAME		
REBOUNDS PER GAME		
ASSISTS PER GAME		
BLOCKS PER GAME		
STEALS PER GAME		
FIELD GOAL PERCENTAGE		
3-POINT FG PERCENTAGE		
3-POINT FG MADE		
FREE THROW %		



SEASON RECORDS

POINTS

1.	Gary Liberatore.....	1,009	.....	1965-66
2.	Gary Liberatore.....	810	.....	1963-64
3.	Gary Liberatore.....	753	.....	1964-65
4.	Herb Watkins.....	681	.....	1987-88
5.	Ronald Riordan.....	667	.....	1969-70
6.	Brian Smith.....	659	.....	1989-90
7.	Jason Williams.....	655	.....	1992-93
	Herb Watkins.....	655	.....	1986-87
9.	Ismael Caro.....	639	.....	2003-04
10.	Gary Battle.....	631	.....	1989-90

POINTS PER GAME

1.	Gary Liberatore.....	35.9	.....	1964-65
2.	Gary Liberatore.....	32.5	.....	1965-66
3.	Gary Liberatore.....	32.4	.....	1963-64
4.	Ronald Riordan.....	30.3	.....	1969-70
5.	Gary Liberatore.....	26.3	.....	1962-63
6.	Ronald Riordan.....	26.1	.....	1968-69
7.	Jason Williams.....	24.3	.....	1992-93
8.	Edgar Maull.....	23.0	.....	1981-82
9.	Jim Allen.....	22.9	.....	1977-78
10.	Herb Watkins.....	22.7	.....	1987-88

FIELD GOALS

1.	Gary Liberatore.....	402	.....	1965-66
2.	Gary Liberatore.....	324	.....	1963-64
3.	Gary Liberatore.....	296	.....	1964-65
4.	Herb Watkins.....	284	.....	1986-87
5.	Herb Watkins.....	265	.....	1987-88
6.	Ronald Riordan.....	260	.....	1969-70
7.	Phil Andros.....	258	.....	1965-66
8.	Edgar Maull.....	250	.....	1981-82
9.	Gary Liberatore.....	249	.....	1962-63
10.	Ken Sinclair.....	248	.....	1983-84

FIELD GOAL PERCENTAGE (min. 100 made)

1.	Mihailo Vasic (126-205).....	.615	.....	2016-17
	Kelvin Jackson (113-189).....	.598	.....	2008-09
3.	Dick Jackson (183-312).....	.587	.....	1964-65
4.	Herb Watkins (194-331).....	.586	.....	1985-86
5.	Robert Jamerson (171-293).....	.584	.....	2010-11
6.	Robert Glover (115-200).....	.575	.....	1995-96
7.	John Raslavsky (140-244).....	.574	.....	1965-66
8.	Nick Zauner (141-248).....	.569	.....	1999-00
9.	Fred Hill (138-243).....	.568	.....	1981-82
10.	Keith Wright (135-238).....	.567	.....	2003-04

THREE-POINT FIELD GOALS

1.	Mike Grove.....	100	.....	1991-92
2.	Mike Grove.....	86	.....	1992-93
3.	Justin Exum.....	82	.....	2012-13
4.	Justin Exum.....	80	.....	2010-11
	Danny Upchurch.....	80	.....	2017-18
6.	Jemal Mosley.....	78	.....	2014-15
7.	Brian Smith.....	71	.....	1989-90
	Elijah Bailey.....	71	.....	2019-20
9.	Justin Exum.....	70	.....	2011-12
10.	Derrick Rowland.....	69	.....	2019-20

THREE-POINT PERCENTAGE (min. 40 made)

1.	Gary Battle (55-113).....	.487	.....	1988-89
2.	Herb Watkins (56-120).....	.467	.....	1987-88
3.	Mike Stys (46-102).....	.451	.....	2010-11
4.	Justin Exum (82-190).....	.432	.....	2012-13
5.	Jerome Goforth (53-123).....	.431	.....	1995-96
6.	Jemal Mosley (48-113).....	.425	.....	2016-17
7.	Alberto Alberdi (62-147).....	.422	.....	2002-03
8.	Jason Williams (66-158).....	.418	.....	1992-93
9.	Brian Smith (71-171).....	.415	.....	1989-90
10.	Gary Battle (60-145).....	.414	.....	1989-90

FREE THROWS

1.	Gary Liberatore.....	205	.....	1965-66
2.	Gary Liberatore.....	162	.....	1963-64
3.	Gary Liberatore.....	161	.....	1964-65
4.	Ronald Riordan.....	147	.....	1969-70
5.	Bill Jeffress.....	143	.....	1986-87
6.	Ronald Riordan.....	136	.....	1968-69
7.	Hency Watt.....	126	.....	1988-89
8.	Tetrick Stonar.....	124	.....	2007-08
	Jim Allen.....	124	.....	1977-78
10.	John Sullivan.....	121	.....	2005-06
	Ismael Caro.....	121	.....	2003-04
	Anthony McKnight.....	121	.....	1985-86

FREE THROW PERCENTAGE (min. 100 made)

1.	Jason Williams (115-125).....	.920	.....	1992-93
2.	Gary Liberatore (161-191).....	.843	.....	1964-65
3.	Jack Nisbet (114-137).....	.832	.....	1966-67
4.	Gary Battle (115-139).....	.827	.....	1989-90
5.	Ronald Riordan (136-167).....	.814	.....	1968-69
6.	Jim Allen (124-153).....	.810	.....	1977-78
7.	Gary Liberatore (205-254).....	.807	.....	1965-66
8.	Jeffery Adkins (117-145).....	.807	.....	2013-14
9.	Tetrick Stonar (124-154).....	.805	.....	2007-08
10.	Ronald Riordan (147-185).....	.795	.....	1969-70

REBOUNDS

1.	Phil Andros.....	672	.....	1965-66
2.	Phil Andros.....	452	.....	1966-67
3.	Joe Pacheco.....	427	.....	1967-68
	John Raslavsky.....	425	.....	1965-66
5.	Don Dempsey.....	390	.....	1967-68
6.	Cameron Drew.....	364	.....	1984-85
7.	Eric Anderson.....	354	.....	2014-15
8.	Eric Anderson.....	352	.....	2013-14
	Joe Pacheco.....	352	.....	1969-70
	Phil Andros.....	352	.....	1964-65

ASSISTS

1.	Jack Nisbet.....	223	.....	1966-67
2.	Ken Coleman.....	193	.....	1986-87
3.	Ken Sinclair.....	192	.....	1983-84
4.	Joe Sclafani.....	186	.....	1982-83
5.	Danny Upchurch.....	179	.....	2017-18
6.	Hency Watt.....	177	.....	1988-89
7.	Ismael Caro.....	175	.....	2003-04
8.	Ken Sinclair.....	172	.....	1982-83
9.	Danny Upchurch.....	163	.....	2016-17
10.	Joe Sclafani.....	162	.....	1981-82

BLOCKS (since 1978)\*

1.	Majur Majak.....	85	.....	2021-22
2.	Eric Anderson.....	75	.....	2013-14
3.	Herb Watkins.....	73	.....	1986-87
4.	Eric Anderson.....	71	.....	2012-13
	Bill Jeffress.....	71	.....	1986-87
6.	Herb Watkins.....	66	.....	1987-88
7.	Bryan Johnson.....	60	.....	1982-83
8.	Kelvin Jackson.....	57	.....	2008-09
9.	Bryan Johnson.....	54	.....	1983-84
10.	Eric Anderson.....	51	.....	2011-12
	Larry Emery.....	51	.....	1978-79

\* Blocks were not recorded in the 1979-80 season

STEALS (since 1978)

1.	Ismael Caro.....	85	.....	2002-03
2.	Ken Coleman.....	79	.....	1986-87
3.	Ken Coleman.....	78	.....	1987-88
	Herb Watkins.....	78	.....	1987-88
5.	Ismael Caro.....	76	.....	2003-04
6.	Ken Sinclair.....	75	.....	1983-84
7.	Hency Watt.....	70	.....	1988-89
8.	Mike Summers.....	69	.....	1999-00
9.	Herb Watkins.....	63	.....	1986-87
10.	Hency Watt.....	59	.....	1987-88



## CAREER RECORDS

### SCORING (1,000-Point Club)

1. Gary Liberatore.....	3,176	1962-66
2. Herb Watkins.....	1,998	1984-88
3. Gary Battle.....	1,959	1988-91
4. Jason Williams.....	1,949	1990-93
5. Brian Smith.....	1,936	1987-91
6. Cassius Chaney.....	1,893	2006-10
7. Jim Allen.....	1,785	1975-79
8. Elijah Bailey.....	1,780	2016-20
9. Edgar Maull.....	1,681	1979-83
10. Hency Watt.....	1,655	1985-89
11. Justin Exum.....	1,635	2010-14
12. Phil Andros.....	1,627	1963-67
13. Mike Grove.....	1,589	1990-93
14. Eric Anderson.....	1,551	2011-15
15. Willie Mintz.....	1,408	1978-82
16. Greg Spicer.....	1,382	1982-86
17. Bill Jeffress.....	1,354	1984-88
18. Dick Jackson.....	1,335	1961-65
19. Ronald Riordan.....	1,323	1968-70
20. John Sullivan.....	1,322	2003-06
21. Jeffrey Adkins.....	1,308	2010-14
22. Derek Rowland.....	1,295	2017-22
23. Barry Cunningham.....	1,261	1973-77
24. Jamaal Brooks.....	1,248	2001-05
25. Ken Coleman.....	1,229	1984-88
26. Keith Wright.....	1,204	2000-04
27. Kessly Felizor.....	1,135	2016-20
28. Larry Haney.....	1,132	1975-79
29. Cameron Drew.....	1,123	1983-87
30. Jack Nisbet.....	1,113	1965-69
31. Jerome Goforth.....	1,101	1994-96
Anthony McKnight.....	1,101	1983-86
33. Ismael Caro.....	1,099	2002-04
34. Dwane Crawford.....	1,095	1990-93
35. Tetrick Stonar.....	1,056	2005-08
36. Don Dempsey.....	1,042	1964-68
37. Ken Sinclair.....	1,027	1980-84

### FIELD GOALS

1. Gary Liberatore.....	1,271	1962-66
2. Herb Watkins.....	846	1984-88
3. Jim Allen.....	744	1975-79
4. Brian Smith.....	732	1987-91
5. Cassius Chaney.....	728	2006-10
6. Jason Williams.....	725	1989-93
7. Gary Battle.....	722	1987-91
8. Edgar Maull.....	705	1979-83
9. Elijah Bailey.....	638	2016-20
10. Willie Mintz.....	623	1978-82

### FIELD GOAL PERCENTAGE (min. 200 made)

1. Kelvin Jackson (328-556).....	590	2006-10
2. Jon Castaldi (245-427).....	574	2002-06
3. Nick Zauner (213-380).....	561	1997-2000
4. John Raslavsky (211-378).....	558	1962-66
5. Kessly Felizor (400-729).....	549	2016-20
6. Bill Jeffress (491-896).....	548	1984-88
7. Fred Hill (395-726).....	544	1980-83
8. Samont Washington (410-755).....	543	1998-2001
9. Phil Andros (555-1,032).....	538	1963-67*
10. Keith Wright (494-921).....	536	2000-04
Herb Watkins (846-1,578).....	536	1984-88

\*1964-65 field goals made/attempted not available

### THREE-POINT FIELD GOALS

1. Justin Exum.....	294	2010-14
---------------------	-----	---------

2. Mike Grove.....	251	1989-93
3. Derrick Rowland.....	217	2017-22
4. Elijah Bailey.....	213	2016-20
5. Alberto Alberdi.....	190	1998-03
Gary Battle.....	190	1987-91
7. D.J. Sackmann.....	179	2005-09
8. Jason Williams.....	177	1989-93
9. Brian Smith.....	175	1987-91
10. Jeremy Williams.....	161	2009-13

### THREE-POINT PERCENTAGE (min. 100 made)

1. Jason Williams (177-419).....	422	1989-93
2. Jerome Goforth (121-295).....	410	1994-96
3. Gary Battle (190-466).....	408	1987-91
4. Brian Smith (175-437).....	400	1987-91
5. Alberto Alberdi (190-481).....	395	1998-03
6. Justin Exum (294-784).....	375	2010-14
7. Ken Coleman (106-283).....	375	1984-88
8. Mike Grove (251-671).....	374	1989-93
9. Darryl Greene (127-344).....	369	2006-10
Jemal Mosley (146-396).....	369	2013-16

### FREE THROWS

1. Gary Liberatore.....	634	1962-66
2. Hency Watt.....	398	1985-89
3. Bill Jeffress.....	372	1984-88
4. Cassius Chaney.....	336	2006-10
5. Gary Battle.....	325	1987-91
Jack Nisbet.....	325	1965-69
7. Jason Williams.....	322	1989-93
8. John Sullivan.....	314	2002-06
9. Jeffery Adkins.....	309	2010-14
10. Justin Exum.....	303	2010-14
Ken Coleman.....	303	1984-88

### FREE THROW PERCENTAGE (min. 200 made)

1. Elijah Bailey (291-346).....	841	2016-20
2. Justin Exum (303-361).....	839	2010-14
3. Jason Williams (322-384).....	839	1989-93
4. Gary Battle (325-393).....	827	1987-91
5. Darryl Greene (213-264).....	807	2006-10
6. Ronald Riordan (283-352).....	804	1968-70
7. Jim Allen (297-375).....	792	1975-79
8. Gary Liberatore (634-801).....	792	1962-66
9. Larry Haney (254-328).....	774	1975-79
10. Edgar Maull (271-353).....	768	1979-83

### REBOUNDS

1. Phil Andros.....	1,732	1963-67
2. Eric Anderson.....	1,271	2011-15
3. Joe Pacheco.....	1,214	1966-70
4. Willie Mintz.....	1,181	1978-82
5. John Sullivan.....	1,000	2003-06
6. Don Dempsey.....	931	1964-68
7. Kessly Felizor.....	922	2016-20
8. Cassius Chaney.....	903	2006-10
9. John Raslavsky.....	847	1962-66
10. Herb Watkins.....	832	1984-88

### ASSISTS

1. Ken Coleman.....	595	1984-88
2. Ken Sinclair.....	570	1980-84
3. Jeffery Adkins.....	400	2010-14

4. Hency Watt.....	399	1985-89
5. Dwayne Arrington.....	384	1992-96
6. Joe Sciafani.....	348	1981-83
7. Jack Nisbet*.....	343	1965-69*
8. Danny Upchurch.....	342	2016-18
9. Ismael Caro.....	323	2002-04
10. Jim Allen.....	309	1975-79

\* Assists were not recorded for all of Nisbet's career

### BLOCKS (since 1978)

1. Eric Anderson.....	238	2011-15
2. Herb Watkins.....	191	1984-88
3. Bill Jeffress.....	172	1984-88
4. Dwane Crawford.....	163	1989-93
5. Bryan Johnson.....	127	1981-84
6. Kelvin Jackson.....	125	2006-10
7. Keith Wright.....	102	2000-04
8. Cyrus James.....	94	2011-15
9. Brian Smith.....	88	1987-91
10. Willie Mintz*.....	77	1978-82*

\* Blocks were not recorded in the 1979-80 season

### STEALS (since 1978)

1. Ken Coleman.....	270	1984-88
2. Herb Watkins.....	217	1984-88
3. Hency Watt.....	198	1985-89
4. Ken Sinclair.....	162	1980-84
5. Ismael Caro.....	161	2002-04
6. Mike Summers.....	154	1997-00
Dwayne Arrington.....	154	1992-96
8. Kobie Fowler.....	150	1990-93
9. Brian Smith.....	142	1988-91
10. Jeffery Adkins.....	133	2010-14

## THE LAST TIME

### THE LAST TIME A NEW HAVEN STUDENT-ATHLETE...

Scored 20-29 points.....	Quashawn Lane (22) vs. Saint Anselm 02/28/22
Scored 30-39 points.....	Derrick Rowland (31) vs. Saint Michael's 01/8/22
Scored 40-49 points.....	Ismael Caro (46) vs. Bentley, 01/26/04
Scored 50 points.....	Ron Riordan (51) vs. Husson (30T), 12/20/69
Made 10 field goals.....	Derrick Rowland (12-21) vs. Saint Michael's 01/8/22
Made 10 free throws.....	Quashawn Lane (10-11) vs. Southern New Hampshire, 02/10/22
Made 5-9 three-pointers.....	Derrick Rowland (7) vs. Chestnut Hill 12/19/21
Made 10 three-pointers.....	Justin Exum (11-16) at Le Moyne, 11/28/10
Had 10-14 rebounds.....	Majur Majak (10) and Davontrey Thomas (10) vs. Southern New Hampshire 02/10/22
Had 15-19 rebounds.....	Majur Majak (16) at Adelphi 02/19/22
Had 20 rebounds.....	Eric Anderson (22) vs. Pace, 02/14/15
Had 10 assists.....	Derrick Rowland (10) vs Holy Family, 12/15/19
Had 5 blocks.....	Majur Majak (6) vs. STAC, 03/13/22
Had 5 steals.....	Victory Olawoye (5) vs. STAC, 03/13/22
Had a double-double.....	Majur Majak (12 pts, 18 rebs) vs. Southern Connecticut 02/16/22
Had a triple-double.....	Eric Anderson (26 pts., 28 rebs., 10 ast.) vs. Saint Anselm, 12/31/14
Had 20 points and 20 rebounds.....	Eric Anderson (20 pts., 22 rebs.) vs. Pace, 02/14/15
Had consecutive double-doubles.....	Majur Majak at Franklin Pierce 2/14 & vs. Southern Connecticut (12 pts, 18 rebs) 2/16/22
Led team in points, rebounds and assists.....	Quashawn Lane (20 pts., 6 rebs., 7 assts.) at Southern Connecticut, 12/1/21
Scored in the final 10 seconds to win.....	Elijah Bailey (Layup with 2.3 seconds remaining in OT) at Stonehill, 1/18/20

### THE LAST TIME A NEW HAVEN TEAM...

Allowed 50 points or fewer.....	vs CSI (W, 81-50), 11/12/21
Won by 20+ points.....	vs Franklin Pierce (W, 84-55), 02/14/22
Won by 30+ points.....	vs Saint Rose (W, 90-56), 02/08/22
Scored 90+ points.....	vs Saint Rose (W, 90-56), 02/08/22
Scored 100+ points.....	vs D'Youville (W, 101-52), 11/12/21
Had 50 rebounds.....	51 vs D'Youville (W, 101-52), 11/12/21
Shot 50 percent or better from the field.....	57.1% vs Le Moyne (W, 80-74), 02/05/22
Shot 60 percent or better from the field.....	62.3% vs Saint Rose (W, 90-56) 05/02/22
Shot 70 percent or better from the field.....	at Pace (32-45, 71.1 percent), 02/18/17
Shot 50 percent or better from three-point range (min. 10 attempts).....	vs Stonehill (10-20, 50.0 percent), 01/16/22
Shot 60 percent or better from three-point range (min. 10 attempts).....	at Adelphi (15-25, 60.0 percent), 01/04/20
Shot 90 percent or better from the free throw line (min. 10 attempts).....	at Southern Connecticut (11-22, 91.7 percent), 12/01/21
Finished without a three point field goal.....	vs Merrimack (0-14), 02/25/18
Made 10-14 three-pointers.....	12 at Franklin Pierce, 02/14/22
Made 15 three-pointers.....	at Adelphi (15-25), 01/04/20
Made more three-point than two-point field goals.....	vs. Southern Connecticut (18 three-pointers, 12 two-pointers), 02/06/19
Had 10 blocked shots.....	vs. Southern Connecticut (10), 02/16/22
Had 10 steals.....	12 vs. Southern Connecticut, 02/16/22
Had 20 assists.....	26 vs Saint Rose, 02/08/22
Had 4 players in double figures.....	vs. Saint Thomas Aquinas (Rowland 13, Pierre Phillippe 13, Lane 12, Majak 11), 03/13/22
Had 5 players in double figures.....	vs Adelphi (Pierre Phillippe 19, Thomas 14, Lane 12, Rowland 11, Olawoye 10), 02/19/22
Had 6 players in double figures.....	at Adelphi (Upchurch 16, Vasic 15, Bourke 13, Kane 13, Rowland 11, Kane 10), 11/18/17
Had all 5 starters in double figures.....	at Stonehill (Bailey 33, Lane 23, Felizor 17, Rowland 15, Thomas 10), 03/04/20
Had 2 players with 20 points.....	vs D'Youville (Thomas 23, Lopez 21), 11/12/21
Had 3 players with 20 points.....	vs Franklin Pierce (Bailey 21, Felizor 21, Rowland 20), 02/01/20
Had 5 players score 20 points.....	vs. Baptist (Wilder 31, Cunningham 22, MacLaughlin 22, Carey 21, Seilhamer 20), 01/05/74
Had 2 players with 10 rebounds.....	vs Southern New Hampshire (Majak 10, Thomas 10), 02/10/22
Had 2 players record a double-double.....	vs Southern New Hampshire (Majak 12 pts./10 rebs., Thomas 12 pts./10 rebs.), 02/10/22
Won in overtime.....	at Stonehill (W, 101-100 3ot), 03/04/20
Lost in overtime.....	at Adelphi (L, 91-94), 01/04/20
Scored 80 points or more and lost.....	at Adelphi (L, 91-94 ot), 01/04/20
Allowed 50 points or fewer and lost.....	vs. Saint Rose (L, 47-36), 02/07/15
Played a nationally-ranked opponent.....	vs No. 17/18 Bentley (W, 72-42), 01/14/20



TED HOTALING  
 HEAD COACH  
 TWELFTH SEASON  
 ALBANY '95

With 173 career victories, Ted Hotaling stands second among nine head coaches in the history of the New Haven men's basketball program and with 27 more wins would become just the second coach in program history to win 200 career games. The 2022-23 season will mark his 12th season strolling the sidelines of Charger Gymnasium.

Named the ninth head coach in program history on March 31, 2010, Hotaling led the Chargers to back-to-back appearances in the Northeast-10 Conference Championship game, a pair of nine total appearances in the conference tournament under his tutelage. In addition, Hotaling's teams have earned four bids to the NCAA Division II National Tournament, the most recent coming in 2022.

Highlighting his 173 career victories was a 79-68 win over crosstown rival Southern Connecticut State University on February 15, 2016 which earned Hotaling his 100th career victory at the helm of the Blue and Gold, becoming the fourth coach at New Haven to reach the century mark. Three years later, to the day, Hotaling earned his 150th career victory when the Chargers posted a 72-61 home win over American International. Overall, Hotaling's .558 winning percentage ranks third in program history, while his record of 55-45 through his first 100 contests was the best since 1995.

Under his guidance, Hotaling has led a host of Chargers to postseason accolades and career records marks. Leading that list is Eric Anderson '15, a two-time All-American (2014, 2015), three-time Northeast-10 Defensive Player of the Year, two-time All-Region and four-time All-Conference performer. Anderson closed out his career at New Haven 14th all-time in scoring (1,551 points) while he also set a school record with 238 career blocks, passing Herb Watkins (191; 1984-88).

Anderson is one of 10 different players who all-totaled hauled in 17 All-Northeast-10 Conference honors under Hotaling. In addition, Hotaling's players have collected five major NE10 distinctions, and four different players have received All-Region honors during his tenure.

In the most recent season completed, Hotaling led the Chargers back to the NCAA Division II Championship for the fourth time in his tenure, advancing to the East Region semifinal round for the second time in as many appearances. Overall, New Haven closed out the 2021-22 season with an 18-9 overall record and a mark of 13-6 in the Northeast-10, finishing second in the Southwest Division.

Among the individual highlights for New Haven was Majur Majak who was named the NE10's Defensive Player of the Year while leading the team, the NE10 and all of NCAA Division II in blocks per game with an average of 3.1, as he closed out the season with a New Haven single season record of 85 blocks. In addition to Majak, point guard Quashawn Lane also earned a spot on the NE10 All-Conference Second Team.

In the Chargers return to the court following the COVID-19 pandemic shutdown, Hotaling led the Chargers to their second-straight appearance in the NE10 Championship game, wrapping up the 2019-20 campaign with a 15-15 record. As the fifth seed in the Southwest Division, the Chargers were road warriors throughout the tournament, with the highlight of the championship coming in the semifinals when New Haven outlasted Stonehill in an instant three overtime thriller 101-100.

The season prior (2018-19), the Chargers finished with a 21-10 record, their third 20+ win season under Hotaling, after earning an at-large bid to their eighth NCAA Tournament appearance. New Haven's postseason run came to an end against eventual regional champion Saint Anselm, but not before tying their highest win total under Hotaling which was previously set in 2013-14.

The 2017-18 season saw Hotaling lead the Chargers New Haven to the Northeast-10 Conference Championship for a second-straight season and the sixth time in program history. The Chargers earned a bye through the first round before falling to Merrimack in the quarterfinals. Overall, New Haven finished the 2017-18 season with a 17-10 record, the sixth time in the last seven years Hotaling has led New Haven to a winning season.

The Chargers made their fifth appearance in the NE10 Championship under Hotaling in the 2016-17 campaign, closing out the year 15-14 overall. New Haven earned a first round victory over Merrimack 84-58. During the 2015-16 season, Hotaling coached the Chargers to arguably the biggest win in program history when New Haven knocked off crosstown rival Southern Connecticut State. The Blue and Gold led the Owls for all but six minutes as they defeated the No. 2 ranked team, according to the NABC Coaches Poll, 79-66.

HOTALING ALL-TIME VS OPPONENTS

Adelphi.....	11-12	D'Youville .....	1-0
American Int'l.....	13-9	East Stroudsburg .....	1-1
Assumption .....	11-3	Franklin Pierce .....	8-4
Bentley .....	7-7	Georgian Court.....	2-0
Bloomfield.....	4-2	Goldie-Beacom.....	0-2
Bridgeport.....	0-1	Holy Family .....	1-1
Caldwell .....	0-1	Le Moyne .....	10-14
Chestnut Hill.....	1-0	LIU Post .....	3-0
CSI .....	1-0	Mercy .....	4-0
Concordia (N.Y.).....	4-0	Merrimack .....	7-7
Daemen .....	1-0	Molloy.....	3-1
Dominican (N.Y.) .....	2-1	NYIT .....	1-0
Dowling .....	4-1	Nyack .....	1-0

In 2014-15, Hotaling led the Chargers to their fourth-straight winning season, closing out the year with a 15-12 overall record. Among the highlights was senior Eric Anderson who was named Northeast-10 Defensive Player of the Year for a third-straight season, the first time in NE10 history a player has earned the top defensive accolades three years in a row. Anderson was also a repeat member of the NE10 All-Conference First Team and stands as the only Charger to earn first team honors. In addition, Anderson was named a Daktronics/Division II Conference Commissioners Association Third Team All-American and signed a contract to play with the Gladiators Trier in Germany's Basketball Bundesliga ProA League following the season.

Statistically, Anderson led NCAA Division II in rebounds per game (13.1) and defensive rebounds per game (9.85). He was also among the top-10 in the nation in double doubles (8th) and total rebounds (5th).

Hotaling's 2012-13 and 2013-14 teams finished with back-to-back 20-win seasons for the first time since 2002-03 and 2003-04, while also earning back-to-back appearances in the NCAA postseason tournament. Hotaling's 21-9 record in 2013-14 stands as the most wins in a single season under his leadership, while the Chargers' 14-6 record in the NE-10 that season was the second-best since joining the conference in 2008-09. That squad led the nation in personal fouls per game (13.6), while the Chargers ranked second in Division II in fewest turnovers per game (8.9). New Haven also ranked in the top 10 nationally in scoring defense (6th) and field goal percentage defense (9th).

Individually, Hotaling mentored Anderson to NE10 Defensive Player of the Year and All-America Honorable mention recognition - the first such mention for New Haven in 24 years. Anderson finished his junior season leading the Northeast-10 Conference and second in Division II in defensive rebounds per game (8.97). He also ranked third in the nation with 20 double-doubles.

In 2012-13, Hotaling led the Chargers to a 20-9 record - their first 20-win campaign since 2003-04. New Haven reached the NCAA postseason for the first time since 2004 and earned its first win on the national stage since 2003 with a victory over Dominican in the NCAA Division II East Region Quarterfinals.

That season, Hotaling's Chargers led the NE10 and ranked 10th nationally in fewest turnovers committed per game (11.0) and slotted at 13th in the country in scoring defense with an NE10-leading 61.1 points per game allowed. New Haven also finished second in the conference and 38th in Division II in free throw percentage (74.3). Individually, Anderson earned his first NE10 Defensive Player of the Year honor, finishing second in the nation with 18 double-doubles while ranking third with 12.0 rebounds per game and ninth in blocked shots at 2.45 per game.

Hotaling led the Chargers to a 15-13 record in 2011-12 - a seven-win improvement from the previous campaign and the club's first winning season since 2004-05. New Haven also qualified for the Northeast-10 Conference Championship, winning a First Round contest at Pace before falling in a 54-51 heartbreaker at Adelphi in the Quarterfinals.

In his first season as head coach, the Chargers posted an 8-18 overall mark and a 6-16 record in the Northeast-10 Conference. Throughout the season, New Haven ranked among the top three-point shooting teams in Division II. Freshman Justin Exum concluded the season ranked 17th nationally in three-point field goals per game. He was also the highest ranked freshman in that category. As a team, UNH ranked 31st in three-point field goal percentage and 32nd in three-point field goals per game.

With over 15 years of college coaching experience, Hotaling most recently spent five seasons as an assistant at Eastern Kentucky University. While at ECU, the Colonels enjoyed a number of record-setting seasons, including two postseason runs. Hotaling's main responsibilities at ECU included working with the guards and coordinating the program's recruiting efforts.

In 2007, the Colonels earned a berth to the NCAA Division I Men's Basketball Championship tournament. ECU was selected to the College Basketball Invitational this season after amassing a 20-11 regular season record. The Colonels were one of the best offensive teams in the country during Hotaling's tenure as well. In 2010, ECU ranked in the top 10 in three-point field goals made, turnovers per game and assist/turnover ratio. The Colonels also broke the Ohio Valley Conference record for three-pointers made in back-to-back seasons (2008-09 and 2009-10).

Prior to arriving at Eastern Kentucky, Hotaling served four years as a full-time assistant at Yale University from 2001-05. He also served one season as an assistant at UNH in 2000-01. The Niverville, N.Y. native began his coaching career at Adelphi University in 1998 where he spent one season as an assistant.

THE HOTALING FILE

- University of New Haven  
 Head Coach (2010-Present)
- University of Eastern Kentucky  
 Assistant Coach (2005-10)
- Yale University  
 Assistant Coach (2001-05)
- University of New Haven  
 Assistant Coach (2000-01)
- Adelphi University  
 Assistant Coach (1998-99)
- University at Albany  
 Hall of Fame Player (1991-95)

HOTALING  
 YEAR-BY-YEAR RECORDS

2010-11 .....	8-18
2011-12 .....	15-13
2012-13 .....	20-9
2013-14 .....	21-9
2014-15 .....	15-12
2015-16 .....	8-18
2016-17 .....	15-14
2017-18 .....	17-10
2018-19 .....	21-10
2019-20 .....	15-15
2021-22.....	16-7
2022-23 .....	
<b>Overall Record: .....</b>	<b>173-137 (.558)</b>
<b>Conference Record: .....</b>	<b>119-105 (.531)</b>





## PLAYER CAREER/SEASON STATS



# ANDRE FRANCIS

0

## FORWARD

GRADUATE | 6-6 | 185

HARTFORD, CONN. | THE MASTER'S SCHOOL | CONCORD (NY)

### SINGLE-GAME SEASON HIGHS

Points:  
Rebounds:  
Assists:  
Steals:  
Blocks:  
FG made:  
FG attempts:  
3FG made:  
3FG attempts:  
FT made:  
FT attempts:

### SINGLE-GAME CAREER HIGHS

Points: 5, 2x - last vs D'Youville (11/13/21)  
Rebounds: 3, vs D'Youville (11/13/21)  
Assists: 2, vs D'Youville (11/13/21)  
Steals: 2 - last vs D'Youville (11/13/21)  
Blocks: 1, vs Adelphi (1/17/22)  
FG made: 2, 3x - last vs D'Youville (11/13/21)  
FG attempts: 5, vs D'Youville (11/13/21)  
3FG made: 1, 3x - last vs D'Youville (11/13/21)  
3FG attempts: 3, vs D'Youville (11/13/21)  
FT made: 1, at Franklin Pierce (2/14/22)  
FT attempts: 2, at Franklin Pierce (2/14/22)

### CAREER STATISTICS

					-----Total-----			-----3-Point-----			-----F-Throw-----			-----Rebounds-----											
Year	GP	GS	Min	Avg	FG	FGA	Pct	FG	FGA	Pct	FT	FTA	Pct	Off	Def	Tot	Avg	PF	FO	Ast	TO	Blk	Stl	Pts	Avg
2018-19	12	0	41	3.4	7	11	.636	1	4	.250	0	0	.000	0	3	3	0.3	8	0	3	3	0	5	15	1.3
2019-20	2	0	5	2.7	0	0	.000	0	0	.000	0	0	.000	0	0	0	0.0	0	0	1	0	0	0	0	0.0
2021-22	10	0	36	3.6	3	10	.300	2	8	.250	1	2	.500	1	8	9	0.9	2	0	3	3	1	3	9	0.9
2022-23																									
at UNH	12	0	41	3.4	3	10	.300	2	8	.250	1	2	.500	1	8	9	0.8	2	0	4	3	1	3	9	0.8
CAREER	24	0	82	3.4	10	21	.476	3	12	.250	1	2	.500	1	11	12	0.5	10	0	7	6	1	8	24	1.0



# JEAN BERNARD

1

## FORWARD

SOPHOMORE | 6-6 | 190

TRENTON, N.J. | TRENTON CATHOLIC ACADEMY

### SINGLE-GAME SEASON HIGHS

Points:  
Rebounds:  
Assists:  
Steals:  
Blocks:  
FG made:  
FG attempts:  
3FG made:  
3FG attempts:  
FT made:  
FT attempts:

### SINGLE-GAME CAREER HIGHS

Points:  
Rebounds:  
Assists:  
Steals:  
Blocks:  
FG made:  
FG attempts:  
3FG made:  
3FG attempts:  
FT made:  
FT attempts:

### CAREER STATISTICS

				-----Total-----			-----3-Point-----			-----F-Throw-----			-----Rebounds-----													
Year	GP	GS	Min	Avg	FG	FGA	Pct	FG	FGA	Pct	FT	FTA	Pct	Off	Def	Tot	Avg	PF	FO	Ast	TO	Blk	Stl	Pts	Avg	
2022-23																										
TOTAL																										



## PLAYER CAREER/SEASON STATS



# TARESE MORSE

2

## FORWARD

SOPHOMORE | 6-5 | 210

SPRINGFIELD, MASS. | SPRINGFIELD | HUTCHINSON CC

### SINGLE-GAME SEASON HIGHS

Points:  
Rebounds:  
Assists:  
Steals:  
Blocks:  
FG made:  
FG attempts:  
3FG made:  
3FG attempts:  
FT made:  
FT attempts:

### SINGLE-GAME CAREER HIGHS

Points:  
Rebounds:  
Assists:  
Steals:  
Blocks:  
FG made:  
FG attempts:  
3FG made:  
3FG attempts:  
FT made:  
FT attempts:

### CAREER STATISTICS

Year	GP	GS	Min	Avg	-----Total-----			-----3-Point-----			-----F-Throw-----			-----Rebounds-----				PF	FO	Ast	TO	Blk	Stl	Pts	Avg
					FG	FGA	Pct	FG	FGA	Pct	FT	FTA	Pct	Off	Def	Tot	Avg								
2022-23																									
TOTAL																									



# JUSTIN HENDRICK

3

## GUARD

SOPHOMORE | 6-2 | 175

VALLEY STREAM, N.Y. | ST. FRANCIS | NIAGARA CC

### SINGLE-GAME SEASON HIGHS

Points:  
Rebounds:  
Assists:  
Steals:  
Blocks:  
FG made:  
FG attempts:  
3FG made:  
3FG attempts:  
FT made:  
FT attempts:

### SINGLE-GAME CAREER HIGHS

Points:  
Rebounds:  
Assists:  
Steals:  
Blocks:  
FG made:  
FG attempts:  
3FG made:  
3FG attempts:  
FT made:  
FT attempts:

### CAREER STATISTICS

Year	GP	GS	Min	Avg	-----Total-----			-----3-Point-----			-----F-Throw-----			-----Rebounds-----				PF	FO	Ast	TO	Blk	Stl	Pts	Avg
					FG	FGA	Pct	FG	FGA	Pct	FT	FTA	Pct	Off	Def	Tot	Avg								
2022-23																									
TOTAL																									

## PLAYER CAREER/SEASON STATS



# QUASHAWN LANE

4

## GUARD

GRAD STUDENT | 6-2 | 175  
TRENTON, N.J. | TRENTON CATHOLIC ACADEMY

### SINGLE-GAME SEASON HIGHS

Points:  
Rebounds:  
Assists:  
Steals:  
Blocks:  
FG made:  
FG attempts:  
3FG made:  
3FG attempts:  
FT made:  
FT attempts:

### SINGLE-GAME CAREER HIGHS

Points: 23, at Stonehill (3/4/20)  
Rebounds: 10, vs American International (12/7/21)  
Assists: 9, vs Saint Rose (2/8/21)  
Steals: 5, at Saint Rose (2/12/20)  
Blocks: 3, vs Southern Connecticut (3/6/19)  
FG made: 10, at Stonehill (3/4/20)  
FG attempts: 17, at Saint Anselm (1/19/22)  
3FG made: 2, 3x - last at Le Moyne (3/1/20)  
3FG attempts: 6, 3x - last vs Southern New Hampshire (2/10/22)  
FT made: 10, vs Southern New Hampshire (2/20/22)  
FT attempts: 11, vs Southern New Hampshire (2/20/22)

### CAREER STATISTICS

	Total			3-Point			F-Throw			Rebounds															
Year	GP	GS	Min	Avg	FG	FGA	Pct	FG	FGA	Pct	FT	FTA	Pct	Off	Def	Tot	Avg	PF	FO	Ast	TO	Blk	Stl	Pts	Avg
2018-19	27	26	834	30.9	87	155	.561	19	42	.452	48	59	.814	17	90	107	4.0	62	1	92	67	8	27	241	8.9
2019-20	26	24	825	31.7	89	172	.517	23	54	.426	50	62	.806	12	94	106	4.1	55	0	93	46	6	31	251	9.7
2021-22	26	26	858	33.0	128	261	.490	24	57	.421	71	92	.772	24	113	137	5.3	42	2	100	57	13	36	351	13.5
2022-23																									
TOTAL	79	76	2,516	31.8	304	588	.517	66	153	.431	169	213	.793	53	297	350	4.4	159	3	285	170	27	94	843	10.7



# JOSHUA HOPSON

5

## FORWARD

FRESHMAN | 6-8 | 255  
JERSEY CITY, N.J. | MACDUFFIE SCHOOL

### SINGLE-GAME SEASON HIGHS

Points:  
Rebounds:  
Assists:  
Steals:  
Blocks:  
FG made:  
FG attempts:  
3FG made:  
3FG attempts:  
FT made:  
FT attempts:

### SINGLE-GAME CAREER HIGHS

Points:  
Rebounds:  
Assists:  
Steals:  
Blocks:  
FG made:  
FG attempts:  
3FG made:  
3FG attempts:  
FT made:  
FT attempts:

### CAREER STATISTICS

	Total			3-Point			F-Throw			Rebounds															
Year	GP	GS	Min	Avg	FG	FGA	Pct	FG	FGA	Pct	FT	FTA	Pct	Off	Def	Tot	Avg	PF	FO	Ast	TO	Blk	Stl	Pts	Avg
2022-23																									
TOTAL																									

PLAYER CAREER/SEASON STATS



TY PERRY

10

FORWARD

SENIOR | 6-3 | 200  
BOSTON, MASS. | BRIGHTON | BUFFALO

SINGLE-GAME SEASON HIGHS

Points:  
Rebounds:  
Assists:  
Steals:  
Blocks:  
FG made:  
FG attempts:  
3FG made:  
3FG attempts:  
FT made:  
FT attempts:

SINGLE-GAME CAREER HIGHS

Points: 22, 2x - last at Houston Christian (11/10/18)  
Rebounds: 7, 2x - last at Saint Louis (1/26/20)  
Assists: 4, 2x - last at Davidson (1/19/20)  
Steals: 3, vs Duquesne (2/16/20)  
Blocks: 1, at George Washington (3/6/19)  
FG made: 8, 2x - last at Houston Christian (11/10/18)  
FG attempts: 17, vs St Bonaventure (1/29/20)  
3FG made: 6, 4x - last  
3FG attempts: 13, vs St. Bonaventure (1/29/20)  
FT made: 7, 2x - last vs Duquesne (2/16/20)  
FT attempts: 10, vs George Washington (3/6/19)

CAREER STATISTICS

Year					-----Total-----			-----3-Point-----			-----F-Throw-----			-----Rebounds-----											
	GP	GS	Min	Avg	FG	FGA	Pct	FG	FGA	Pct	FT	FTA	Pct	Off	Def	Tot	Avg	PF	FO	Ast	TO	Blk	Stl	Pts	Avg
2018-19	31	3	428	13.8	58	166	.349	39	112	.348	20	23	.870	10	50	60	1.9	19	0	14	17	1	7	175	5.6
2019-20	30	16	637	21.2	78	195	.400	43	116	.371	25	33	.758	6	68	74	2.5	39	1	17	30	0	19	224	7.5
2020-21	11	2	207	18.8	24	72	.333	15	50	.300	20	25	.800	2	20	22	2.0	9	0	9	10	0	7	83	7.5
2021-22	12	0	70	5.8	11	32	.344	2	12	.167	2	6	.333	5	7	12	1.0	5	0	7	3	0	2	26	2.2
2022-23																									
at UNH																									
Career	84	21	1,341	16.0	171	465	.368	99	290	.341	67	87	.770	23	145	168	2.0	72	1	47	60	1	35	508	6.0

# PLAYER CAREER/SEASON STATS



**VICTOR OLAWOYE**

**11**

**GUARD**

**GRAD STUDENT | 6-2 | 185**  
**ELMONT, N.Y. | ELMONT MEMORIAL | GANNON**

## SINGLE-GAME SEASON HIGHS

Points:  
 Rebounds:  
 Assists:  
 Steals:  
 Blocks:  
 FG made:  
 FG attempts:  
 3FG made:  
 3FG attempts:  
 FT made:  
 FT attempts:

## SINGLE-GAME CAREER HIGHS

Points: 24, vs California (Pa.) (1/22/20)  
 Rebounds: 8, 2x - last vs Saint Anselm (2/28/22)  
 Assists: 9, vs Southern New Hampshire (2/10/22)  
 Steals: 5, vs Saint Thomas Aquinas (3/13/22)  
 Blocks: 1, 9x - last  
 FG made: 9, 2x - last vs Edinboro (2/16/19)  
 FG attempts: 21, vs Edinboro (2/16/19)  
 3FG made: 6, vs West Chester (11/23/19)  
 3FG attempts: 11, 2x - last vs California (Pa.) (2/13/19)  
 FT made: 7, 2x - last at Bloomsburg (12/21/19)  
 FT attempts: 8, at Bloomsburg (12/21/19)

## CAREER STATISTICS

Year	GP	GS	Min	Avg	-----Total-----			-----3-Point-----			-----F-Throw-----			-----Rebounds-----				PF	FO	Ast	TO	Blk	Stl	Pts	Avg
					FG	FGA	Pct	FG	FGA	Pct	FT	FTA	Pct	Off	Def	Tot	Avg								
2018-19	28	14	783	28.0	94	258	.364	49	146	.336	55	78	.705	28	67	95	3.4	52	0	67	80	3	28	292	10.4
2019-20	27	14	639	23.7	73	193	.378	32	102	.314	43	58	.741	12	76	88	3.3	54	2	55	57	4	43	221	8.2
2021-22	26	20	740	28.4	70	157	.446	20	61	.328	37	55	.673	22	77	99	3.8	49	0	90	58	2	41	197	7.6
2022-23																									
at UNH	26	20	740	28.4	70	157	.446	20	61	.328	37	55	.673	22	77	99	3.8	49	0	90	58	2	41	197	7.6
Career	81	48	2,162	26.7	237	608	.390	101	309	.327	135	191	.707	62	220	282	3.5	155	2	212	195	9	112	710	8.8



## PLAYER CAREER/SEASON STATS



# MAJUR MAJAK

# 12

## CENTER

SENIOR | 7-1 | 235

POUGHKEEPSIE, N.Y. | THE PATRICK SCHOOL | SAINT PETER'S

### SINGLE-GAME SEASON HIGHS

Points:  
Rebounds:  
Assists:  
Steals:  
Blocks:  
FG made:  
FG attempts:  
3FG made:  
3FG attempts:  
FT made:  
FT attempts:

### SINGLE-GAME CAREER HIGHS

Points: 14, vs Saint Rose (2/8/22)  
Rebounds: 18, vs Southern Connecticut (2/16/22)  
Assists: 2, at Staten Island (11/12/21)  
Steals: 2, vs Manhattan (1/31/20)  
Blocks: 9, vs Southern Connecticut (2/16/22)  
FG made: 5, 3x - last Southern New Hampshire (2/10/22)  
FG attempts: 8, vs Southern Connecticut (2/16/22)  
3FG made:  
3FG attempts: 1, 4x - last  
FT made: 4, 4x - last  
FT attempts: 6, vs Southern Connecticut (2/16/22)

### CAREER STATISTICS

Year	GP	GS	Min	Avg	FG	FGA	Pct	FG	FGA	Pct	FT	FTA	Pct	Off	Def	Tot	Avg	Pf	FO	Ast	TO	Blk	Stl	Pts	Avg
2018-19	22	0	136	6.2	8	14	.571	0	0	.000	4	6	.667	7	19	26	1.2	28	1	1	11	13	3	20	0.9
2019-20	25	16	223	8.9	14	24	.583	0	0	.000	13	16	.813	15	36	51	2.0	34	0	0	12	27	8	41	1.6
2021-22	27	26	613	22.7	67	111	.604	0	4	.000	32	39	.821	57	167	224	8.3	48	1	7	31	85	6	166	6.1
2022-23																									
at UNH	27	26	613	22.7	67	111	.604	0	4	.000	32	39	.821	57	167	224	8.3	48	1	7	31	85	6	166	6.1
Career	74	42	972	13.1	89	149	.597	0	4	.000	49	61	.803	79	222	301	4.1	110	2	8	54	125	17	227	3.1



# CHRISTIAN KELLMAN

# 13

## GUARD

SOPHOMORE | 6-10 | 170

LITTLE NECK, N.Y. | JOHN ADAMS

### SINGLE-GAME SEASON HIGHS

Points:  
Rebounds:  
Assists:  
Steals:  
Blocks:  
FG made:  
FG attempts:  
3FG made:  
3FG attempts:  
FT made:  
FT attempts:

### SINGLE-GAME CAREER HIGHS

Points: 4, at Staten Island (11/12/21)  
Rebounds: 2, vs D'Youville (11/13/21)  
Assists:  
Steals:  
Blocks:  
FG made: 2, at Staten Island (11/12/21)  
FG attempts: 2 - 3x - last at Molloy (11/17/21)  
3FG made:  
3FG attempts: 1, 2x - last at Franklin Pierce (2/14/22)  
FT made:  
FT attempts: 2, vs Southern New Hampshire (2/10/22)

### CAREER STATISTICS

Year	GP	GS	Min	Avg	FG	FGA	Pct	FG	FGA	Pct	FT	FTA	Pct	Off	Def	Tot	Avg	Pf	FO	Ast	TO	Blk	Stl	Pts	Avg
2021-22	7	0	17	2.5	6	9	.667	0	2	.000	0	2	.000	1	4	5	0.7	2	0	0	1	0	0	12	1.7
2022-23																									
TOTAL	7	0	17	2.5	6	9	.667	0	2	.000	0	2	.000	1	4	5	0.7	2	0	0	1	0	0	12	1.7

# PLAYER CAREER/SEASON STATS



**KENDALL MCMILLAN**

**15**

**GUARD**

**SENIOR | 6-1 | 180**

**BALTIMORE, MD. | MOUNT SAINT JOSEPH**

## SINGLE-GAME SEASON HIGHS

Points:  
Rebounds:  
Assists:  
Steals:  
Blocks:  
FG made:  
FG attempts:  
3FG made:  
3FG attempts:  
FT made:  
FT attempts:

## SINGLE-GAME CAREER HIGHS

Points: 10, at Florida Southern (11/29/19)  
Rebounds: 4, 2x - last vs D'Youville (11/13/21)  
Assists: 8, vs D'Youville (11/13/21)  
Steals: 2, last vs Adelphi (1/17/22)  
Blocks: 1, at Southern Connecticut (11/28/18)  
FG made: 5, at Florida Southern (11/29/19)  
FG attempts: 10, at Florida Southern (11/29/19)  
3FG made: 1, 4x - last  
3FG attempts: 3, 2x - last vs Southern New Hampshire (2/10/22)  
FT made: 4, vs D'Youville (11/13/21)  
FT attempts: 4, 2x - last vs D'Youville (11/13/21)

## CAREER STATISTICS

Year	GP	GS	Min	Avg	Total			3-Point			F-Throw			Rebounds				PF	FO	Ast	TO	Blk	Stl	Pts	Avg
					FG	FGA	Pct	FG	FGA	Pct	FT	FTA	Pct	Off	Def	Tot	Avg								
2018-19	12	0	91	7.6	8	20	.400	1	5	.200	2	8	.250	0	6	6	0.5	10	0	11	8	1	1	19	1.6
2019-20	5	1	63	12.6	10	21	.476	1	4	.250	0	1	.000	2	6	8	1.6	3	0	9	6	0	1	21	4.2
2021-22	23	0	199	8.6	16	45	.422	2	7	.286	17	18	.944	5	24	29	1.3	17	0	32	23	0	12	57	2.5
2022-23																									
Career	40	1	352	8.8	37	86	.430	4	16	.250	19	27	.704	7	36	43	1.1	30	0	52	37	1	14	97	2.4



**ADRIEL GILL**

**20**

**GUARD**

**SENIOR | 6-2 | 195**

**MERIDEN, CONN. | PLATT**

## SINGLE-GAME SEASON HIGHS

Points:  
Rebounds:  
Assists:  
Steals:  
Blocks:  
FG made:  
FG attempts:  
3FG made:  
3FG attempts:  
FT made:  
FT attempts:

## SINGLE-GAME CAREER HIGHS

Points:  
Rebounds: 1, at Franklin Pierce (2/14/22)  
Assists:  
Steals:  
Blocks:  
FG made:  
FG attempts:  
3FG made:  
3FG attempts:  
FT made:  
FT attempts:

## CAREER STATISTICS

Year	GP	GS	Min	Avg	Total			3-Point			F-Throw			Rebounds				PF	FO	Ast	TO	Blk	Stl	Pts	Avg
					FG	FGA	Pct	FG	FGA	Pct	FT	FTA	Pct	Off	Def	Tot	Avg								
2021-22	1	0	1	1.0	0	0	.000	0	0	.000	0	0	.000	0	1	1	1.0	0	0	0	1	0	0	0	0.0
2022-23																									
Total	1	0	1	1.0	0	0	.000	0	0	.000	0	0	.000	0	1	1	1.0	0	0	0	1	0	0	0	0.0

## PLAYER CAREER/SEASON STATS



# ETHAN SIMMON

# 21

## FORWARD

FRESHMAN | 6-5 | 190  
EDISON, N.J. | ST JOSEPH METUCHEN

### SINGLE-GAME SEASON HIGHS

Points:  
Rebounds:  
Assists:  
Steals:  
Blocks:  
FG made:  
FG attempts:  
3FG made:  
3FG attempts:  
FT made:  
FT attempts:

### SINGLE-GAME CAREER HIGHS

Points:  
Rebounds:  
Assists:  
Steals:  
Blocks:  
FG made:  
FG attempts:  
3FG made:  
3FG attempts:  
FT made:  
FT attempts:

### CAREER STATISTICS

Year	GP	GS	Min	Avg	-----Total-----			-----3-Point-----			-----F-Throw-----			-----Rebounds-----			PF	FO	Ast	TO	Blk	Stl	Pts	Avg
2022-23					FG	FGA	Pct	FG	FGA	Pct	FT	FTA	Pct	Off	Def	Tot	Avg							
TOTAL																								



# JASON EDOKPAYI

# 22

## FORWARD

SOPHOMORE | 6-6 | 220  
LAUREL, MD. | MOUNT ST JOSEPH | FAIRFIELD

### SINGLE-GAME SEASON HIGHS

Points:  
Rebounds:  
Assists:  
Steals:  
Blocks:  
FG made:  
FG attempts:  
3FG made:  
3FG attempts:  
FT made:  
FT attempts:

### SINGLE-GAME CAREER HIGHS

Points: 8, at Manhattan (3/5/21)  
Rebounds: 5, 2x - last vs Medgar Evers (11/16/21)  
Assists: 1, at Manhattan (3/5/21)  
Steals: 1, 3x - last vs Medgar Evers (11/16/21)  
Blocks: 1, at Manhattan (3/5/21)  
FG made: 4, at Manhattan (3/5/21)  
FG attempts: 5, at Manhattan (3/5/21)  
3FG made:  
3FG attempts: 1, 2x - last vs Saint Peter's (3/12/21)  
FT made: 1, vs Quinnipiac (2/7/21)  
FT attempts: 2, vs Quinnipiac (2/7/21)

### CAREER STATISTICS

					-----Total-----			-----3-Point-----			-----F-Throw-----			-----Rebounds-----													
Year	GP	GS	Min	Avg	FG	FGA	Pct	FG	FGA	Pct	FT	FTA	Pct	Off	Def	Tot	Avg	PF	FO	Ast	TO	Blk	Stl	Pts	Avg		
2019-20	9	5	73	8.2	8	16	.500	0	2	.000	1	3	.333	3	6	9	1.0	4	0	1	0	1	2	17	1.9		
2021-22	3	0	18	5.9	4	6	.667	0	0	.000	0	0	.000	2	5	7	2.3	1	0	0	1	0	1	8	2.7		
2022-23																											
at UNH																											
Career	12	5	91	7.6	12	22	.545	0	2	.000	1	3	.333	5	11	16	1.3	5	0	1	1	1	3	25	2.1		

PLAYER CAREER/SEASON STATS



SEAN BRAITHWAITE

23

FORWARD

JUNIOR | 6-6 | 220  
CENTER MORICHES, N.Y. | CENTER MORICHES

SINGLE-GAME SEASON HIGHS

Points:  
Rebounds:  
Assists:  
Steals:  
Blocks:  
FG made:  
FG attempts:  
3FG made:  
3FG attempts:  
FT made:  
FT attempts:

SINGLE-GAME CAREER HIGHS

Points: 12, at Molloy (11/17/21)  
Rebounds: 3, 2x - last at Molloy (11/17/21)  
Assists: 3, at Southern Connecticut (12/1/21)  
Steals: 2, 2x - last at Saint Rose (12/4/21)  
Blocks: 1, 2x - last vs D'Youville (11/13/21)  
FG made: 4, at Molloy (11/17/21)  
FG attempts: 7, vs D'Youville (11/13/21)  
3FG made: 4, at Molloy (11/17/21)  
3FG attempts: 4, 2x - last at Molloy (11/17/21)  
FT made: 3, vs D'Youville (11/13/21)  
FT attempts: 5, vs D'Youville (11/13/21)

CAREER STATISTICS

Year	GP	GS	Min	Avg	Total			3-Point			F-Throw			Rebounds				PF	FO	Ast	TO	Blk	Stl	Pts	Avg
					FG	FGA	Pct	FG	FGA	Pct	FT	FTA	Pct	Off	Def	Tot	Avg								
2019-20	6	0	45	7.5	2	6	.333	0	3	.000	0	0	.000	2	4	6	1.0	6	0	1	0	1	1	4	0.7
2021-22	21	3	250	11.9	16	43	.372	6	22	.273	4	13	.308	12	8	20	1.0	21	0	8	10	1	9	42	2.0
2022-23																									
Career	27	3	294	10.9	18	49	.367	6	25	.240	4	13	.308	14	12	26	1.0	27	0	9	10	2	10	46	1.7



KYLE KEARSON

25

FORWARD

FRESHMAN | 6-4 | 170  
WEST HAVEN, CONN. | WEST HAVEN

SINGLE-GAME SEASON HIGHS

Points:  
Rebounds:  
Assists:  
Steals:  
Blocks:  
FG made:  
FG attempts:  
3FG made:  
3FG attempts:  
FT made:  
FT attempts:

SINGLE-GAME CAREER HIGHS

Points:  
Rebounds:  
Assists:  
Steals:  
Blocks:  
FG made:  
FG attempts:  
3FG made:  
3FG attempts:  
FT made:  
FT attempts:

CAREER STATISTICS

Year	GP	GS	Min	Avg	Total			3-Point			F-Throw			Rebounds				PF	FO	Ast	TO	Blk	Stl	Pts	Avg
					FG	FGA	Pct	FG	FGA	Pct	FT	FTA	Pct	Off	Def	Tot	Avg								
2022-23																									
TOTAL																									



PLAYER CAREER/SEASON STATS



DAVONTREY THOMAS

34

FORWARD

JUNIOR | 6-5 | 200  
POUGHKEEPSIE, N.Y. | POUGHKEEPSIE

SINGLE-GAME SEASON HIGHS

Points:  
Rebounds:  
Assists:  
Steals:  
Blocks:  
FG made:  
FG attempts:  
3FG made:  
3FG attempts:  
FT made:  
FT attempts:

SINGLE-GAME CAREER HIGHS

Points: 31, at Staten Island (11/12/21)  
Rebounds: 14, at Bentley (2/28/20)  
Assists: 6, vs Holy Family (12/15/19)  
Steals: 3, 2x - Isat at Adelphi (2/19/22)  
Blocks: 1, 10x - last  
FG made: 10, at Staten Island (11/12/21)  
FG attempts: 16, at American International (1/5/22)  
3FG made: 5, 2x - last vs D'Youville (11/13/21)  
3FG attempts: 9, 2x - Isat vs D'Youville (11/13/21)  
FT made: 7, 2x- last at Staten Island (11/12/21)  
FT attempts: 8, at State Island (11/12/21)

CAREER STATISTICS

					-----Total-----			-----3-Point-----			-----F-Throw-----			-----Rebounds-----											
Year	GP	GS	Min	Avg	FG	FGA	Pct	FG	FGA	Pct	FT	FTA	Pct	Off	Def	Tot	Avg	PF	FO	Ast	TO	Blk	Stl	Pts	Avg
2019-20	30	29	789	26.3	85	176	.483	45	113	.398	27	30	.900	23	120	143	4.8	37	0	28	26	6	8	242	8.1
2021-22	27	27	837	31.0	127	263	.483	54	136	.397	49	60	.817	35	89	124	4.6	43	0	35	29	4	20	357	13.2
2022-23																									
Career	57	56	1,626	28.5	212	439	.483	99	249	.398	76	90	.844	58	209	267	4.7	80	0	63	55	10	28	599	10.5

# GAME 1: NEW HAVEN AT SAINT MICHAEL'S

New Haven at Saint Michael's  
Nov. 16, 2022 • Colchester, VT

Game 1

New Haven vs Adelphi  
Nov. 19, 2022 • West Haven, CT

Game 2

New Haven at Saint Rose  
Nov. 22, 2022 • Albany, NY

Game 3

New Haven at Indiana (Pa.)  
Nov. 26, 2022 • Indiana, PA

Game 4

# GAME 1: NEW HAVEN AT SAINT MICHAEL'S

## POINTS - REBOUNDS - ASSISTS

Opponent	Date	Score	0 Francis	1 Bernard	2 Morese	3 Hendrick	4 Lane	5 Hopson	10 Perry	11 Olawoye
at Saint Michael's	11.16.22									
ADELPHI	11.16.22									
at Saint Rose	11.22.22									
at Indiana (Pa.)	11.26.22									
at American Int'l	11.30.22									
FRANKLIN PIERCE	12.03.22									
ASSUMPTION	12.06.22									
BLOOMFIELD	12.08.22									
at Chestnut Hill	12.11.22									
MOLLOY	12.29.22									
LE MOYNE	12.31.22									
at Georgian Court	01.04.23									
at Saint Anselm	01.07.23									
at So New Hampshire	01.10.23									
SO CONNECTICUT	01.14.23									
at Bentley	01.18.23									
PACE	01.21.23									
at Adelphi	01.24.23									
at Franklin Pierce	01.28.23									
SAINT ROSE	02.01.23									
AMERICAN INT'L	02.01.23									
SAINT MICHAEL'S	02.07.23									
at Assumption	02.11.23									
STATEN ISLAND	02.15.23									
at Le Moyne	02.18.23									
SAINT ANSELM	02.21.23									

Opponent	Date	Score	12 Majak	13 Kellman	15 McMillan	20 Gill	21 Simmon	22 Edokpayi	23 Braithwaite	34 Thomas
at Saint Michael's	11.16.22									
ADELPHI	11.16.22									
at Saint Rose	11.22.22									
at Indiana (Pa.)	11.26.22									
at American Int'l	11.30.22									
FRANKLIN PIERCE	12.03.22									
ASSUMPTION	12.06.22									
BLOOMFIELD	12.08.22									
at Chestnut Hill	12.11.22									
MOLLOY	12.29.22									
LE MOYNE	12.31.22									
at Georgian Court	01.04.23									
at Saint Anselm	01.07.23									
at So New Hampshire	01.10.23									
SO CONNECTICUT	01.14.23									
at Bentley	01.18.23									
PACE	01.21.23									
at Adelphi	01.24.23									
at Franklin Pierce	01.28.23									
SAINT ROSE	02.01.23									
AMERICAN INT'L	02.01.23									
SAINT MICHAEL'S	02.07.23									
at Assumption	02.11.23									
STATEN ISLAND	02.15.23									
at Le Moyne	02.18.23									
SAINT ANSELM	02.21.23									

## OPPONENT GAME-BY-GAME STATISTICS

<u>DATE</u>	<u>OPPONENT</u>	<u>FG-FGA</u>	<u>PCT.</u>	<u>3P-3PA</u>	<u>PCT.</u>	<u>FT-FTA</u>	<u>PCT.</u>	<u>OR-DR-RB</u>	<u>A</u>	<u>TO</u>	<u>B</u>	<u>S</u>	<u>PTS</u>
11/16	New Haven at Saint Michael's												
11/19	NEW HAVEN vs. Adelphi												
11/22	New Haven at Saint Rose												
11/26	New Haven at Indiana (Pa.)												
11/30	New Haven at American Int'l												
12/3	NEW HAVEN vs. Franklin Pierce												
12/6	NEW HAVEN vs. Assumption												
12/8	NEW HAVEN vs. Bloomfield												
12/11	New Haven at Chestnut Hill												
12/29	NEW HAVEN vs. Molloy												
12/31	NEW HAVEN vs. Le Moyne												
1/4	NEW HAVEN vs. Georgian Court												
1/7	New Haven at Saint Anselm												
1/10	New Haven at So New Hampshire												
1/14	NEW HAVEN vs. So Connecticut												
1/18	New Haven at Bentley												
1/21	NEW HAVEN vs. Pace												
1/24	New Haven at Adelphi												
1/28	New Haven at Franklin Pierce												
2/1	NEW HAVEN vs. Saint Rose												
2/4	NEW HAVEN vs. American Int'l												
2/7	NEW HAVEN vs. Saint Michael's												
2/11	New Haven at Assumption												
2/15	NEW HAVEN vs. Staten Island												
2/18	New Haven at Le Moyne												
2/21	NEW HAVEN vs. Saint Michael's												



2021-22 SEASON STATISTICS

Game Records

Record	Overall	Home	Away	Neutral
ALL GAMES	18-9	10-3	6-5	2-1
CONFERENCE	13-6	9-1	4-5	0-0
NON-CONFERENCE	5-3	1-2	2-0	2-1

Score by Periods

Team	1st	2nd	OT	TOT
New Haven	911	1028	8	1947
Opponents	796	920	10	1726

Team Box Score

No.	Player				Total		3-Point		F-Throw		Rebounds											
		GP-GS	MIN	AVG	FG-FGA	FG%	3FG-3FGA	3FG%	FT-FTA	FT%	OFF	DEF	TOT	AVG	PF	DQ	A	TO	BLK	STL	PTS	AVG
21	PIERRE PHILIPPE, Tavin	18-9	475:34	26.4	89-175	.509	31-71	.437	41-57	.719	4	48	52	2.9	31	0	24	29	3	13	250	13.9
4	LANE, Quashawn	26-26	857:34	33.0	128-261	.490	24-57	.421	71-92	.772	24	113	137	5.3	42	2	100	57	13	36	351	13.5
34	THOMAS, Davontrey	27-27	836:37	31.0	127-263	.483	54-136	.397	49-60	.817	35	89	124	4.6	43	0	35	29	4	20	357	13.2
10	ROWLAND, Derrick	22-18	633:59	28.8	110-262	.420	41-130	.315	14-28	.500	6	54	60	2.7	35	0	32	40	3	26	275	12.5
11	OLAWOYE, Victor	26-20	739:37	28.4	70-157	.446	20-61	.328	37-55	.673	22	77	99	3.8	49	0	90	58	2	41	197	7.6
12	MAJAK, Majur	27-26	613:06	22.7	67-111	.604	0-4	.000	32-39	.821	57	167	224	8.3	48	1	7	31	85	6	166	6.1
13	LOPEZ, Antonio	26-0	333:24	12.8	32-87	.368	10-38	.263	25-40	.625	12	52	64	2.5	50	1	16	24	7	8	99	3.8
33	CROCKER, Nick	16-1	186:17	11.6	23-47	.489	7-20	.350	7-14	.500	9	34	43	2.7	14	0	3	9	1	1	60	3.8
3	SMITH JR. , Sean	21-5	202:39	9.7	21-54	.389	13-38	.342	13-16	.813	7	25	32	1.5	11	0	11	10	1	6	68	3.2
15	MCMILLAN, Kendall	23-0	198:42	8.6	19-45	.422	2-7	.286	17-18	.944	5	24	29	1.3	17	0	32	23	0	12	57	2.5
23	BRAITHWAITE, Sean	21-3	249:40	11.9	16-43	.372	6-22	.273	4-13	.308	12	8	20	1.0	21	0	8	10	1	9	42	2.0
25	KELLMAN, Christian	7-0	17:09	2.5	6-9	.667	0-2	.000	0-2	.000	1	4	5	0.7	2	0	0	1	0	0	12	1.7
0	FRANCIS, Andre	10-0	35:35	3.6	3-10	.300	2-8	.250	1-2	.500	1	8	9	0.9	2	0	3	3	1	3	9	0.9
2	MOORE, Devon	8-0	43:43	5.5	1-6	.167	1-4	.250	1-2	.500	0	5	5	0.6	4	0	2	5	0	1	4	0.5
20	GILL, Adriel	1-0	01:24	1.4	0-0	.000	0-0	.000	0-0	.000	0	1	1	1.0	0	0	0	1	0	0	0	0.0
5	PRICE, Jordan	1-0	00:00	0.0	0-1	.000	0-1	.000	0-0	.000	0	0	0	0.0	0	0	0	0	0	0	0	0.0
Team											26	51	77				13					
Total		27	5425		712-1531	.465	211-599	.352	312-438	.712	221	760	981	36.3	369	4	363	343	121	182	1947	72.1
Opponents		27	5425		655-1637	.400	180-595	.303	236-344	.686	279	664	943	34.9	416	6	307	329	58	156	1726	63.9

Team Statistics

	UNH	OPP
Scoring	1947	1726
Points per game	72.1	63.9
Scoring margin	+8.2	-
Field goals-att	712-1531	655-1637
Field goal pct	.465	.400
3 point fg-att	211-599	180-595
3-point FG pct	.352	.303
3-pt FG made per game	7.8	6.7
Free throws-att	312-438	236-344
Free throw pct	.712	.686
F-Throws made per game	11.6	8.7
Rebounds	981	943
Rebounds per game	36.3	34.9
Rebounding margin	+1.4	-
Assists	363	307
Assists per game	13.4	11.4
Turnovers	343	329
Turnovers per game	12.7	12.2
Turnover margin	-0.5	-
Assist/turnover ratio	1.1	0.9
Steals	182	156
Steals per game	6.7	5.8
Blocks	121	58
Blocks per game	4.5	2.1
Winning streak	0	-
Home win streak	0	-
Attendance	1250	2548
Home games-Avg/Game	13-96	11-232
Neutral site-Avg/Game	-	3-146

Team Results

Date	Opponent		Score	Att.
11/12/2021	at Staten Island	W	81-50	205
11/13/2021	vs D'Youville	W	101-52	87
11/17/2021	at Molloy	W	80-59	123
11/20/2021	at Le Moyne	L	75-79	379
11/23/2021	Pace	L	45-69	0
11/27/2021	Dominican (NY)	L	60-66	150
12/01/2021	at Southern Conn. St.	W	75-64	632
12/04/2021	at Saint Rose	W	65-54	233
12/07/2021	American Int'l	W	69-52	0
12/19/2021	Chestnut Hill	W	88-69	0
01/05/2022	at American Int'l	L	62-67	57
01/08/2022	Saint Michael's	W	65-61	0
01/11/2022	at Bentley	L	78-80	78
01/15/2022	Stonehill	W	74-70	0
01/17/2022	Adelphi	W	70-53	0
01/19/2022	at St. Anselm	L	60-67	252
01/22/2022	Assumption	W	65-64	0
02/02/2022	at Pace	L	48-77	250
02/05/2022	Le Moyne	W	80-74	0
02/08/2022	Saint Rose	W	90-56	0
02/10/2022	Southern N.H.	W	70-48	0
02/14/2022	at Franklin Pierce	W	84-55	82
02/16/2022	Southern Conn. St.	W	70-56	1100
02/19/2022	at Adelphi	W	74-62	257
02/28/2022	St. Anselm	Lot	79-81	0
03/12/2022	vs St. Anselm	W	78-70	207
03/13/2022	vs St. Thomas Aquinas	L	61-71	145