

# NEW HAVEN CHARGERS

## WOMEN'S BASKETBALL

### DAN RUEDE

Assistant Director of Athletics / Strategic Communications  
Charger Gym, 300 Boston Post Road, West Haven, CT 06516  
O: 203.932.7025 | C: 203-535-9503  
druede@newhaven.edu | www.NewHavenChargers.com

### 2023-24 SCHEDULE/RESULTS

OVERALL: 4-5 | NE10: 0-5

#### NOVEMBER

Fri.	10	vs Wilmington	W, 81-21
Sat.	11	at Goldey-Beacom	W, 85-57
Wed.	15	at Bentley *	L, 48-59
Tue.	21	<b>PACE *</b>	<b>L, 43-46</b>
Wed.	29	at Assumption *	L, 41-70

#### DECEMBER

Sat.	2	<b>SOUTHERN NEW HAMPSHIRE *</b>	<b>L, 60-65</b>
Wed.	5	<b>ADELPHI *</b>	<b>L, 49-56</b>
Sun.	10	<b>GEORGIAN COURT</b>	<b>W, 74-45</b>
Sat.	30	<b>UNIV OF DISTRICT OF COLUMBIA</b>	<b>W, 67-63</b>

#### JANUARY

Wed.	3	at Saint Michael's *	5:30 p.m.
Sat.	6	at American International *	1:30 p.m.
Wed.	10	<b>SOUTHERN CONNECTICUT *</b>	<b>5:30 p.m.</b>
Sat.	13	<b>SAINT ANSELM *</b>	<b>1:30 p.m.</b>
Tue.	16	at Franklin Pierce *	5:30 p.m.
Sat.	20	<b>SAINT ROSE *</b>	<b>1:30 p.m.</b>
Wed.	24	at Pace *	5:30 p.m.
Sat.	27	<b>BENTLEY *</b>	<b>1:30 p.m.</b>
Tue.	30	<b>ASSUMPTION *</b>	<b>5:30 p.m.</b>

#### FEBRUARY

Sat.	3	at Southern New Hampshire *	1:30 p.m.
Wed.	7	at Adelphi *	5:30 p.m.
Sat.	10	<b>SAINT MICHAEL'S *</b>	<b>1:30 p.m.</b>
Tue.	13	at Southern Connecticut *	5:30 p.m.
Sat.	17	<b>AMERICAN INTERNATIONAL *</b>	<b>1:30 p.m.</b>
Wed.	21	at Saint Anselm *	5:30 p.m.
Sat.	24	at Saint Rose *	1:30 p.m.
Tue.	27	<b>FRANKLIN PIERCE *</b>	<b>5:30 p.m.</b>

#### MARCH

Fri.	1	NE10 Championship First Round	TBD
Sun.	3	NE10 Championship Quarterfinal	TBD
Thu.	7	NE10 Championship Semifinal	TBD
Sun.	10	NE10 Championship Final	TBD
Mar. 15-18		NCAA East Region Championship	TBD
Mar. 25-29		NCAA Final Eight	TBD

\* Northeast-10 Conference game  
Home games in **BOLD CAPS** played at Charger Gymnasium



**NEW HAVEN (4-5, 0-5 NE10) CHARGERS**

### AT A GLANCE

Opening Tip .....	5:30 p.m.
Location .....	Colchester, Vt.
Venue .....	Ross Sports Center
Capacity .....	2,500
Live Video .....	NE10Now.tv
Live Stats .....	SMCAthletics.com
All-Time Series .....	New Haven 14-9
Active Streak .....	W11
Last Meeting .....	New Haven 49-40 (2.7.23)
First Meeting .....	New Haven 61-51 (2.19.83)
Buff vs. Saint Michael's .....	5-0



**SAINT MICHAEL'S (4-7, 0-5 NE10) PURPLE KNIGHTS**

### PROJECTED NEW HAVEN STARTERS

#### 1 GABRIELLE STICKLE

SR • 5-6 • GUARD  
SYRACUSE, N.Y.

PPG	RPG	AST	MIN
5.9	3.2	37	35.0



#### NOTES:

- Started all nine games this season
- Dished out a career-high 8 assists against Goldey-Beacom and matched that vs Georgian Court
- Currently 3rd in the NE10 in assists per game - 4.1
- Currently 6th in the NE10 in steals per game - 1.9

#### 2 EVEANI OKWUOSA

FR • 5-9 • GUARD  
NORTH HAVEN, CONN.

PPG	RPG	STL	MIN
3.9	2.3	10	19.6



#### NOTES:

- First career start came against SNHU
- Second on the team with 10 steals
- First career double figure game 10 points at home vs UDC

#### 5 CHARLOTTE BASSETT

JR • 5-6 • GUARD  
GLASTONBURY, CONN.

PPG	RPG	AST	MIN
7.8	3.4	12	23.4




#### NOTES:

- Has scored in double figures three times
- Scored a career-high 22 points at home vs Georgian Court
- Career-high 7 rebounds vs Adelphi

#### 14 LINDSAY HOGAN

SO • 6-1 • GUARD/FORWARD  
BAYVILLE, N.J.

PPG	RPG	AST	MIN
12.6	5.8	12	31.4



#### NOTES:

- Opened up the season scoring a career-high 30 points against Wilmington - shot 10-of-11, including 5-5 3pt FG
- Named NE10 Player of the Week - Nov 13
- Career-high 12 rebounds in home win vs Georgian Court

#### 34 AURORA DESHAIES

GR • 6-1 • FORWARD  
SYRACUSE, N.Y.

PPG	RPG	BLK	MIN
13.0	10.4	4	27.2



#### NOTES:

- One of two players in the NE10 to average a double double - currently 1st in rebounding
- Has scored in double figures in six of the nine games
- Has five double doubles on the season - most in NE10 and 5th most in NCAA D2

### PUT ME IN COACH I'M READY TO PLAY (FIRST OFF THE BENCH)

**Makaela Johnson**  
GR • 5-9 • FORWARD  
HAMDEN, CONN.

**23**

**Bianca Pendleton**  
JR • 6-0 • FORWARD  
ACCOKEEK, MD.

**32**

**Nayeli Dowding**  
JR • 5-6 • GUARD  
BALDWIN, N.Y.

**10**

**Katelyn Simpson**  
FR • 5-9 • GUARD  
BALDWIN, N.Y.

**11**



# GAME 10: NEW HAVEN AT SAINT MICHAEL'S

## 2022-23 NEW HAVEN CHARGERS NUMERICAL ROSTER

##	Name	Cl.	Po.	Ht.	Hometown / High School / Last School	Pronunciation Guide
1	Gabrielle Stickle	Sr.	G	5-6	Syracuse, N.Y. / Jamesville-Dewitt	
2	Eveani Okwuosa	Fr.	G	5-9	North Haven, Conn. / Hamden Hall	Eh-van-i Oh-kas-ah
3	Becca Townes	Gr.	G	5-8	Newburgh, N.Y. / Our Lady of Lourdes / Saint Rose	
5	Charlotte Bassett	Jr.	G	5-6	Glastonbury, Conn. / Glastonbury	
10	Nayeli Dowding	Jr.	G	5-6	Baldwin, N.Y. / Baldwin / Hartford	Ny-yell-ee
11	Katelyn Simpson	Fr.	G	5-9	Baldwin, N.Y. / Baldwin	
12	Sabira Ahayeva	Jr.	G	5-7	Minsk, Belarus / Minsk #27 / Dawson Community College	Sah-beer-ah Ah-hah-yay-va
14	Lindsay Hogan	So.	G/F	6-1	Bayville, N.Y. / Locust Valley	
15	Marigona Bacaliu	Gr.	G	5-8	Worcester, Mass. / Putnam Science Acad. / Concordia (NY)	
21	Sytlianna Mantzouris	Fr.	G	5-7	Albany, N.Y. / Albany Academy	
23	Makaela Johnson	Gr.	F	5-9	Hamden, Conn. / Hamden / Saint Rose	Styli
32	Bianca Pendleton	Jr.	F	6-0	Accokeek, Md. / New Hope Academy	
34	Aurora Deshaies	Gr.	F	6-1	Syracuse, N.Y. / Bishop Ludden	deh-SHAYS
44	Merit Innocent	Fr.	F	6-2	Delta State, Nigeria / Busche Academy	

**Head Coach:** Debbie Buff (Cortland) – Fifth Season

**Assistant Coach:** Jason Dunne (Hartford aven '19) - First Season

**Graduate Assistant Coach:** Alex Irizarry (UConn '23) - First Season



GABRIELLE STICKLE

1 SR | Guard



EVEANI OKWUOSA

2 FR | Guard



BECCA TOWNES

3 GR | Guard




CHARLOTTE BASSETT

5 JR | Guard



NAYELI DOWDING

10 JR | Guard



KATELYN SIMPSON

11 FR | Guard




SABIRA AHAYEVA

12 JR | Guard



LINDSAY HOGAN

14 SO | Guard/Forward



MARY BACALIU

15 GR | Guard



SYTLIANNA MANTZOURIS

21 FR | Guard



MAKAELA JOHNSON

23 GR | Forward



BIANCA PENDLETON

32 JR | Forward



AURORA DESHAIES

34 GR | Forward



MERIT INNOCENT

44 Fr | Forward



DEBBIE BUFF

HC Fifth Season





VS



TALE OF THE TAPE

4-5, 0-5	OVERALL RECORD	4-7, 0-5
W2	CURRENT STREAK	L1
60.9	POINTS PER GAME	55.6
53.6	OPP POINTS PER GAME	64.3
+7.3	SCORING MARGIN	-8.6
.414	FIELD GOAL PCT	.344
.380	OPP FIELD GOAL PCT	.437
.300	3-POINT FG PCT	.286
.250	OPP 3-POINT FG PCT	.378
4.7	3PT MADE/GAME	6.2
.651	FREE THROW PCT	.618
38.6	REBOUNDS PER GAME	34.0
33.3	OPP. REBOUNDS PER GAME	37.7
+5.3	REBOUND MARGIN	-3.7
14.2	TURNOVERS PER GAME	16.5
0.0	TURNOVER MARGIN	+0.5
11.8	ASSISTS PER GAME	11.9
6.8	STEALS PER GAME	8.5
2.2	BLOCKS PER GAME	1.4

STATISTICAL LEADERS

SCORING

NEW HAVEN	SAINT MICHAEL'S
Deshaies.....13.0	Furch,A.....10.1
Hogan.....12.6	Blake.....9.6

REBOUNDING

NEW HAVEN	SAINT MICHAEL'S
Deshaies.....10.4	Blake.....5.0
Hogan.....5.8	Laggis.....4.9

ASSISTS

NEW HAVEN	SAINT MICHAEL'S
Stickle.....37	Slaven.....24
Three Players Tied.....12	Furch,A.....21

STEALS

NEW HAVEN	SAINT MICHAEL'S
Stickle.....17	Slaven.....17
Okwuosa.....10	Furch,B.....12

BLOCKS

NEW HAVEN	SAINT MICHAEL'S
Okwuosa.....7	Slaven.....4
Deshaies.....4	Four Players Tied.....2

WHAT'S ON TAP

Looking for its first conference win of the season and a third-straight win on the record, the New Haven women's basketball team begins the 2024 portion of its schedule on the road in ski country, Colchester, Vt., as they take on the Saint Michael's Purple Knights.

SCOUTING NEW HAVEN

Three straight double doubles from graduate post player Aurora Deshaies and she is back on top of the scoring column for the Blue and Gold while also leading the team and the Northeast-10 Conference in rebounds. One of two players in the NE10 to average a double-double, Deshaies enters Wednesday night with averages of 13.0 ppg and 10.4 rebounds per game. Also on a bit of a hot streak is junior guard Charlotte Bassett who has scored in double figures in three of the last four games, including a career-high 22 points against Georgian Court. Her recent success has also moved her up the scoring column, currently third on the team with an average of 7.8 ppg. Remaining among the trio of leading scorers is sophomore Lindsay Hogan who has helped fill the void left by the loss of two of the top three scorers from a year ago as she is averaging 12.6 points across the first nine games and leads the Chargers with 16three point field goals. To start the season, fifth-year head coach Debbie Buff turned to the experience of senior Gabrielle Stickle to run the offense and she hasn't disappointed as she has dished out 37 assists and is third in the NE10 with 4.1 per game. Included for Stickle is a pair of games with a career-high eight assists versus

Goldey-Beacom and Georgian Court. Despite the 4-5 overall record, New Haven is outscoring opponents by an average of 7.3 points per game, scoring 80+ in the first two games of the season, after hitting that scoring mark just once all of last season. All combined, the Chargers are shooting 41.4 percent (212-512) as a team, led by Deshaies who is shooting 50.0 percent from the field (52-104).

SCOUTING SAINT MICHAEL'S

Also in search of its first NE10 win of the season, Saint Michael's enters Wednesday night with a 4-7 overall record. For the season, the Purple Knights are scoring at just a 55.6 points per game average, while surrendering 64.3 ppg to their opponents. Individually, just one player is averaging in double figures for Saint Michael's with one of two sisters on the team, Amber Furch leading the way with a 10.1 ppg average, shooting 41.5 percent from the field. More than half of her 34 total field goals have come from outside the arc (21 three's), while she is also second on the team with 21 assists. Following her in the scoring column is Makayla Blake who is averaging 9.6 ppg and a team-high 5.0 rebounds per game.

SERIES HISTORY VS SAINT MICHAEL'S

- New Haven and Saint Michael's meet for the 24th time in the history of the two programs.
- New Haven holds a 14-9 record in the previous 23 games, including winning the last 11 straight meetings.
- New Haven opened up the series with a 10-point victory back in



GAME 10: NEW HAVEN AT SAINT MICHAEL'S

- February of 1983.
- Last season, the Chargers continued their current win streak in the series with a nine-point triumph.
  - In the current 11-game win streak, New Haven has won by double figures in all but two games and both of those were nine-point victories.

NEXT TIME OUT

New Haven will play one more game on the road before making its home debut in 2024, with the second-game of the two-game road trip slated for Saturday, January 6 when they take on the American International Yellow Jackets in Springfield. Opening tip from Butova Gymnasium is scheduled for 1:30 p.m. with all of the action available live on the Chargers Sports Network on NE10Now.tv

HONOR ROLL

After opening the season with an average of 26 points across the two games of the Goldey-Beacom Season Tip-Off Tournament, Lindsay Hogan picked up the first Northeast-10 Player of the Week accolades that were doled out by the league office.

HONOR ROLL PART DEUX

Following up her first collegiate double figure scoring game, North Haven, Conn. native Eveani Okwuosa nabbed her first collegiate award when she garnered NE10 Rookie of the week. Okwuosa, who earned a spot in the starting lineup to start the month of December, closed out the first double digit performance of her career with 10 points as the Chargers scored their second-straight victory, handing UDC its third-straight loss after starting the season 11-0. The freshman guard finished the game shooting 4-of-5 from the field, with a three pointer, and 1-of-2 at the line. In addition to her scoring, she added a pair of steals, a pair of blocks and pulled down a trio of rebounds.

HOGAN'S MY HERO

There will be no sophomore slump as Lindsay Hogan came out firing in 2023-24, opening up the season with a career-high 30 points in the win over Wilmington and following that up with 22 more against Goldey-Beacom to average 26 points across the opening week-end sweep. It wasn't a laboring effort for Hogan as she connected on 72 percent of her field goal attempts (18-of-25), including 82 percent from outside the arc (9-of-11), while also going a perfect 7-of-7 from the free throw line. In addition, she added seven re-

bounds, two assists, a block and four steals.

ASCENDING THE PEAK

Graduate forward Aurora Deshaies entered the season with a milestone mark on her radar and she hit a bullseye becoming the 22nd player all-time to break the 1,000 point plateau, doing so in the first half of the NE10 opener at Bentley. Deshaies will continue to climb the ranks as with 36 more points she will take over 19th all-time. Deshaies became the most recent Charger to join the list since Micah Wormack who closed out her career with 1,022 points.

STICK WITH STICKLE

After spending the last two seasons as a role player off the bench, senior point guard Gabrielle Stickle had her number called to start the new season and she proved her worth early on. The Glastonbury, Conn. native has dished out 37 assists on the season, putting up five or more in the first two games of the year, including a career-high eight in the win over Goldey-Beacom. She then matched that career-high of eight just before the holiday break against Georgian Court. Her 4.1 assist per game average is currently third best in the Northeast-10.

BASSETT IS A HOUND

Junior guard Charlotte Bassett has been sniffing out points as of late, scoring her first ever game in double figures against Southern New Hampshire and her first ever 20+ performance with a career-high 22 in the home win over Georgian Court. Over the last four game stretch, which includes those two games, Bassett is averaging 13.5 points per game and shooting 58.3 percent on 21-of-36.

DOUBLE TROUBLE

One of just two players in the NE10 to average a double double, graduate post player Aurora Deshaies currently leads the NE10 and is 21st in the nation with five double doubles on the season. She is currently riding a streak of three-straight into Wednesday night's game at Saint Michael's, while two of the five have come in NE10 play.

QUADTASTIC

In the 47-year history of New Haven women's basketball three players have surpassed 1,000 career rebounds and this season Aurora Deshaies has the chance to become just the fourth ever to reach the feat. Entering Saturday against UDC, Deshaies stands at 855 career rebounds with an average of 9.8

CHARGERS RECORD WHEN...

Overall.....	4-5
Home .....	2-3
Away .....	1-2
Neutral .....	1-0

BY MONTH

November .....	2-3
December.....	2-2
January .....	0-0
February .....	0-0
March .....	0-0

BY DAYS OF THE WEEK

Monday .....	0-0
Tuesday .....	0-1
Wednesday.....	0-3
Thursday.....	0-0
Friday .....	1-0
Saturday .....	2-1
Sunday .....	1-0

CLOSE GAMES

New Haven leads with 5:00 left in game.....	4-1
New Haven trails with 5:00 left in game.....	0-4
Tied with 5:00 left to play.....	0-0
Decided by five points or less.....	1-2
Decided by 6-10 points.....	0-1
Games decided by 11-plus points.....	3-2
Overtime .....	0-0

OFFENSIVE OUTPUT

New Haven scores less than 50 pts.....	0-4
New Haven scores 50-59 pts .....	0-0
New Haven scores 60-69 pts .....	1-1
New Haven scores 70-79 pts.....	1-0
New Haven scores 80 or more pts .....	2-0

DEFENSIVE OUTPUT

Opponent scores less than 50 pts.....	2-1
Opponent scores 50-59 pts .....	1-2
Opponent scores 60-69 pts .....	1-1
Opponent scores 70-79 pts.....	0-1
Opponent scores 80 or more pts .....	0-0

NEW HAVEN FROM THE FIELD

New Haven shoots below 30% .....	0-0
New Haven shoots 30-40% .....	0-5
New Haven shoots 40-50% .....	3-0
New Haven shoots above 50% .....	1-0
New Haven shoots higher % than opp.....	4-2
New Haven shoots lower % than opp.....	0-3
New Haven shoots same % as opp.....	0-0

REBOUNDING

Outrebounded opponent.....	3-3
Outrebounded by opponent.....	1-1
Rebounds are equal.....	0-1

MISCELLANEOUS

Leading at halftime.....	4-1
Trailing at halftime .....	0-4
Tied at halftime.....	0-0
Has two players or less in double figures .....	0-5
Has three players in double figures .....	3-0
Has four or more players in double figures.....	1-0
Commit same or less TO than opp.....	3-0
Commit more TO than opp. ....	1-5
Games following a win.....	2-1
Games following a loss.....	1-4
Makes more or same 3FGs than opp .....	3-2
Makes less 3FGs than opp .....	1-3
Makes more or same FTs than opp .....	4-1
Makes fewer FTs than opp.....	0-4

CHARGERS BY THE NUMBERS

10+ POINT GAMES	23-24	NE10	CAREER
Bacaliu	--	--	2
Bassett	3	1	3
Deshaies	5	2	58
Dowding	3	1	2
Hogan	4	2	7
Johnson	2	--	2
Okwuosa	1	--	1
Pendleton	--	--	2
Stickie	1	1	2
20+ POINT GAMES	23-24	NE10	CAREER
Bassett	1	--	1
Deshaies	--	--	7
Hogan	2	--	3
30+ POINT GAMES	23-24	NE10	CAREER
Deshaies	--	--	1
Hogan	1	--	1
10+ REB GAMES	23-24	NE10	CAREER
Deshaies	6	3	47
Hogan	1	--	1
Johnson	1	--	1
20+ REB GAMES	23-24	NE10	CAREER
Deshaies	--	--	1
5+ ASSIST GAMES	23-24	NE10	CAREER
Stickie	3	--	3
10+ ASSIST GAMES	23-24	NE10	CAREER
	--	--	
5+ BLOCK GAMES	23-24	NE10	CAREER
	--	--	
5+ STEAL GAMES	23-24	NE10	CAREER
Bacaliu	--	--	1
Stickie	1	--	1
DOUBLE-DOUBLE (P/R)	23-24	NE10	CAREER
Deshaies	5	2	33
Johnson	1	--	1
POINTS LEADER	23-24	NE10	
Bassett	1	--	
Deshaies	3	2	
Hogan	4	2	
Stickie	1	1	
REBOUNDS LEADER	23-24	NE10	
Deshaies	6	3	
Hogan	2	2	
Johnson	1	--	
GAMES STARTED	23-24	CAREER	CONSECUTIVE
Bacaliu	--	12	--
Bassett	5	5	2
Deshaies	9	84	9
Dowding	2	2	--
Hogan	9	23	9
Johnson	7	7	--
Okwuosa	4	4	4
Stickie	9	13	9

per game. She also just recently joined the top-10 in program history and with her 12 against Adelphi in early December took over sixth place all-time from Tristan Jackson who pulled down 824 boards from 2003-07. She now needs 47 to take over fifth place from Sonja Beamon.

PROTECT THE ROCK

The most damaging thing for a team’s offense is turning over the ball. Early in the 2023-24 season, the Chargers are doing a fantastic job of protecting the rock, averaging 14.2 turnovers across the first nine games, including a season-low of nine against Goldey-Beacom, and again against Georgian Court. On the flip side, the Chargers are forcing their opponents into 14.2 turnovers per game and taking advantage of those miscues by scoring 124 points off of those turnovers, while surrendering just 105 points off of their miscues.

TRANSFER POTENTIAL

Head Coach Debbie Buff added a pair of transfers to bolster the Chargers roster in 2023-24 with the addition on Makaela Johnson and Nayeli Dowding. Johnson comes to New Haven from fellow NE10 opponent Saint Rose after averaging 10.6 points and 4.9 rebounds last season. Dowding makes the transition from Hartford where, as a sophomore last season, she averaged 8.3 points and 2.5 rebounds per game.

ALWAYS ON TARGET

Graduate forward Aurora Deshaies has been ascending the all-time scoring ranks mostly due in part to her uncanny ability

to score the rock. The Syracuse, N.Y. native enters this season shooting .570 for her career (429-752) after posting a career-high 60.3 shooting percentage last season which ranked sixth best in all of NCAA Division II. Had Deshaies not returned for her fifth year, she would’ve graduated as the all-time leader in field goal percentage with Amanda Freeman currently leading that category at 52.1% (351-674) from 2002-06.

LEADER THRU AND THRU

Head coach Debbie Buff recently announced the Chargers solo captain for the 2023-24 season with graduate forward Aurora Deshaies earning the distinction for the second-straight season. Last season, Deshaies shared the honor with Camryn DeBose.

BEST OF THE BEST

After a decorated career on the court at New Haven, Camryn DeBose continues to make headlines for the New Haven women’s basketball team. Named the Northeast-10’s Woman of the Year at the annual awards banquet last June, DeBose has been named as one of the Top-30 finalists for the NCAA Woman of the Year award which will be announced at the NCAA’s annual convention in January in Arizona.

NEW FACES OF THE PROGRAM

In addition to the two transfers (Johnson & Dowding) head coach Debbie Buff welcomes four freshman and a community college transfer to the ranks. Sabira Ahayeva will join New Haven as a junior academically after transferring to West Haven from Dawson Community College. Joining her as true freshman are Eveani Okwuosa (North Ha-

TEAM STATISTICS							
	All Games	Home	Away	Neutral	Non-Conf.	Conf. Games	Postseason
RECORD	4-5	2-3	1-2	1-0	4-0	0-5	-
SCORING	548	293	174	81	307	241	-
Points per game	60.9	58.6	58.0	81.0	76.8	48.2	-
Scoring margin	+7.3	+3.6	-4.0	+60.0	+30.3	-11.0	-
FIELD GOALS-ATT	212-512	111-274	71-188	30-50	117-236	95-276	-
Field goal pct	.414	.405	.378	.600	.496	.344	-
3 POINT FG-ATT	42-140	23-84	13-48	6-8	23-62	19-78	-
3-point FG pct	.300	.274	.271	.750	.371	.244	-
3-pt FG made per game	4.7	4.6	4.3	6.0	5.8	3.8	-
FREE THROWS-ATT	82-126	48-70	19-35	15-21	50-72	32-54	-
Free throw pct	.65	.686	.543	.714	.694	.593	-
REBOUNDS	347	193	117	37	165	182	-
Rebounds per game	38.6	38.6	39.0	37.0	41.3	36.4	-
Rebounding margin	+5.2	+3.8	+6.0	+10.0	+7.5	+3.4	-
ASSISTS	106	61	29	16	65	41	-
Assists per game	11.8	12.2	9.7	16.0	16.3	8.2	-
TURNOVERS	128	74	41	13	46	82	-
Turnovers per game	14.2	14.8	13.7	13.0	11.5	16.4	-
Turnover margin	+0.0	-2.2	+0.3	+10.0	+5.3	-4.2	-
Assist/turnover ratio	0.8	0.8	0.7	1.2	1.4	0.5	-
STEALS	61	27	20	14	34	27	-
Steals per game	6.8	5.4	6.7	14.0	8.5	5.4	-
BLOCKS	20	9	7	4	13	7	-
Blocks per game	2.2	1.8	2.3	4.0	3.3	1.4	-

GAME 10: NEW HAVEN AT SAINT MICHAEL'S

ven, Conn.), Katelyn Simpson (Baldwin, N.Y.), Sytlianna Mantzouris (Albany, N.Y.) and Merit Innocent (Delta State, Nigeria).

10. Franklin Pierce - 37  
11. Saint Rose - 26  
12. Saint Michael's - 14  
(#) indicates first-place votes

PRESEASON POLL

In a poll of the league’s 12 head coaches, the New Haven women’s basketball team was selected to finish eighth after finishing the 2022-23 campaign with a 17-10 overall record and a 12-8 record in the NE10 that left them in fifth place in the league standings. 2023 NE10 champion Assumption was selected as the preseason favorite, earning eight of the 12 possible first place votes.

2023-24 Northeast-10 Women’s Basketball Coaches’ Poll

- 1. Assumption - 117 (8)
- 2. Bentley - 108 (3)
- 3. Southern New Hampshire -107 (1)
- 4. Southern Connecticut -84
- 5. Pace - 69
- 6. American International - 62
- 7. Adelphi - 60
- 8. New Haven - 58
- 9. Saint Anselm - 50



NORTHEAST-10 CONFERENCE STANDINGS

	NE10			OVERALL		
	W	L	PCT	W	L	PCT
Pace	4	1	.800	10	1	.909
Saint Rose	4	1	.800	8	1	.889
Bentley	4	1	.800	8	2	.800
So. New Hampshire	4	1	.800	6	3	.667
American Int’l	3	2	.600	8	2	.800
Assumption	3	2	.600	8	2	.800
Franklin Pierce	2	3	.400	7	3	.700
Saint Anselm	2	3	.400	5	6	.455
So Connecticut	2	3	.400	5	6	.455
Adelphi	2	3	.400	4	7	.364
New Haven	0	5	.000	4	5	.444
Saint Michael’s	0	5	.000	4	7	.364

SCORING BREAKDOWN (NEW HAVEN/OPPONENT)

Game	Pts in Paint	Pts off TQs	2nd ch. Pts.	1st Half Pts.	2nd Half Pts.	OT	FT	FB	Starter	Bench
vs Wilmington	40/8	29/10	21/5	50/13	31/8	--	15/4	6/0	62/15	19/6
at Goldey-Beacom	38/18	14/1	17/2	48/29	37/28	--	16/7	4/3	61/36	24/21
at Bentley	38/30	13/12	10/2	25/24	34/24	--	2/13	0/6	44/30	4/29
PACE	28/30	3/16	5/7	16/25	27/21	--	3/7	0/2	29/39	14/7
at Assumption	20/32	10/22	9/5	17/34	24/36	--	1/14	2/16	23/55	18/15
SO NEW HAMPSHIRE	26/32	9/17	12/3	25/30	35/35	--	11/13	10/15	38/61	22/4
ADELPHI	26/40	10/13	9/11	31/23	33/18	--	15/5	2/13	34/48	15/8
GEORGIAN COURT	44/30	28/4	6/10	43/22	31/23	--	7/2	6/5	60/40	14/5
UDC	28/32	8/10	14/13	27/21	40/42	--	12/7	2/13	50/59	17/4
at Saint Michael’s										
at American Int’l										
SO CONNECTICUT										
SAINT ANSELM										
at Franklin Pierce										
SAINT ROSE										
at Pace										
BENTLEY										
ASSUMPTION										
at So New Hampshire										
at Adelphi										
SAINT MICHAEL’S										
at So Connecticut										
AMERICAN INT’L										
at Saint Anselm										
at Saint Rose										
FRANKLIN PIERCE										

CLASS SCORING

	Fr.	So.	Jr.	Sr.	Gr.
vs Wilmington	8	30	16	2	25
at Goldey-Beacom	2	22	22	6	33
at Bentley	0	8	15	6	19
PACE	3	8	13	11	8
at Assumption	6	13	12	2	8
SO NEW HAMPSHIRE	2	19	22	6	11
ADELPHI	2	7	15	7	18
GEORGIAN COURT	8	6	33	6	21
UDC	10	0	22	7	28
at Saint Michael’s					
at American Int’l					
SO CONNECTICUT					
SAINT ANSELM					
at Franklin Pierce					
SAINT ROSE					
at Pace					
BENTLEY					
ASSUMPTION					
at So New Hampshire					
at Adelphi					
SAINT MICHAEL’S					
at So Connecticut					
AMERICAN INT’L					
at Saint Anselm					
at Saint Rose					
FRANKLIN PIERCE					
TOTAL	41	113	680	53	171



GAME-BY-GAME STARTERS

GAME	1	2	3	4	5
vs Wilmington	Stickle	Bassett	Hogan	Johnson	Deshaies
at Goldey-Beacom	Stickle	Bassett	Hogan	Johnson	Deshaies
at Bentley	Stickle	Dowding	Hogan	Johnson	Deshaies
PACE	Stickle	Dowding	Hogan	Johnson	Deshaies
at Assumption	Stickle	Bassett	Hogan	Johnson	Deshaies
SO NEW HAMPSHIRE	Stickle	Okwuosa	Hogan	Johnson	Deshaies
ADELPHI	Stickle	Okwuosa	Hogan	Johnson	Deshaies
GEORGIAN COURT	Stickle	Bassett	Hogan	Okwuosa	Deshaies
UDC	Stickle	Bassett	Hogan	Okwuosa	Deshaies
at Saint Michael's	-	-	-	-	-
at American Int'l	-	-	-	-	-
SO CONNECTICUT	-	-	-	-	-
SAINT ANSELM	-	-	-	-	-
at Franklin Pierce	-	-	-	-	-
SAINT ROSE	-	-	-	-	-
at Pace	-	-	-	-	-
BENTLEY	-	-	-	-	-
ASSUMPTION	-	-	-	-	-
at So New Hampshire	-	-	-	-	-
at Adelphi	-	-	-	-	-
SAINT MICHAEL'S	-	-	-	-	-
at So Connecticut	-	-	-	-	-
AMERICAN INT'L	-	-	-	-	-
at Saint Anselm	-	-	-	-	-
at Saint Rose	-	-	-	-	-
FRANKLIN PIERCE	-	-	-	-	-

CHARGERS IN THE NE10  
TEAM STATS

CATEGORY	RANK	STAT
SCORING OFFENSE	8	60.9
SCORING DEFENSE	3	53.6
FG %	4	41.4
FG % DEFENSE	9	38.0
FT %	10	65.1
3-PT FG %	5	30.0
3-PT FG % DEFENSE	5	25.0
ASSISTS/GAME	12	11.8
TOTAL REBOUNDING	3	38.6
OFFENSIVE REB.	2	12.6
DEFENSIVE REB.	6	26.0
REBOUNDING MARGIN	2	5.2
BLOCKED SHOTS/GAME	10	2.2
STEALS/GAME	7	6.8

INDIVIDUAL STATS

PLAYER	RANK	STAT
POINTS PER GAME		
Aurora Deshaies	t-13	13.0
Lindsay Hogan	16	12.6

REBOUNDS PER GAME		
Aurora Deshaies	1	10.4
Lindsay Hogan	20	5.8

ASSISTS PER GAME		
Gabrielle Stickle	3	4.1

BLOCKS PER GAME		
Eveani Okwuosa	t-11	0.8

STEALS PER GAME		
Gabrielle Stickle	t-6	1.9
Eveani Okquosa	t-24	1.1

FIELD GOAL PERCENTAGE		
Aurora Deshaies	9	50.0
Charlotte Bassett	14	45.0
Lindsay Hogan	18	43.8

3-POINT FG PERCENTAGE		
Lindsay Hogan	7	40.0

3-POINT FG MADE		
Lindsay Hogan	t-2	2.5

FREE THROW %

SEASON RECORDS

POINTS

1. Joy Jeter.....	648	1988-89
2. Joy Jeter.....	577	1985-86
3. Aquillin Hayes.....	576	2014-15
Ashley Hilton.....	576	2006-07
5. Charlene Taylor.....	557	1988-89
6. Joy Jeter.....	556	1987-88
7. Jennifer Davis .....	540	1995-96
8. Niketa Harris.....	534	2001-02
9. Debbie Moore .....	533	1992-93
10. Briana Bradford.....	527	2015-16

POINTS PER GAME (MIN. 20 GAMES)

1. Joy Jeter.....	20.6	1985-86
2. Niketa Harris.....	20.5	2001-02
3. Joy Jeter.....	20.3	1988-89
4. Debbie Moore .....	19.7	1992-93
5. Jennifer Davis .....	19.3	1995-96
6. Briana Bradford .....	18.8	2015-16
7. Aquillin Hayes.....	18.6	2014-15
Ashley Hilton.....	18.6	2006-07
9. Debbie Moore .....	18.0	1991-92
10. Charlene Taylor.....	17.4	1988-89

FIELD GOALS

1. Joy Jeter.....	231	1988-89
2. Aquillin Hayes.....	230	2014-15
3. Jennifer Davis .....	228	1995-96
4. Charlene Taylor.....	225	1988-89
5. Joy Jeter.....	219	1985-86
6. Ashley Hilton.....	216	2006-07
7. Joy Jeter.....	211	1986-87
8. Niketa Harris.....	209	2001-02
9. Joy Jeter.....	208	1987-88
10. Debbie Moore .....	204	1992-93

FIELD GOAL PERCENTAGE (MIN. 100 ATTEMPTS)

1. Shannon Driscoll (74-122)....	.607	1991-92
2. <b>Aurora Deshaies (158-262) .603 .....</b>	<b>2022-23</b>	
3. Amanda Freeman (128-216) ..	.593	2004-05
4. Cathy Pavell (165-282).....	.585	1982-83
5. Leighanna Lister (62-108) ....	.574	2022-23
6. Aurora Deshaies (130-230) ...	.565	2019-20
7. Nyree Frazier (69-125) .....	.552	2004-05
8. Phoenicia Wright (73-136) ...	.537	1998-99
9. Nikki Carroll (93-175) .....	.531	2008-09
10. Katia Oge (62-115) .....	.529	2018-19

THREE-POINT FIELD GOALS MADE

1. Becky Snow .....	63	1999-00
2. Becky Snow .....	59	1997-98
3. Camryn DeBose .....	58	2022-23
4. Becky Snow .....	57	1996-97
5. Becky Snow .....	56	1998-99
6. Briana Bradford .....	53	2015-16
7. Anh-Dao Tran .....	52	2012-13
8. Dominique Stellmacher.....	48	2009-10
9. Audrey Cunningham .....	47	2010-11
10. Keri-Anne Jetter .....	45	2006-07

THREE-POINT FIELD GOAL PERCENTAGE (min. 25 made)

1. Briiana Rende (26-60) .....	.433	2005-06
2. Anh-Dao Tran (37-88) .....	.420	2010-11
3. Camryn DeBose (58-143).....	.406	2022-23
4. Karen Hill (27-67).....	.403	1987-88
5. Bria Moore (32-80).....	.400	2011-12
Ashley Hilton (26-65) .....	.400	2005-06
Kia Nealy (32-80).....	.400	2002-03
8. Ashley Hilton (27-68) .....	.397	2006-07
9. Bria Moore (28-71) .....	.394	2013-14
10. Brie Pergola (33-86) .....	.384	2019-20

FREE THROWS

1. Joy Jeter.....	185	1988-89
2. Christine Huber.....	140	1998-99
Joy Jeter.....	140	1987-88
4. Joy Jeter.....	139	1985-86
5. Briana Bradford .....	134	2015-16
6. Ashley Hilton.....	117	2006-07
7. Niketa Harris.....	116	2001-02
8. Aquillin Hayes.....	115	2014-15
9. Alexandria Kerr .....	114	2018-19
Lauren Hood .....	114	2008-09

FREE THROW PERCENTAGE (MIN. 50 MADE)

1. Anh-Dao Tran (62-69) .....	.899	2011-12
2. Brie Pergola (58-66) .....	.879	2019-20
3. Cathy Pavell (76-87).....	.874	1982-83
4. Lauren Hebert (92-107).....	.860	2015-16
5. Anh-Dao Tran (68-81) .....	.840	2012-13
6. Kyle Verrett (53-64).....	.828	2000-01
Karen Hill (53-64).....	.828	1986-87
8. Briiana Rende (84-102).....	.824	2007-08
9. Briana Bradford (93-113) .....	.823	2013-14
10. Bria Moore (69-84) .....	.821	2011-12

REBOUNDS

1. Joy Jeter.....	429	1988-89
2. Joy Jeter.....	378	1985-86
3. Joy Jeter.....	376	1987-88
4. Tiesha Grace.....	362	1995-96
5. Cathy Pavell.....	319	1982-83
6. Joy Jeter.....	312	1986-87
7. Tiesha Grace.....	301	1994-95
8. Maria Magoulas .....	295	1980-81
9. Aquillin Hayes.....	291	2014-15
<b>Aurora Deshaies .....</b>	<b>291</b>	<b>2022-23</b>

ASSISTS

1. Moe Stevens.....	176	1995-96
2. Charlene Taylor .....	175	1987-88
3. Helin Marte .....	174	2009-10
4. Charlene Taylor .....	171	1986-87
5. Moe Stevens.....	169	1994-95
6. Kristy Conyers.....	165	1999-00
7. Charlene Taylor .....	162	1988-89
8. Helin Marte .....	152	2008-09
9. Cathy Alston.....	151	1981-82
10. Helin Marte .....	137	2007-08
Carolyn Bell.....	137	1986-87

BLOCKED SHOTS

1. Joy Jeter.....	81	1988-89
2. Joy Jeter.....	62	1987-88
3. Arrette Harvey.....	59	1989-90
4. Joy Jeter.....	56	1986-87
5. Sonja Beamon .....	54	1986-87
6. Joy Jeter.....	47	1985-86
7. Micah Wormack .....	45	2016-17
8. Micah Wormack .....	43	2019-20
9. Jill Baranger.....	42	2009-10
10. Mary Doherty.....	41	1984-85

STEALS

1. Debbie Moore .....	138	1992-93
2. Charlene Taylor .....	134	1987-88
3. Charlene Taylor .....	100	1988-89
4. Charlene Taylor .....	96	1985-86
5. Kristy Conyers.....	93	1998-99
6. Alexandria Kerr.....	91	2018-19
Kristy Conyers.....	91	1999-00
8. Charlene Taylor .....	89	1986-87
9. Moe Stevens.....	87	1993-94
10. Carolyn Bell.....	82	1986-87
Debbie Moore .....	82	1991-92
Cathy Alston.....	82	1983-84



CAREER RECORDS

SCORING (1,000 POINT CLUB)

1. Joy Jeter.....	2,299	.....1985-89
2. Charlene Taylor.....	1,851	.....1985-89
3. Niketa Harris.....	1,673	.....1998-02
4. Debbie Moore .....	1,667	.....1989-93
5. Ashley Hilton.....	1,637	.....2003-07
6. Jennifer Davis.....	1,622	.....1992-96
7. Becky Snow .....	1,551	.....1996-00
8. Briana Bradford.....	1,545	.....2012-16
9. Alexandria Kerr.....	1,500	.....2015-19
10. Christine Huber.....	1,453	.....1996-00
11. Aquillin Hayes.....	1,392	.....2011-15
12. Lauren Hood .....	1,366	.....2005-09
13. Tiesha Grace.....	1,347	.....1994-98
14. Cathy Alston.....	1,310	.....1980-84
15. Camryn DeBose .....	1,308	.....2018-23
16. Bria Moore .....	1,245	.....2011-15
17. Sonja Beamon .....	1,208	.....1983-87
18. Nikki (Tierney) Devaney .....	1,133	.....1990-94
19. Tristan Jackson.....	1,114	.....2003-07
20. Aurora Deshaies.....	1,079	.....2019-Pres.
21. Arnetha Eaddy.....	1,062	.....1981-85
22. Micah Wormack.....	1,022	.....2016-20

FIELD GOALS

1. Joy Jeter.....	869	.....1985-89
2. Charlene Taylor .....	782	.....1985-89
3. Jennifer Davis .....	719	.....1992-96
4. Debbie Moore .....	637	.....1989-93
5. Niketa Harris.....	632	.....1998-02
6. Ashley Hilton.....	594	.....2003-07
7. Aquillin Hayes.....	559	.....2011-15
8. Becky Snow .....	549	.....1996-00
9. Christine Huber.....	544	.....1996-00
10. Tiesha Grace.....	541	.....1994-98

FIELD GOAL PERCENTAGE (MIN. 200 MADE)

1. Amanda Freeman (351-674) .....	.521	.....2002-06
2. Nicole Myrick (277-551) .....	.503	.....1993-96
3. Joy Jeter (869-1788) .....	.486	.....1985-89
4. Micah Wormack (432-896) .....	.482	.....2016-20
5. Niketa Harris (632-1319) .....	.479	.....1998-02
6. Ashley Hilton (594-1259).....	.472	.....2003-07
7. Dana Hodges (255-543) .....	.470	.....1981-85
8. Aquillin Hayes (559-1195) .....	.468	.....2011-15
9. Phoenicia Wright (326-700) .....	.466	.....1998-02
10. Tristan Jackson (423-929).....	.455	.....2003-07
11. Jill Angotta (354-779) .....	.454	.....2000-04

THREE-POINT FIELD GOALS

1. Becky Snow .....	235	.....1996-00
2. Camryn DeBose .....	165	.....2018-23
3. Briana Bradford.....	164	.....2012-16
4. Briiana Rende.....	140	.....2005-09
5. Anh-Dao Tran .....	130	.....2010-13
6. Jennifer Shoemaker .....	126	.....2003-07
7. Audrey Cunningham .....	102	.....2010-12, 13-14
8. Lauren Hood .....	100	.....2005-09
Bria Moore .....	100	.....2011-15
10. Elizabeth Cruso .....	96	.....2011-15

THREE-POINT FIELD GOAL PERCENTAGE (MIN. 50 MADE)

1. Kia Nealy (53-139) .....	.381	.....2002-04
2. Briiana Rende (140-390) .....	.359	.....2005-09
3. Camryn DeBose (165-464) .....	.356	.....2018-Pres.
4. Anh-Dao Tran (130-370).....	.351	.....2010-13
5. Ashley Hilton (72-205).....	.351	.....2003-07
6. Becky Snow (235-682) .....	.345	.....1996-00
7. Cori Harrington (78-227) .....	.344	.....1998-02
8. Charlene Taylor (55-164).....	.335	.....1985-89
9. Lauren Hood (100-300) .....	.333	.....2005-09
10. Bria Moore (100-308) .....	.325	.....2011-15

FREE THROWS

1. Joy Jeter.....	560	.....1985-89
2. Niketa Harris.....	409	.....1998-02
3. Briana Bradford .....	401	.....2012-16
4. Ashley Hilton.....	377	.....2003-07
5. Christine Huber.....	365	.....1996-00
6. Alexandria Kerr.....	346	.....2015-19
6. Lauren Hood .....	346	.....2005-09
8. Debbie Moore .....	325	.....1989-93
9. Bria Moore .....	285	.....2011-15
10. Nikki (Tierney) Devaney.....	282	.....1990-94

FREE THROW PERCENTAGE (MIN. 150 MADE)

1. Anh-Dao Tran (170-204).....	.833	.....2010-13
2. Brie Pergola (205-255) .....	.804	.....2017-22
3. Karen Hill (164-211) .....	.777	.....1984-88
4. Briana Bradford (401-526).....	.762	.....2012-16
5. Briiana Rende (260-342) .....	.760	.....2005-09
6. Becky Snow (218-288) .....	.757	.....1996-00
7. Bria Moore (285-377) .....	.756	.....2011-15
8. Lauren Hood (346-460) .....	.752	.....2005-09
9. Lauren Hebert (233-310) .....	.752	.....2012-16
10. Tristan Jackson (264-352) .....	.750	.....2003-07
11. Adelina Gentry (238-323) .....	.737	.....2002-06

REBOUNDING

1. Joy Jeter.....	1,486	.....1985-89
2. Tiesha Grace.....	1,047	.....1994-98
3. Phoenicia Wright.....	1,006	.....1998-02
4. Aquillin Hayes.....	945	.....2011-15
5. Sonja Beamon .....	901	.....1983-87
6. Aurora Deshaies.....	855	.....2019-Pres.
7. Tristan Jackson.....	824	.....2003-07
8. Debbie Moore .....	817	.....1989-93
9. Alexandria Kerr.....	814	.....2015-19
10. Ashley Hilton.....	810	.....2003-07

ASSISTS

1. Charlene Taylor .....	603	.....1985-89
2. Moe Stevens.....	539	.....1992-96
3. Helin Marte.....	503	.....2006-10
4. Kristy Conyers .....	482	.....1996-00
5. Cathy Alston.....	451	.....1980-84
6. Carolyn Bell.....	372	.....1983-87
7. Briiana Rende.....	368	.....2005-09
8. Nikki (Tierney) Devaney.....	360	.....1990-94
9. Debbie Moore .....	314	.....1989-93
10. Anh-Dao Tran.....	303	.....2010-13

BLOCKED SHOTS

1. Joy Jeter.....	246	.....1985-89
2. Micah Wormack .....	136	.....2016-20
3. Aquillin Hayes.....	134	.....2011-15
4. Katia Oge.....	101	.....2015-19
5. Mary Doherty.....	92	.....1981-85
6. Sonja Beamon .....	91	.....1983-87
7. Arrette Harvey.....	85	.....1989-91
8. Rykema Stone.....	83	.....2011-15
9. Arlevia Samuel .....	73	.....1991-95
10. Ashley Hilton.....	72	.....2003-07

STEALS

1. Charlene Taylor .....	419	.....1985-89
2. Debbie Moore .....	379	.....1989-93
3. Kristy Conyers.....	316	.....1996-00
4. Moe Stevens.....	298	.....1992-96
5. Carolyn Bell.....	281	.....1983-87
6. Nikki (Tierney) Devaney.....	278	.....1990-94
7. Cathy Alston.....	251	.....1980-84
8. Helin Marte .....	238	.....2006-10
9. Jennifer Davis .....	237	.....1992-96
10. Joy Jeter.....	221	.....1985-89

GAMES PLAYED

1. Joy Jeter.....	122	.....1985-89
Charlene Taylor .....	122	.....1985-89
3. Ashley Hilton.....	119	.....2003-07
4. Sonja Beamon .....	117	.....1983-87
Adelina Gentry .....	117	.....2002-06
Lauren Hood .....	117	.....2005-09
7. Briiana Rende.....	116	.....2005-09
8. Alanna Zahora.....	115	.....2003-07
Lauren Hebert .....	115	.....2012-16
10. Helin Marte .....	114	.....2006-10
Carolyn Bell.....	114	.....1983-87

THE LAST TIME

THE LAST TIME A NEW HAVEN STUDENT-ATHLETE...

Scored 20-29 points.....	Charlotte Bassett (22) vs Georgian Court, 12/17/23
Scored 30-39 points.....	Lindsay Hogan (30) vs Wilmington, 11/10/22
Made 10+ field goals .....	Lindsay Hogan (10) vs Wilmington, 11/10/23
Made 10+ free throws.....	Camryn DeBose (13-14) vs Georgian Court, 11/12/22
Made 5+ three-pointers .....	Lindsay Hogan (5) vs Wilmington, 11/10/23
Had 10+ rebounds .....	Aurora Deshaies (11) at Bentley, 11/15/23
Had 15-19 rebounds.....	Aurora Deshaies (15) at Le Moyne, 02/18/23
Had 20 rebounds .....	Aurora Deshaies (21) at Adelphi, 2/18/22
Had 5+ assists.....	Gabrielle Stickle (8) vs Georgian Court, 12/17/23
Had 10+ assists .....	Luzdali Ocasio (10) at Chestnut Hill, 12/11/19
Had 5+ blocks.....	Micah Wormack (5) vs. Le Moyne, 11/23/19
Had 5+ steals .....	Gabrielle Stickle (6) vs Wilmington, 11/10/23
Had a double-double.....	Aurora Deshaies (18 pts, 11 rbd) vs Georgian Court, 12/17/23
Had consecutive double-doubles.....	Aurora Deshaies (3) vs Adelphi, vs Georgian Court, UDC 12/5-12/30/23
Led team in points, rebounds and assists.....	Aurora Deshaies (14 points, 15 rebounds, 4 assists) vs. Bloomfield, 11/19/22
Scored in the final 10 seconds to win.....	Cam DeBose (2-point driving layup (1.7 seconds remaining) to win 56-54 vs Staten Island, 02/15/23

THE LAST TIME A NEW HAVEN TEAM...

Scored 70-79 points.....	vs Georgian Court (W, 74-45), 12/17/23
Scored 80-89 points.....	at Goldey-Beacom (W, 85-57), 11/11/23
Scored 90-99 points .....	vs. Post, (W, 91-60), 12/31/17
Scored 100 points.....	vs. Mercy (W, 103-81), 12/01/07
Allowed 50 points or fewer .....	vs Georgian Court (W, 74-45), 12/17/23
Allowed 40 points or fewer .....	vs Wilmington (W, 81-21), 11/10/23
Won by 20-29 points.....	vs Georgian Court (W, 74-45), 12/17/23
Won by 30-39 points.....	vs. Wilmington (W, 81-21), 11/10/23
Won by 40 points .....	vs. Wilmington (W, 81-21), 11/10/23
Had 50 rebounds .....	at Goldey-Beacom (50), 11/11/23
Shot 50 percent or better from the field .....	vs Georgian Court (50.0%), 12/17/23
Shot 50 percent or better from three-point range (min. 10 attempts) .....	vs Saint Anselm (58.3%), 02/21/23
Shot 90 percent or better from the free throw line (min. 10 attempts).....	vs. Staten Island (90.0 percent, 9-10), 2/21/23
Made more three-point than two-point field goals .....	vs. No. 10 Holy Family (13 three-pointers, 12 two-pointers), 11/15/08
Had 20 assists.....	vs Georgian Court (21), 12/17/23
Had 20 steals.....	vs. Mercy (20), 12/01/07
Had 4 players in double figures .....	at Goldey-Beacom (Hogan 22, Deshaies 17, Johnson 16, Dowding 14), 11/11/23
Had 5 players in double figures.....	vs. Bloomfield (Deshaies 12, DeBose 12, Wormack 10, White 10, Ocasio 10), 11/20/19
Had all 5 starters in double figures.....	vs. UPR-Bayamon (Kerr 19, Pergola 16, Wormack 13, Cubbage 11, DeBose 10), 11/21/18
Had 2 players with 10+ rebounds.....	vs. Georgian Court (Hogan 12, Deshaies 11), 12/17/23
Had 2 players record a double-double .....	at Chestnut Hill (Wormack 15 pts/10 reb; Deshaies 15 pts/10 reb), 12/11/19
Won in overtime.....	72-64 at College of Staten Island, 11/17/21
Lost in overtime.....	84-87 (2 OT) vs Dominican, 01/04/23
Scored 80 points or more and lost .....	vs. Dominican (84-87 2OT), 01/04/23
Allowed 50 points or fewer and lost.....	at Le Moyne (42-28), 03/07/19
Played a nationally-ranked opponent.....	at No. 11 Assumption, 11/29/23
Defeated a nationally-ranked opponent .....	vs. No. 19 Bentley (53-40), 01/14/20

BOLD DENOTES 2023-24 OCCURENCE



DEBBIE BUFF

HEAD COACH  
FIFTH SEASON  
CORTLAND

Debbie Buff enters her fifth season at the helm of the Blue and Gold in 2023-24, coming to New Haven prior to the 2018-19 campaign following a seven-year stint at Wheeling Jesuit University (Wheeling, W.V.), which included back-to-back Mountain East Conference Championships and NCAA Division II tournament appearances.

Buff (67-47, .573) has led the Blue and Gold to an appearance in the Northeast-10 Conference tournament in each of her four seasons, which includes back-to-back 18-win campaigns in each of her first two seasons.

Last season, Buff led the Chargers to a 17-10 overall record and a first-round home game against Franklin Pierce in the NE10 Championship. Leading the way for Buff was the co-captain duo over graduate guard Camryn DeBose and senior Aurora Deshaies, both of whom earned a spot on Northeast-10 All-Conference teams. DeBose, an NE10 First Team and All-Defensive Team selection was also tabbed the NE10's Woman of the Year, the third Chargers to earn the distinction since the Blue and Gold joined the league.

After returning from the CoVID-19 shutdown, Buff led the Chargers to a 10-16 overall record led by DeBose and DeShaies who combined to averaged over 25 points per game. DeBose also capped off the season as one of three Chargers who were named to the NE10 Academic All-Conference Teams following the winter seasons.

During her second season in 2019-20, Buff led the Chargers to an 18-9 record. New Haven finished the season ninth in the nation in Division II in scoring defense, holding opponents to just 53.7 points per game. NE10 All-Rookie selection Aurora Deshaies led the conference in field goal pct. (.565), senior Micah Wormack earned Second Team All-NE10 honors, and DeBose was named to the Northeast-10 All-Academic Team.

In her first campaign with the Chargers in 2018-19, Buff led New Haven to an 18-12 record, an improvement of six wins over the season prior to her arrival. The season culminated with a trip to the NE10 semifinals for the first time since 2016 following a road victory over Stonehill in the NE10 quarterfinals. Buff also helped mentor Alexandria Kerr, a First Team All-NE10 honoree and three-time CoSIDA First Team Academic All-District selection.

Prior to New Haven, Buff took over the Wheeling Jesuit program in 2011 and in five years led her first full recruiting class to the first of back-to-back Mountain East Conference Championships in 2015-16. The Cardinals finished that season with a 27-6 overall record, which tied the school record for most victories in a single season.

The Cardinals followed that up with a second-straight 25-win season, Mountain East Championship and subsequent trip to the NCAA Division II regional championship. Over her seven years in West Virginia, Buff collected a 111-93 overall record for a .544 winning percentage. Over her seven years, the Cardinals finished with a plus-.500 record on four occasions.

Prior to Wheeling Jesuit, Buff spent two seasons at Endicott College where she led the Gulls to the most wins in school history with a 23-6 record in 2008-09 and an appearance in the championship game of the Commonwealth Coast Conference. In her two seasons at Endicott, she compiled an overall record of 42-14.

Her first stint as a head coach came at the Rochester Institute of Technology where her five-plus year career was highlighted by Empire 8 Coach of the Year accolades in 2006-07 when she led the Tigers to the most victories in the history of the RIT women's basketball program and the program's first ever appearance in the Empire 8 and ECAC Championships.

Prior to her collegiate head coaching career, Buff served as an assistant coach and recruiting coordinator at fellow Northeast-10 opponent College of Saint Rose where she helped lead the Golden Knights to the 2000 NCAA Division II Northeast Region Championship, a 34-1 record and a national ranking as high as No. 1 in the country.

Previous to joining a college program, Buff spent 14 years as the head coach at Bishop Maginn High School in Albany. In her time there, she recorded 203 wins and 57 losses while capturing five Big 10 Conference Championships, a Section II title, a regional title and a New York State Class A title. A Hall of Famer at Bishop Maginn, Buff was named the New York State Coach of the Year following the team's 1996 state title run.

A graduate from the State University of New York College at Cortland with a Bachelor of Science degree in physical education, she also holds a Master's Degree in health education from Russell Sage College. During her time at Cortland, she competed three years for the women's basketball team before turning her attention to training for the Skylon International Marathon in New York. In addition to Skylon, Buff has competed in seven triathlons, most notably the Lake Placid Olympic Tour triathlon.

Outside of her coaching and triathlon experiences, Buff has donated countless hours of volunteer time with the Alzheimer's Association and the Make A Wish foundation, both causes near and dear to her heart.

BUFF ALL-TIME VS. OPPONENTS

Adelphi.....	2-7
American International .....	7-2
Assumption .....	2-4
Bentley .....	2-4
Bloomfield.....	4-0
Bloomsburg.....	0-0
Bridgeport.....	3-0
Chestnut Hill.....	2-1
Central Oklahoma .....	0-1
District of Columbia.....	1-0
Dominican.....	2-1
Franklin Pierce .....	4-2
Georgian Court .....	3-0
Goldey-Beacom.....	3-0
Le Moyne .....	3-7 Overall, 2-6 New Haven

Merrimack.....	0-1
Nyack .....	1-0
Pace .....	3-5
Post .....	1-0
Puerto Rico - Bayamon .....	1-0
Saint Anselm .....	2-4
Saint Michael's .....	5-0
Saint Rose.....	5-3
Saint Thomas Aquinas .....	1-1
So. Connecticut State.....	6-1
So. New Hampshire .....	1-4
Staten Island.....	3-0
Stonehill.....	1-3
Upper Iowa .....	1-0
Wilmington.....	1-0

THE BUFF FILE

University of New Haven  
Head Coach (2018-Present)

Wheeling Jesuit University  
Head Coach (2011-2018)

Endicott College  
Head Coach (2008-10)

Rochester Institute of Technology  
Head Coach (2002-08)

College of Saint Rose  
Assistant Coach

Bishop Maginn High School  
Head Coach

BUFF YEAR-BY-YEAR  
HEAD COACHING RECORDS

2002-03 (RIT) .....	7-18 Overall, 3-11 Empire 8
2003-04 (RIT) .....	10-15 Overall, 5-9 Empire 8
2004-05 (RIT) .....	8-17 Overall, 4-18 Empire 8
2005-06 (RIT) .....	6-18 Overall, 3-11 Empire 8
2006-07 (RIT) .....	15-12 Overall, 8-6 Empire 8
2007-08 (RIT) .....	5-3 Overall, 2-2 Empire 8
2008-09 (EC) .....	23-6 Overall, 12-1 CCC
2009-10 (EC) .....	19-8 Overall, 11-2 CCC
2011-12 (WJU) .....	5-22 Overall, 2-20 WVIAC
2012-13 (WJU) .....	8-19 Overall, 5-17 WVIAC
2013-14 (WJU) .....	15-13 Overall, 11-10 MEC
2014-15 (WJU) .....	19-9 Overall, 15-7 MEC
2015-16 (WJU) .....	27-6 Overall, 18-4 MEC
2016-17 (WJU) .....	25-7 Overall, 15-5 MEC
2017-18 (WJU) .....	12-17, 10-12 MEC
2018-19 (UNH) .....	18-11 Overall, 10-10 NE10
2019-20 (UNH) .....	18-9 Overall, 12-7 NE10
2021-22 (UNH) .....	10-15 Overall, 5-14 NE10
2022-23 (UNH) .....	17-9 Overall, 12-8 NE10
2023-24 (UNH) .....	4-5 Overall, 0-5 NE10
<b>Overall Record .....</b>	<b>271-242 (.528)</b>
<b>NE10 Record .....</b>	<b>39-44 (.469)</b>





PLAYER CAREER/SEASON STATS



GABRIELLE STICKLE

1

GUARD

SENIOR | 5-6  
SYRACUSE, N.Y. | JAMESVILLE-DEWITT

SINGLE-GAME SEASON HIGHS

Points: 11 vs Pace (11/21/23)  
Rebounds: 6 at Goldey-Beacom (11/11/23)  
Assists: 8, 2x last vs Georgian Court (12/17/23)  
Steals: 6 vs Wilmington (11/10/23)  
Blocks:  
FG made: 4 vs Pace (11/21/23)  
FG attempts: 10, 2x last vs Adelphi (12/5/23)  
3FG made: 2, 2x last vs Pace (11/21/23)  
3FG attempts: 5, 3x last at Assumption (11/28/23)  
FT made: 4 vs Georgian Court (12/17/23)  
FT attempts: 5 vs Georgian Court (12/17/23)

SINGLE-GAME CAREER HIGHS

Points: 13 vs Assumption (12/13/22)  
Rebounds: 6 vs Dominican (1/4/23)  
Assists: 8, 2x last vs Georgian Court (12/17/23)  
Steals: 6 vs Wilmington (11/10/23)  
Blocks:  
FG made: 5 vs Assumption (12/13/22)  
FG attempts: 10, 3x last vs Adelphi (12/5/23)  
3FG made: 3, 2x last vs Dominican (1/4/23)  
3FG attempts: 7 vs Dominican (1/4/23)  
FT made: 4 vs Georgian Court (12/17/23)  
FT attempts: 5 vs Georgian Court (12/17/23)

CAREER STATISTICS

					-----Total-----			-----3-Point-----			-----F-Throw-----			-----Rebounds-----											
Year	GP	GS	Min	Avg	FG	FGA	Pct	FG	FGA	Pct	FT	FTA	Pct	Off	Def	Tot	Avg	PF	FO	Ast	TO	Blk	Stl	Pts	Avg
2021-22	21	2	220	10.5	14	53	.264	7	29	.241	5	9	.556	1	11	15	0.7	17	0	12	11	0	9	40	1.9
2022-23	27	2	392	14.5	19	73	.260	14	42	.333	4	14	.286	8	41	49	1.8	32	0	22	18	0	11	56	2.1
2023-24	9	9	315	35.0	16	58	.276	6	25	.240	15	20	.750	2	27	29	3.2	18	0	37	16	0	17	53	5.9
CAREER	57	13	926	16.2	49	184	.266	27	96	.281	24	43	.558	14	79	93	1.6	67	0	71	45	0	37	149	2.6



EVEANI OKWUOSA

2

GUARD

FRESHMAN | 5-9  
NORTH HAVEN, CONN. | HAMDEN HALL

SINGLE-GAME SEASON HIGHS

Points: 10 vs UDC (12/30/23)  
Rebounds: 4 at Assumption (11/28/23)  
Assists: 3 vs Georgian Court (12/17/23)  
Steals: 3 at Assumption (11/28/23)  
Blocks: 3 vs Wilmington (11/10/23)  
FG made: 4, 2x last vs UDC (12/30/23)  
FG attempts: 7, 2x last vs Georgian Court (12/17/23)  
3FG made: 1, 2x last vs UDC (12/30/23)  
3FG attempts: 1, 5x last vs UDC (12/30/23)  
FT made: 1 vs UDC (12/30/23)  
FT attempts: 2 vs UDC (12/30/23)

SINGLE-GAME CAREER HIGHS

Points: 10 vs UDC (12/30/23)  
Rebounds: 4 at Assumption (11/28/23)  
Assists: 3 vs Georgian Court (12/17/23)  
Steals: 3 at Assumption (11/28/23)  
Blocks: 3 vs Wilmington (11/10/23)  
FG made: 4, 2x last vs UDC (12/30/23)  
FG attempts: 7, 2x last vs Georgian Court (12/17/23)  
3FG made: 1, 2x last vs UDC (12/30/23)  
3FG attempts: 1, 5x last vs UDC (12/30/23)  
FT made: 1 vs UDC (12/30/23)  
FT attempts: 2 vs UDC (12/30/23)

CAREER STATISTICS

					-----Total-----			-----3-Point-----			-----F-Throw-----			-----Rebounds-----											
Year	GP	GS	Min	Avg	FG	FGA	Pct	FG	FGA	Pct	FT	FTA	Pct	Off	Def	Tot	Avg	PF	FO	Ast	TO	Blk	Stl	Pts	Avg
2023-24	9	4	177	19.6	16	33	.485	2	5	.400	1	3	.333	5	16	21	2.3	13	0	7	6	7	10	35	3.9
CAREER	9	4	177	19.6	16	33	.485	2	5	.400	1	3	.333	5	16	21	2.3	13	0	7	6	7	10	35	3.9



PLAYER CAREER/SEASON STATS



BECCA TOWNES

3

GUARD

GRADUATE | 5-48

NEWBURGH, N.Y. | OUR LADY OF LOURDES | SAINT ROSE

SINGLE-GAME SEASON HIGHS

Points:  
Rebounds:  
Assists:  
Steals:  
Blocks:  
FG made:  
FG attempts:  
3FG made:  
3FG attempts:  
FT made:  
FT attempts:

SINGLE-GAME CAREER HIGHS

Points: 27, 2x last vs Franklin Pierce (2/14/22)  
Rebounds: 11 vs Bryant & Stratton (3/4/21)  
Assists: 8 vs Franklin Pierce (2/14/22)  
Steals: 7 at Stonehill (2/25/22)  
Blocks: 4 vs American International (2/21/22)  
FG made: 9, 2x last vs Franklin Pierce (2/14/22)  
FG attempts: 21 at Stonehill (2/25/22)  
3FG made: 6 vs Wilmington (11/9/19)  
3FG attempts: 12 vs New Haven (2/12/20)  
FT made: 8 vs Franklin Pierce (2/14/22)  
FT attempts: 8 vs Franklin Pierce (2/14/22)

CAREER STATISTICS

					-----Total-----			-----3-Point-----			-----F-Throw-----			-----Rebounds-----															
Year	GP	GS	Min	Avg	FG	FGA	Pct	FG	FGA	Pct	FT	FTA	Pct	Off	Def	Tot	Avg	PF	FO	Ast	TO	Blk	Stl	Pts	Avg				
2018-19	23	0	235	10.2	10	31	.323	3	16	.188	9	16	.563	3	32	345	1.5	16	0	30	12	6	14	32	1.4				
2019-20	26	26	905	34.8	94	232	.405	35	122	.287	32	42	.762	10	68	78	3.0	36	0	55	85	11	44	255	9.8				
2020-21	7	7	206	29.4	32	78	.410	10	41	.244	14	17	.824	6	35	41	5.9	13	0	11	13	2	9	88	12.6				
2022-23	23	18	686	29.8	88	253	.348	25	100	.250	52	63	.825	11	107	118	5.1	51	0	69	63	12	55	253	11.0				
AT UNH	--	--	--	--	--	--	--	--	--	--	--	--	--	--	--	--	--	--	--	--	--	--	--	--	--				
CAREER	79	51	2,032	25.7	224	594	.377	73	279	.262	107	138	.775	30	242	272	3.4	116	0	165	173	31	122	628	7.9				

PLAYER CAREER/SEASON STATS



CHARLOTTE BASSETT

5

GUARD

JUNIOR | 5-6  
GLASTONBURY, CONN. | GLASTONBURY

SINGLE-GAME SEASON HIGHS

Points: 22 vs Georgian Court (12/17/23)  
Rebounds: 7 vs Adelphi (12/5/23)  
Assists: 3, 2x last vs UDC (12/30/23)  
Steals: 3 vs Georgian Court (12/17/23)  
Blocks:  
FG made: 9 vs Georgian Court (12/17/23)  
FG attempts: 16 vs Georgian Court (12/17/23)  
3FG made: 2, 3x last vs UDC (12/30/23)  
3FG attempts: 7 vs Georgian Court (12/17/23)  
FT made: 2, 4x last vs UDC (12/30/23)  
FT attempts: 4, vs Pace (11/21/23)

SINGLE-GAME CAREER HIGHS

Points: 22 vs Georgian Court (12/17/23)  
Rebounds: 7 vs Adelphi (12/5/23)  
Assists: 3, 3x last vs Adelphi (12/5/23)  
Steals: 3 vs Georgian Court (12/17/23)  
Blocks: 1, vs Adelphi (1/17/22)  
FG made: 9 vs Georgian Court (12/17/23)  
FG attempts: 16 vs Georgian Court (12/17/23)  
3FG made: 2, 3x last vs UDC (12/30/23)  
3FG attempts: 7 vs Georgian Court (12/17/23)  
FT made: 2, 4x last vs UDC (12/30/23)  
FT attempts: 4, vs Pace (11/21/23)

CAREER STATISTICS

Year	GP	GS	Min	Avg	Total			3-Point			F-Throw			Rebounds				PF	FO	Ast	TO	Blk	Stl	Pts	Avg
					FG	FGA	Pct	FG	FGA	Pct	FT	FTA	Pct	Off	Def	Tot	Avg								
2021-22	12	0	71	5.9	8	23	.348	2	10	.200	0	2	.000	2	8	10	0.8	8	0	3	8	1	0	18	1.5
2022-23	20	0	75	3.7	6	17	.353	2	8	.250	1	2	.500	1	6	7	0.4	10	0	4	7	0	4	15	0.8
2023-24	9	5	211	23.4	27	60	.450	7	21	.333	9	12	.750	10	21	31	3.4	13	1	12	13	0	9	70	7.8
CAREER	41	5	356	8.7	41	100	.410	11	39	.282	10	16	.625	13	35	48	1.2	31	1	19	28	1	13	103	2.5



NAYELI DOWDING

10

GUARD

JUNIOR | 5-6  
BALDWIN, N.Y. | BALDWIN | HARTFORD

SINGLE-GAME SEASON HIGHS

Points: 14 at Goldey-Beacom (11/11/23)  
Rebounds: 6 at Bentley (11/15/23)  
Assists: 2, 2x last vs Georgian Court (12/17/23)  
Steals: 2, 2x last at Assumption (11/28/23)  
Blocks:  
FG made: 5, 3x last vs Georgian Court (12/17/23)  
FG attempts: 14 at Goldey-Beacom (11/11/23)  
3FG made: 2, 2x last vs UDC (12/30/23)  
3FG attempts: 6 at Goldey-Beacom (11/11/23)  
FT made: 2, 2x last vs So New Hampshire (12/2/23)  
FT attempts: 2, 4x last vs UDC (12/30/23)

SINGLE-GAME CAREER HIGHS

Points: 15, 2x last vs Villa Maria (2/12/23)  
Rebounds: 6, 2x last at Bentley (11/15/23)  
Assists: 4 at Chicago State (2/24/23)  
Steals: 2, 6x last at Assumption (11/28/23)  
Blocks: 1, 2x last at Brown (12/3/22)  
FG made: 6, 3x last vs Merrimack (2/16/23)  
FG attempts: 20, 2x last vs Merrimack (2/16/23)  
3FG made: 4 vs Villa Maria (2/12/23)  
3FG attempts: 10 vs Merrimack (2/16/23)  
FT made: 6 at Chicago State (2/25/23)  
FT attempts: 8 at Chicago State (2/25/23)

CAREER STATISTICS

Year	GP	GS	Min	Avg	Total			3-Point			F-Throw			Rebounds				PF	FO	Ast	TO	Blk	Stl	Pts	Avg
					FG	FGA	Pct	FG	FGA	Pct	FT	FTA	Pct	Off	Def	Tot	Avg								
2021-22	27	0	229	8.5	11	52	.212	10	33	.303	4	8	.500	8	16	24	0.9	16	0	10	19	1	3	36	1.3
2022-23	28	27	802	28.6	89	331	.269	26	142	.183	26	39	.667	24	45	69	2.5	33	1	25	58	1	20	230	8.2
2023-24	9	2	217	24.1	26	77	.338	6	27	.222	8	10	.800	6	17	23	2.6	15	0	8	8	1	4	66	7.3
AT UNH	9	2	217	24.1	26	77	.338	6	27	.222	8	10	.800	6	17	23	2.6	15	0	8	8	1	4	66	7.3
CAREER	64	29	1,248	19.5	126	460	.274	42	202	.208	38	57	.667	38	78	116	1.8	64	1	43	85	3	27	332	5.2

PLAYER CAREER/SEASON STATS



KATELYN SIMPSON

11

GUARD

FRESHMAN | 5-9  
BALDWIN, N.Y. | BALDWIN

SINGLE-GAME SEASON HIGHS

Points: 4 vs Wilmington (11/10/23)  
Rebounds: 2 vs Wilmington (11/10/23)  
Assists: 1, 2x last at Assumption (11/28/23)  
Steals:  
Blocks: 1 vs Wilmington (11/10/23)  
FG made: 2 vs Wilmington (11/10/23)  
FG attempts: 3 vs Wilmington (11/10/23)  
3FG made:  
3FG attempts:  
FT made:  
FT attempts:

SINGLE-GAME CAREER HIGHS

Points: 4 vs Wilmington (11/10/23)  
Rebounds: 2 vs Wilmington (11/10/23)  
Assists: 1, 2x last at Assumption (11/28/23)  
Steals:  
Blocks: 1 vs Wilmington (11/10/23)  
FG made: 2 vs Wilmington (11/10/23)  
FG attempts: 3 vs Wilmington (11/10/23)  
3FG made:  
3FG attempts:  
FT made:  
FT attempts:

CAREER STATISTICS

Year	GP	GS	Min	Avg	Total			3-Point			F-Throw			Rebounds										Pts	Avg
					FG	FGA	Pct	FG	FGA	Pct	FT	FTA	Pct	Off	Def	Tot	Avg	PF	FO	Ast	TO	Blk	Stl		
2023-24	4	0	22	5.5	2	5	.400	0	0	.000	0	0	.000	1	2	3	0.8	2	0	3	3	1	0	4	1.0
CAREER	4	0	22	5.5	2	5	.400	0	0	.000	0	0	.000	1	2	3	0.8	2	0	3	3	1	0	4	1.0



SABIRA AHAYEVA

12

GUARD

JUNIOR | 5-7  
MINSK, BELARUS | MINSK #27 | DAWSON CC

SINGLE-GAME SEASON HIGHS

Points: 2 vs Wilmington (11/10/23)  
Rebounds: 1 vs Wilmington (11/10/23)  
Assists: 1 vs Georgian Court (12/17/23)  
Steals:  
Blocks:  
FG made:  
FG attempts:  
3FG made:  
3FG attempts:  
FT made: 2 vs Wilmington (11/10/23)  
FT attempts: 4 vs Wilmington (11/10/23)

SINGLE-GAME CAREER HIGHS

Points: 2 vs Wilmington (11/10/23)  
Rebounds: 1 vs Wilmington (11/10/23)  
Assists: 1 vs Georgian Court (12/17/23)  
Steals:  
Blocks:  
FG made:  
FG attempts:  
3FG made:  
3FG attempts:  
FT made: 2 vs Wilmington (11/10/23)  
FT attempts: 4 vs Wilmington (11/10/23)

CAREER STATISTICS

Year	GP	GS	Min	Avg	Total			3-Point			F-Throw			Rebounds										Pts	Avg
					FG	FGA	Pct	FG	FGA	Pct	FT	FTA	Pct	Off	Def	Tot	Avg	PF	FO	Ast	TO	Blk	Stl		
2023-24	3	0	8	2.5	0	0	.000	0	0	.000	2	4	.500	0	1	1	0.3	0	0	1	2	0	0	2	0.7
CAREER	3	0	8	2.5	0	0	.000	0	0	.000	2	4	.500	0	1	1	0.3	0	0	1	2	0	0	2	0.7

PLAYER CAREER/SEASON STATS



LINDSAY HOGAN

14

GUARD/FORWARD

SOPHOMORE | 6-1  
BAYVILLE, N.Y. | LOCUST VALLEY

SINGLE-GAME SEASON HIGHS

Points: 30 vs Wilmington (11/10/23)  
Rebounds: 12 vs Georgian Court (12/17/23)  
Assists: 3, 2x last vs Georgian Court (12/17/23)  
Steals: 3 vs Wilmington (11/10/23)  
Blocks: 1, 3x last vs Georgian Court (12/17/23)  
FG made: 10 vs Wilmington (11/10/23)  
FG attempts: 14 at Goldey-Beacom (11/11/23)  
3FG made: 5 vs Wilmington (11/10/23)  
3FG attempts: 8 at Assumption (11/28/23)  
FT made: 5 vs Wilmington (11/10/23)  
FT attempts: 5 vs Wilmington (11/10/23)

SINGLE-GAME CAREER HIGHS

Points: 30 vs Wilmington (11/10/23)  
Rebounds: 12 vs Georgian Court (12/17/23)  
Assists: 3, 3x last vs Georgian Court (12/17/23)  
Steals: 3 vs Wilmington (11/10/23)  
Blocks: 1, 9x last vs Georgian Court (12/17/23)  
FG made: 10 vs Wilmington (11/10/23)  
FG attempts: 15 at Le Moyne (2/18/23)  
3FG made: 7 vs Dominican (1/4/23)  
3FG attempts: 9 vs Dominican (1/4/23)  
FT made: 5 vs Wilmington (11/10/23)  
FT attempts: 5 vs Wilmington (11/10/23)

CAREER STATISTICS

					-----Total-----			-----3-Point-----			-----F-Throw-----			-----Rebounds-----											
Year	GP	GS	Min	Avg	FG	FGA	Pct	FG	FGA	Pct	FT	FTA	Pct	Off	Def	Tot	Avg	PF	FO	Ast	TO	Blk	Stl	Pts	Avg
2022-23	27	14	536	19.8	49	127	.386	24	71	.338	10	13	.769	10	63	73	2.7	34	0	20	31	6	18	132	4.9
2023-24	9	9	283	31.4	42	96	.438	16	40	.400	13	15	.867	8	44	52	5.8	23	0	12	24	3	6	113	12.6
CAREER	36	23	818	22.7	91	223	.408	40	111	.360	23	28	.821	18	107	125	3.5	57	0	32	55	9	24	245	6.8



MARY BACALIU

15

GUARD

SENIOR | 5-8  
WORCESTER, MASS. | PUTNAM SCIENCE ACADEMY | CONCORDIA

SINGLE-GAME SEASON HIGHS

Points:  
Rebounds:  
Assists:  
Steals:  
Blocks:  
FG made:  
FG attempts:  
3FG made:  
3FG attempts:  
FT made:  
FT attempts:

SINGLE-GAME CAREER HIGHS

Points: 35, vs Bloomfield (1/30/21)  
Rebounds: 8, at Bloomfield (2/25/21)  
Assists: 4, 5x last  
Steals: 6, 2x - last vs Georgian Court (3/12/21)  
Blocks: 3, at Georgian Court (2/6/21)  
FG made: 14, vs Bloomfield (1/30/21)  
FG attempts: 22, vs Bloomfield (1/30/21)  
3FG made: 5, vs Bridgeport (11/23/19)  
3FG attempts: 12, at Felician (2/20/21)  
FT made: 7, 2x - last vs Georgian Court (3/12/21)  
FT attempts: 11, vs Felician (2/9/21)

CAREER STATISTICS

					-----Total-----			-----3-Point-----			----F-Throw----			-----Rebounds-----											
Year	GP	GS	Min	Avg	FG	FGA	Pct	FG	FGA	Pct	FT	FTA	Pct	Off	Def	Tot	Avg	PF	FO	Ast	TO	Blk	Stl	Pts	Avg
2019-20	26	2	477	18.3	39	131	.298	16	70	.229	24	42	.571	12	67	79	3.0	62	1	32	62	9	30	118	4.5
2020-21	10	10	313	31.3	53	140	.379	16	66	.242	30	50	.600	5	28	33	3.3	28	1	17	38	7	34	152	15.2
2021-22	18	4	241	13.9	17	54	.315	8	30	.267	3	7	.429	7	18	25	1.4	30	0	6	24	1	14	45	2.5
2022-23	13	12	278	21.4	24	77	.312	9	37	.243	10	16	.625	2	32	34	2.6	33	1	17	36	0	28	67	5.2
at UNH	31	16	529	17.1	41	131	.313	17	67	.254	13	23	.565	9	50	59	1.9	63	1	23	60	1	42	112	3.6
CAREER	67	28	1,319	19.7	133	402	.331	49	203	.241	67	115	.583	26	145	171	2.6	153	3	72	160	17	106	382	5.7



PLAYER CAREER/SEASON STATS



SYTLIANNA MANTZOURIS

21

GUARD

FRESHMAN | 5-7  
ALBANY, N.Y. | ALBANY ACADEMY

SINGLE-GAME SEASON HIGHS

Points: 2 vs Wilmington (11/10/23)  
Rebounds:  
Assists:  
Steals:  
Blocks:  
FG made: 1 vs Wilmington (11/10/23)  
FG attempts: 1, 2x last vs Georgian Court (12/17/23)  
3FG made:  
3FG attempts:  
FT made:  
FT attempts:

SINGLE-GAME CAREER HIGHS

Points: 2 vs Wilmington (11/10/23)  
Rebounds:  
Assists:  
Steals:  
Blocks:  
FG made: 1 vs Wilmington (11/10/23)  
FG attempts: 1, 2x last vs Georgian Court (12/17/23)  
3FG made:  
3FG attempts:  
FT made:  
FT attempts:

CAREER STATISTICS

Year	GP	GS	Min	Avg	Total			3-Point			F-Throw			Rebounds				PF	FO	Ast	TO	Blk	Stl	Pts	Avg
					FG	FGA	Pct	FG	FGA	Pct	FT	FTA	Pct	Off	Def	Tot	Avg								
2023-24	3	0	6	2.1	1	2	.500	0	0	.000	0	0	.000	0	0	0	0.0	1	0	0	1	0	0	2	0.7
CAREER	3	0	6	2.1	1	2	.500	0	0	.000	0	0	.000	0	0	0	0.0	1	0	0	1	0	0	2	0.7



MAKAELA JOHNSON

23

FORWARD

GRADUATE | 5-9  
HAMDEN, CONN. | HAMDEN | SAINT ROSE

SINGLE-GAME SEASON HIGHS

Points: 16 at Goldey-Beacom (11/11/23)  
Rebounds: 10 vs Wilmington (11/10/23)  
Assists: 4 at Goldey-Beacom (11/11/23)  
Steals: 1, 3x last vs So New Hampshire (12/2/23)  
Blocks: 2 vs Georgian Court (12/17/23)  
FG made: 6 at Goldey-Beacom (11/11/23)  
FG attempts: 11 at Goldey-Beacom (11/11/23)  
3FG made: 1, 4x last vs UDC (12/30/23)  
3FG attempts: 4 vs Pace (11/21/23)  
FT made: 3 at Goldey-Beacom (11/11/23)  
FT attempts: 5 at Goldey-Beacom (11/11/23)

SINGLE-GAME CAREER HIGHS

Points: 26 vs American International (1/18/23)  
Rebounds: 10, 4x last vs Wilmington (11/10/23)  
Assists: 4, 2x last at Goldey-Beacom (11/11/23)  
Steals: 4 vs Adelphi (1/7/23)  
Blocks: 2, 2x last vs Georgian Court (12/17/23)  
FG made: 10, 2x last vs American International (1/18/23)  
FG attempts: 23 vs American International (1/18/23)  
3FG made: 3 vs Pace (2/18/23)  
3FG attempts: 8 vs American International (1/18/23)  
FT made: 4, 3x last at Southern New Hampshire (2/26/23)  
FT attempts: 6 vs Assumption (1/21/23)

CAREER STATISTICS

Year	GP	GS	Min	Avg	Total			3-Point			F-Throw			Rebounds				PF	FO	Ast	TO	Blk	Stl	Pts	Avg
					FG	FGA	Pct	FG	FGA	Pct	FT	FTA	Pct	Off	Def	Tot	Avg								
2019-20	10	0	66	6.6	5	17	.294	3	9	.333	2	5	.400	3	7	10	1.0	6	0	6	5	1	3	15	1.5
2020-21	11	0	54	4.9	2	7	.286	1	4	.250	0	0	.000	5	2	7	0.6	6	0	2	3	0	1	5	0.5
2021-22	20	0	167	8.4	18	52	.346	10	29	.345	6	8	.750	3	20	23	1.2	16	0	4	17	2	11	52	2.6
2022-23	27	11	563	20.9	115	310	.371	28	105	.267	29	39	.744	40	92	132	4.9	51	0	24	34	8	19	287	10.6
2022-23	9	7	200	22.2	21	55	.382	5	21	.238	7	10	.700	7	33	40	4.4	18	1	12	16	3	4	54	6.0
AT UNH	9	7	200	22.2	21	55	.382	5	21	.238	7	10	.700	7	33	40	4.4	18	1	12	16	3	4	54	6.0
CAREER	77	18	1,050	13.6	161	441	.365	47	168	.280	44	62	.710	58	154	212	2.8	97	1	48	75	14	38	413	5.4

PLAYER CAREER/SEASON STATS



BIANCA PENDLETON

32

FORWARD

JUNIOR | 6-0

ACCOKEEK, MD. | BISHOP LUDDEN

SINGLE-GAME SEASON HIGHS

Points: 8 at Goldey-Beacom (11/11/23)  
Rebounds: 4 vs Pace (11/21/23)  
Assists: vs Pace (11/21/23)  
Steals: 2 vs Wilmington (11/10/23)  
Blocks: 1 at Goldey-Beacom (11/11/23)  
FG made: 2, 2x last at Assumption (11/28/23)  
FG attempts: 4, 2x last at Assumption (11/28/23)  
3FG made:  
3FG attempts: 1 vs Pace (11/21/23)  
FT made: 6 at Goldey-Beacom (11/11/23)  
FT attempts: 7 at Goldey-Beacom (11/11/23)

SINGLE-GAME CAREER HIGHS

Points: 15 vs Adelphi (1/17/22)  
Rebounds: 5 vs Bloomfield (11/13/21)  
Assists: 2, 2x last vs Pace (11/21/23)  
Steals: 2, 2x last vs Wilmington (11/10/23)  
Blocks: 3 at Bloomfield (12/7/21)  
FG made: 6 15 vs Adelphi (1/17/22)  
FG attempts: 8, 2x last 15 vs Adelphi (1/24/23)  
3FG made:  
3FG attempts: 1 vs Pace (11/21/23)  
FT made: 6 at Goldey-Beacom (11/11/23)  
FT attempts: 8 vs Bloomfield (11/13/21)

CAREER STATISTICS

Year	GP	GS	Min	Avg	Total			3-Point			F-Throw			Rebounds				PF	FO	Ast	TO	Blk	Stl	Pts	Avg
					FG	FGA	Pct	FG	FGA	Pct	FT	FTA	Pct	Off	Def	Tot	Avg								
2021-22	21	0	140	6.7	12	40	.300	0	0	.000	18	29	.621	12	16	28	1.3	32	0	6	18	4	2	42	2.0
2022-23	25	0	176	7.0	28	58	.483	0	0	.000	6	11	.545	11	17	28	1.1	32	0	4	23	3	5	62	2.5
2023-24	8	0	102	12.7	9	20	.450	0	1	.000	14	21	.667	9	10	19	2.4	20	1	3	11	1	4	32	4.0
CAREER	54	0	417	7.7	49	118	.415	0	1	.000	38	61	.623	32	43	75	1.4	84	1	13	52	8	11	136	2.5



AURORA DESHAIES

34

FORWARD

GRADUATE | 6-1

SYRACUSE, N.Y. | BISHOP LUDDEN

SINGLE-GAME SEASON HIGHS

Points: 19 vs UDC (12/30/23)  
Rebounds: 13, 2x last vs UDC (12/30/23)  
Assists: 3 vs UDC (12/30/23)  
Steals: 3 vs Georgian Court (12/17/23)  
Blocks: 3 at Bentley (11/15/23)  
FG made: 9 vs Georgian Court (12/17/23)  
FG attempts: 17, 2x last at Bentley (11/15/23)  
3FG made:  
3FG attempts:  
FT made: 6 vs Adelphi (12/5/23)  
FT attempts: 13 vs Adelphi (12/5/23)

SINGLE-GAME CAREER HIGHS

Points: 31 at Franklin Pierce (2/21/22)  
Rebounds: 21 at Adelphi (2/19/22)  
Assists: 4 vs Bloomfield (11/19/22)  
Steals: 3, 6x last vs Georgian Court (12/17/23)  
Blocks: 3, 3x last at Bentley (11/15/23)  
FG made: 13 at Franklin Pierce (2/21/22)  
FG attempts: 18, 3x - last at Franklin Pierce (2/21/22)  
3FG made:  
3FG attempts: 1, 2x last at Chestnut Hill (2/9/23)  
FT made: 6, 2x last vs Adelphi (12/5/23)  
FT attempts: 13 vs Adelphi (12/5/23)

CAREER STATISTICS

Year	GP	GS	Min	Avg	Total			3-Point			F-Throw			Rebounds				PF	FO	Ast	TO	Blk	Stl	Pts	Avg
					FG	FGA	Pct	FG	FGA	Pct	FT	FTA	Pct	Off	Def	Tot	Avg								
2019-20	26	23	703	27.0	130	230	.565	0	0	.000	37	60	.617	82	111	193	7.4	52	0	14	59	12	20	297	11.4
2021-22	25	25	780	31.2	141	260	.542	0	1	.000	29	60	.483	104	173	277	11.1	47	0	24	50	17	17	311	12.4
2022-23	27	27	871	32.3	158	262	.603	0	1	.000	38	69	.551	109	182	291	10.8	75	2	27	50	14	22	354	13.1
2023-24	9	9	245	27.2	52	104	.500	0	0	.000	13	31	.419	43	51	94	10.4	21	1	11	15	4	7	117	13.0
CAREER	87	84	2,599	29.9	481	856	.562	0	2	.000	117	220	.532	338	517	855	9.8	195	3	76	174	47	66	1,079	12.4

PLAYER CAREER/SEASON STATS



MERIT INNOCENT

44

FORWARD

FRESHMAN | 6-1  
DELTA STATE, NIGERA | BUSCHE ACADEMY

SINGLE-GAME SEASON HIGHS

Points:  
Rebounds: 1, 2x last at Goldey-Beacom (11/11/23)  
Assists:  
Steals:  
Blocks:  
FG made:  
FG attempts: 1, 2x - last vs Georgian Court (12/17/23)  
3FG made:  
3FG attempts:  
FT made:  
FT attempts:

SINGLE-GAME CAREER HIGHS

Points:  
Rebounds: 1, 2x last at Goldey-Beacom (11/11/23)  
Assists:  
Steals:  
Blocks:  
FG made:  
FG attempts: 1, 2x - last vs Georgian Court (12/17/23)  
3FG made:  
3FG attempts:  
FT made:  
FT attempts:

CAREER STATISTICS

Year	GP	GS	Min	Avg	Total			3-Point			F-Throw			Rebounds				PF	FO	Ast	TO	Blk	Stl	Pts	Avg
					FG	FGA	Pct	FG	FGA	Pct	FT	FTA	Pct	Off	Def	Tot	Avg								
2023-24	4	0	16	4.0	0	2	.000	0	0	.000	0	0	.000	1	1	2	0.5	1	0	0	2	0	0	0	0.0
CAREER	4	0	16	4.0	0	2	.000	0	0	.000	0	0	.000	1	1	2	0.5	1	0	0	2	0	0	0	0.0

GAME 10: NEW HAVEN AT SAINT MICHAEL'S

New Haven vs Wilmington  
Nov. 10, 2023 • Wilmington, DE

Game 1

Date: 11/10/23  
Time: 6:05 PM  
Attendance: 175  
Site: Wilmington, DE  
Referee: L. Isabelle, P. Trujillo, D. Stefankiewicz

Score By Period	1	2	3	4	Total
New Haven	19	31	21	10	81
Wilmington (Del.)	6	7	2	6	21

New Haven 81

#	Player	GS	MIN	FG	3PT	FT	ORB-DRB	REB	PF	A	TO	BLK	STL	PTS
14	Lindsay Hogan	*	29	10-11	5-5	5-5	2-1	3	0	2	2	0	3	30
34	Aurora Deshaies	*	19	6-13	0-0	2-2	5-4	9	1	2	2	0	0	14
23	Makaela Johnson	*	33	5-8	1-2	0-1	1-9	10	2	3	3	0	1	11
05	Charlotte Bassett	*	14	2-4	0-1	1-2	1-1	2	1	1	0	0	0	5
01	Gabrielle Stickle	*	28	0-1	0-0	2-2	0-0	0	0	5	0	0	6	2
32	Bianca Pendleton		18	2-4	0-0	3-4	2-0	2	3	0	0	0	2	7
11	Katelyn Simpson		10	2-3	0-0	0-0	1-1	2	0	1	0	1	0	4
02	Eveani Okwuosa		21	1-2	0-0	0-1	0-3	3	1	1	1	3	2	2
10	Nayeli Dowding		13	1-2	0-0	0-0	1-1	2	1	1	0	0	0	2
21	Stylianna Mantzouris		4	1-1	0-0	0-0	0-0	0	1	0	1	0	0	2
33	Sabira Ahayeva		4	0-0	0-0	2-4	0-1	1	0	0	1	0	0	2
44	Merit Innocent		7	0-1	0-0	0-0	0-1	1	0	0	2	0	0	0
TM	Team		0	0-0	0-0	0-0	0-2	2	0	0	1	0	0	0
Totals			-	200	30-50	6-8	15-21	13-24	37	10	16	13	4	81

Team Summary	FG	3PT	FT
1st Quarter	6-12 50.00%		0-0 0.00%
2nd Quarter	13-16 81.25%		4-4 100.00%
3rd Quarter	7-15 46.67%		2-4 50.00%
4th Quarter	4-7 57.14%		0-0 0.00%
Total	30-50 60.0%	6-8 75.0%	15-21 71.4%

Wilmington (Del.) 21

#	Player	GS	MIN	FG	3PT	FT	ORB-DRB	REB	PF	A	TO	BLK	STL	PTS
04	Amber Washington	*	35	1-8	0-3	3-4	3-1	4	4	0	3	0	0	5
12	Aniyah Bond	*	27	2-11	0-5	0-0	3-2	5	2	0	2	0	1	4
11	Cha'Nyah Dunston-Mas	*	24	2-7	0-4	0-0	2-0	2	2	0	2	0	0	4
01	Daja Claiborne	*	19	1-6	0-0	0-0	0-1	1	4	0	3	0	2	2
22	Azayah Garrison	*	16	0-1	0-0	0-0	1-1	1	1	0	2	0	0	0
20	Trinity Brittingham		29	1-6	1-5	0-2	1-5	6	2	0	5	1	3	3
21	Emani Lucas Davis		17	1-5	0-0	1-2	0-0	0	2	0	2	0	0	3
24	Samiyah McFarlane		10	0-1	0-0	0-0	1-0	1	0	0	0	0	0	0
00	Ameja Mack		8	0-1	0-0	0-0	0-1	1	0	0	1	0	0	0
23	Mia Fuller		8	0-2	0-1	0-0	0-0	0	0	1	1	0	1	0
13	Leanna Masseus		7	0-0	0-0	0-0	3-0	3	1	0	0	0	0	0
TM	Team		0	0-0	0-0	0-0	1-2	3	0	0	2	0	0	0
Totals			-	200	8-48	1-18	4-8	15-12	27	18	1	23	1	21

Team Summary	FG	3PT	FT
1st Quarter	1-6 16.67%		0-1 0.00%
2nd Quarter	3-17 17.65%		1-8 12.50%
3rd Quarter	1-11 9.09%		0-5 0.00%
4th Quarter	3-14 21.43%		0-4 0.00%
Total	8-48 16.7%	1-18 5.6%	4-8 50.0%

New Haven at Bentley  
Nov. 15, 2023 • Waltham, MA

Game 3



Official Basketball Box Score - Final  
New Haven at Bentley  
11/15/23 Charles A. Dana Center, Waltham, Mass.  
2023-24 Women's Basketball

Game Time: 6:00 PM  
Game Duration: 1:32  
Attendance: 210

Officials: Ashley Mayerjak, James Ryser, Kyle Wescott

New Haven - 48

Record: 2-1 (0-1)

NO.	Name	Min	FG	3P	FT	Rebounds	Fouls	TP	AS	TO	ST	Blocks	+/-
14	Lindsay Hogan	F 36:53	4-12	0-2	0-1	1 4 5	3 2	8	2	6	2	0	-11
34	Aurora Deshaies	F 31:14	8-17	0-0	1-2	5 6 11	5 3	17	0	2	0	3	-13
1	Gabrielle Stickle	G 39:02	2-8	2-5	0-0	0 1 1	1 1	6	2	2	3	0	-11
10	Nayeli Dowding	G 34:13	5-11	0-2	1-1	2 4 6	4 1	11	0	1	0	0	-12
23	Makaela Johnson	G 23:25	1-3	0-1	0-0	0 2 2	1 1	2	1	1	0	1	-14
02	Eveani Okwuosa		18:19	0-1	0-0	0 0 1	1 0	0	0	0	0	0	-13
32	Bianca Pendleton		08:46	1-1	0-0	0 2 2	4 1	2	1	1	0	0	2
5	Charlotte Bassett		18:08	1-7	0-3	0-0	1 0 1	0	0	2	0	1	0
Team						2 2 4	0	0	0	0			
Totals			22-60	2-13	2-4	11 22 33	18 9 48	6	14	6	4	2	-11

Technical Fouls:NONE

Shooting By Period			
1 <sup>st</sup>	FG%	4-15	26.7%
	3PT%	0-4	0.0%
	FT%	0-0	0%
2 <sup>nd</sup>	FG%	7-14	50.0%
	3PT%	1-2	50.0%
	FT%	1-3	33.3%
3 <sup>rd</sup>	FG%	5-15	33.3%
	3PT%	0-5	0.0%
	FT%	0-0	0%
4 <sup>th</sup>	FG%	6-16	37.5%
	3PT%	1-2	50.0%
	FT%	1-1	100%
GM FG%	22-60	36.7%	
	3PT%	2-13	15.4%
	FT%	2-4	50.0%

Dead Ball Rebounds: 1, 0

Bentley - 59

Record: 3-0 (1-0)

NO.	Name	Min	FG	3P	FT	Rebounds	Fouls	TP	AS	TO	ST	Blocks	+/-
10	Julia Elle	F 15:53	1-6	0-0	0-0	1 0 1	1 2	2	0	2	1	0	-15
25	Maggie Whitmore	F 29:01	4-7	0-1	2-2	1 3 4	1 1	10	3	2	1	0	0
3	Cassidy Yeomans	G 30:23	2-6	1-4	2-2	1 1 2	1 1	7	3	0	1	0	11
4	Ella Thompson	G 36:28	3-11	1-6	0-0	0 5 5	0 3	7	2	2	1	0	8
5	Amanda Kabantu	G 18:35	1-4	0-0	2-2	1 1 2	0 1	4	1	2	2	0	11
12	Niya Morgan		22:55	3-7	2-5	0 0 5	1 0	8	1	2	1	1	4
21	Ciara Norman		24:09	4-7	0-0	5-5	2 5 7	3 8	13	2	2	0	19
15	Kylie DuCharme		19:08	3-5	0-1	0 0 2	5 7	2 1	6	2	0	1	12
14	Quincy Ji		00:44	0-0	0-0	0 0 0	0 0	0 0	0 0	0 0	0 0	0 1	
22	Andrene Thomas		00:44	0-0	0-0	0 0 0	0 0	0 0	0 0	0 0	0 0	0 1	
23	Norah Saluja		00:44	0-0	0-0	0 0 1	1 0	0 0	0 0	0 0	0 0	0 1	
32	Mikela Cooper		00:44	0-0	0-0	0 0 0	0 0	0 0	0 0	0 0	0 0	0 1	
2	Grace Klonsky		00:32	0-0	0-0	0 0 0	0 0	1 2	0 0	0 0	0 0	0 -1	
Team						1 2 3	0	0	1				
Totals			21-53	4-17	13-13	9 28 37	9 18	59	14	13	8	2	4

Technical Fouls:NONE

Shooting By Period			
1 <sup>st</sup>	FG%	9-14	64.3%
	3PT%	2-3	66.7%
	FT%	1-1	100%
2 <sup>nd</sup>	FG%	1-10	10.0%
	3PT%	0-6	0.0%
	FT%	2-2	100%
3 <sup>rd</sup>	FG%	6-16	37.5%
	3PT%	0-3	0.0%
	FT%	2-2	100%
4 <sup>th</sup>	FG%	5-13	38.5%
	3PT%	2-5	40.0%
	FT%	8-8	100%
GM FG%	21-53	39.6%	
	3PT%	4-17	23.5%
	FT%	13-13	100.0%

Dead Ball Rebounds: 1, 0

	UNH	BEN
Biggest lead	3 (3 <sup>rd</sup> 8:24)	17 (4 <sup>th</sup> 2:16)
Best Scoring Run	11 (2 <sup>nd</sup> 2:53)	14 (1 <sup>st</sup> 1:11)
Lead Changes	4	
Times Tied	2	
Time with Lead	03:13	36:20

Points from Turnovers	UNH	BEN
Paint	13	12
Second Chance	38	30
Fast Breaks	10	2
Bench	4	29

Period by Period Scoring	1st	2nd	3rd	4th	TOT
UNH	8	16	10	14	48
BEN	21	4	14	20	59

New Haven at Goldey-Beacom  
Nov. 11, 2023 • Wilmington, DE

Game 2

Date: 11/11/23  
Time: 1:00 PM  
Attendance: 115  
Site: Wilmington, DE  
Referee: J. Kallis, A. Stevenson, S. Brown

Score By Period	1	2	3	4	Total
New Haven	25	23	25	12	85
Goldey-Beacom	16	13	14	14	57

New Haven 85

#	Player	GS	MIN	FG	3PT	FT	ORB-DRB	REB	PF	A	TO	BLK	STL	PTS
14	Lindsay Hogan	*	34	8-14	4-6	2-2	1-3	4	4	0	1	1	1	22
34	Aurora Deshaies	*	27	8-17	0-0	1-4	7-6	13	3	0	3	1	0	17
23	Makaela Johnson	*	33	6-11	1-2	3-5	3-6	9	2	4	0	0	0	16
01	Gabrielle Stickle	*	35	2-6	0-1	2-3	0-6	6	0	8	0	0	0	6
05	Charlotte Bassett	*	15	0-2	0-0	0-0	2-3	5	1	1	1	0	1	0
10	Nayeli Dowding		26	5-14	2-6	2-2	1-3	4	2	1	0	0	2	14
32	Bianca Pendleton		9	1-1	0-0	6-7	2-0	2	5	0	2	1	0	8
02	Eveani Okwuosa		11	1-2	0-0	0-0	0-1	1	1	0	0	0	1	2
11	Katelyn Simpson		4	0-1	0-0	0-0	0-0	0	0	1	1	0	0	0
44	Merit Innocent		4	0-0	0-0	0-0	1-0	1	0	0	0	0	0	0
12	Sabira Ahayeva		1	0-0	0-0	0-0	0-0	0	0	0	0	0	0	0
21	Stylianna Mantzouris		1	0-0	0-0	0-0	0-0	0	0	0	0	0	0	0
TM	Team		0	0-0	0-0	0-0	3-2	5	0	0	1	0	0	0
Totals			-	200	31-68	7-15	16-23	20-30	50	18	15	9	3	85

Team Summary	FG	3PT	FT
1st Quarter	10-19 52.63%		3-5 60.00%
2nd Quarter	7-16 43.75%		2-4 50.00%
3rd Quarter	10-18 55.56%		1-2 50.00%
4th Quarter	4-15 26.67%		1-4 25.00%
Total	31-68 45.6%	7-15 46.7%	16-23 69.6%

Goldey-Beacom 57

#	Player	GS	MIN	FG	3PT	FT	ORB-DRB	REB	PF	A	TO	BLK	STL	PTS
10	Katie Yoder	*	17	5-8	4-6	0-0	0-1	1	4	0	1	1	0	14
03	Rory Ciszkowski	*	17	3-4	3-4	2-2	0-3	3	4	1	2	0	0	11
30	Janiya Stevens	*	18	2-7	0-0	2-2	1-3	4	2	1	1	1	0	6
15	Karlee Lemon	*	30	1-5	1-4	0-0	0-1	1	2	1	1	0	1	3
01	Jenissa Varela	*	17	1-4	0-3	0-0	0-3	3	4	4	0	0	2	2
21	Zhuri Cannon		11	3-6	0-1	1-2	0-1	1	3	0	0	0	0	7
04	Genesis Garcia		25	2-5	1-2	0-1	0-1	1	1	2	3	0	0	5
23	Azuri Abraham		22	1-6	0-2	1-3	2-1	3	2	1	2	1	1	3
25	Tamea El		13	1-2	1-2	0-0	1-2	3	2	0	0	0	0	3
22	Julie McCarron		12	1-3	0-1	1-2	0-0	0	2	0	0	0	0	3
02	Farah White		10	0-1	0-0	0-2	0-1	1	0	2	1	0	0	0
14	Maddy Hackman		5	0-2	0-1	0-0	1-4	1	0	0	0	0	0	0
24	Azra Orzul		8	0-1	0-0	0-0	0-0	0	0	0	0	0	0	0
TM			0	0-0	0-0	0-0	3-0	3	0	0	0	0	0	0
Totals		-	200	20-54	10-26	7-14	8-21	29	27	12	15	3	2	57







# GAME 10: NEW HAVEN AT SAINT MICHAEL'S

## POINTS - REBOUNDS - ASSISTS

Opponent	Date	Score	1 Stickie	2 Okwuosa	3 Townes	5 Bassett	10 Dowding	11 Simpson	12 Ahayeva	14 Hogan
vs Wilmington	11.10.23	W 81-21	2 - 0 - 5	2 - 3 - 1	INJ	5 - 2 - 1	2 - 2 - 1	4 - 2 - 1	2 - 1 - 0	30 - 3 - 2
at Goldey-Beacom	11.11.23	W 85-57	6 - 6 - 8	2 - 1 - 0	INJ	0 - 5 - 1	14 - 4 - 1	0 - 0 - 1	0 - 0 - 0	22 - 4 - 0
at Bentley	11.15.23	48-59 L	6 - 1 - 2	0 - 1 - 0	INJ	2 - 1 - 0	11 - 6 - 0	DNP	DNP	8 - 5 - 2
PACE	11.21.23	43-46 L	11 - 2 - 2	3 - 2 - 0	INJ	9 - 4 - 2	2 - 1 - 2	DNP	DNP	8 - 9 - 1
at Assumption	11.29.23	41-70 L	2 - 3 - 1	6 - 4 - 1	INJ	0 - 0 - 0	8 - 5 - 0	0 - 0 - 1	DNP	13 - 2 - 3
SO NEW HAMPSHIRE	12.02.23	60-65 L	6 - 4 - 4	2 - 3 - 2	INJ	12 - 5 - 1	4 - 0 - 0	DNP	DNP	19 - 8 - 1
ADELPHI	12.05.23	49-56 L	7 - 6 - 3	2 - 1 - 0	INJ	6 - 7 - 3	7 - 2 - 0	DNP	DNP	7 - 4 - 0
GEORGIAN COURT	12.10.23	W 74-45	6 - 2 - 8	8 - 3 - 3	INJ	22 - 2 - 1	11 - 1 - 2	0 - 1 - 0	0 - 0 - 1	6 - 12 - 3
UDC	12.30.23	W 67-60	7 - 5 - 4	10 - 3 - 0	INJ	14 - 5 - 3	7 - 2 - 2	DNP	DNP	0 - 5 - 0
at Saint Michael's	01.03.24									
at American Int'l	01.06.24									
SO CONNECTICUT	01.10.24									
SAINT ANSELM	01.13.24									
at Franklin Pierce	01.16.24									
SAINT ROSE	01.20.24									
at Pace	01.24.24									
BENTLEY	01.27.24									
ASSUMPTION	01.30.24									
at So New Hampshire	02.03.24									
at Adelphi	02.07.24									
SAINT MICHAEL'S	02.10.24									
at So Connecticut	02.13.24									
AMERICAN INT'L	02.17.24									
at Saint Anselm	02.21.24									
at Saint Rose	02.24.24									
FRANKLIN PIERCE	02.27.24									

Opponent	Date	Score	15 Bacaliu	21 Mantzouris	23 Johnson	32 Pendelton	34 Deshaies	44 Innocent
vs Wilmington	11.10.23	W 81-21	INJ	2 - 0 - 0	11 - 10 - 3	7 - 2 - 0	14 - 9 - 2	0 - 1 - 0
at Goldey-Beacom	11.11.23	W 85-57	INJ	0 - 0 - 0	16 - 9 - 4	8 - 2 - 0	17 - 13 - 0	0 - 1 - 0
at Bentley	11.15.23	48-59 L	INJ	DNP	2 - 2 - 1	2 - 2 - 1	17 - 11 - 0	DNP
PACE	11.21.23	43-46 L	INJ	DNP	4 - 3 - 1	2 - 4 - 2	4 - 7 - 0	0 - 0 - 0
at Assumption	11.29.23	41-70 L	INJ	DNP	2 - 3 - 0	4 - 1 - 0	6 - 12 - 2	DNP
SO NEW HAMPSHIRE	12.02.23	60-65 L	INJ	DNP	5 - 3 - 1	6 - 5 - 0	6 - 6 - 1	DNP
ADELPHI	12.05.23	49-56 L	INJ	DNP	2 - 3 - 0	2 - 2 - 0	16 - 12 - 1	DNP
GEORGIAN COURT	12.10.23	W 74-45	INJ	0 - 0 - 0	3 - 1 - 1	DNP	18 - 11 - 2	0 - 0 - 0
UDC	12.30.23	W 67-60	INJ	DNP	9 - 6 - 1	1 - 1 - 0	19 - 13 - 3	DNP
at Saint Michael's	01.03.24							
at American Int'l	01.06.24							
SO CONNECTICUT	01.10.24							
SAINT ANSELM	01.13.24							
at Franklin Pierce	01.16.24							
SAINT ROSE	01.20.24							
at Pace	01.24.24							
BENTLEY	01.27.24							
ASSUMPTION	01.30.24							
at So New Hampshire	02.03.24							
at Adelphi	02.07.24							
SAINT MICHAEL'S	02.10.24							
at So Connecticut	02.13.24							
AMERICAN INT'L	02.17.24							
at Saint Anselm	02.21.24							
at Saint Rose	02.24.24							
FRANKLIN PIERCE	02.27.24							

NEW HAVEN/OPPONENT GAME-BY-GAME STATISTICS

DATE	OPPONENT	FG-FGA	PCT.	3P-3PA	PCT.	FT-FTA	PCT.	OR-DR-RB	A	TO	B	S	PTS
11/10	New Haven	30-50	.600	6-8	.750	15-21	.714	13-24-37	16	13	4	14	81
	vs. Wilmington	8-48	.167	1-18	.056	4-8	.500	15-12-27	1	23	1	7	21
11/11	New Haven	31-68	.456	7-15	.467	16-23	.696	20-30-50	15	9	3	5	85
	at Goldey-Beacom	20-54	.370	10-26	.385	7-14	.500	8-21-29	12	15	3	2	57
11/15	New Haven	22-60	.367	2-13	.154	2-4	.500	11-22-33	6	14	4	6	48
	at Bentley	21-53	.396	4-17	.235	13-13	1.000	9-28-37	14	13	2	8	59
11/21	NEW HAVEN	18-49	.367	4-21	.190	3-6	.500	7-28-35	10	16	1	3	43
	PACE	19-52	.365	1-13	.077	7-12	.583	7-26-33	9	10	2	7	46
11/29	New Haven	18-60	.300	4-20	.200	1-8	.125	16-18-34	8	18	0	9	41
	at Assumption	25-47	.532	6-20	.300	14-16	.875	4-29-33	22	14	4	5	70
12/2	NEW HAVEN	21-57	.368	7-15	.467	11-14	.786	18-23-41	10	17	0	5	60
	SO NEW HAMPSHIRE	23-42	.548	6-13	.462	13-27	.481	3-20-23	16	11	5	4	65
12/5	NEW HAVEN	16-50	.320	2-9	.222	15-22	.682	13-26-39	7	17	2	4	49
	ADELPHI	24-60	.400	3-13	.231	5-12	.417	14-25-39	8	13	1	9	56
12/10	NEW HAVEN	32-64	.500	3-18	.167	7-10	.700	4-30-34	21	9	4	12	74
	GEORGIAN COURT	20-58	.345	3-13	.231	2-6	.333	10-30-40	6	22	2	7	45
12/30	NEW HAVEN	24-54	.444	7-21	.333	12-18	.667	11-33-44	13	15	2	3	67
	UDC	25-73	.342	6-27	.222	7-9	.778	16-23-39	12	7	3	10	63
1/3	New Haven												
	at Saint Michael's												
1/6	New Haven												
	at American Int'l												
1/10	NEW HAVEN												
	SO CONNECTICUT												
1/13	NEW HAVEN												
	SAINT ANSELM												
1/16	New Haven												
	at Franklin Pierce												
1/20	NEW HAVEN												
	SAINT ROSE												
1/24	New Haven												
	at Pace												
1/27	NEW HAVEN												
	BENTLEY												
1/30	NEW HAVEN												
	ASSUMPTION												
2/3	New Haven												
	at So New Hampshire												
2/7	New Haven												
	at Adelphi												
2/10	NEW HAVEN												
	SAINT MICHAEL'S												
2/13	New Haven												
	at So Connecticut												
2/17	NEW HAVEN												
	AMERICAN INT'L												
2/21	New Haven												
	vs. Saint Anselm												
2/24	New Haven												
	at Saint Rose												
2/27	NEW HAVEN												
	FRANKLIN PIERCE												



2023-24 FINAL SEASON STATISTICS

				RECORD		OVERALL		HOME		AWAY		NEUTRAL							
				ALL GAMES		4-5		2-3		1-2		1-0							
				CONFERENCE		0-5		0-3		0-2		0-0							
				NON-CONFERENCE		4-0		2-0		1-0		1-0							
				-----Total-----		----3-Point----		----F-Throw----		-----Rebounds-----									
#	Player	GP-GS	Min--Avg	FG-FGA	Pct	3FG-FGA	Pct	FT-FTA	Pct	Off-Def	Tot	Avg	PF	A	TO	Blk	Stl	Pts	Avg
34	Aurora Deshaies	9-9	245--27.2	52-104	.500	0-0	.000	13-31	.419	43-51	94	10.4	21	11	15	4	7	117	13.0
14	Lindsay Hogan	9-9	283--31.4	42-96	.438	16-40	.400	13-15	.867	8-44	52	5.8	23	12	24	3	6	113	12.6
5	Charlotte Bassett	9-5	211--23.4	27-60	.450	7-21	.333	9-12	.750	10-21	31	3.4	13	12	13	0	9	70	7.8
10	Nayeli Dowding	9-2	217--24.1	26-77	.338	6-27	.222	8-10	.800	6-17	23	2.6	15	8	8	1	4	66	7.3
23	Makaela Johnson	9-7	200--22.2	21-55	.382	5-21	.238	7-10	.700	7-33	40	4.4	18	12	16	3	4	54	6.0
1	Gabrielle Stickle	9-9	315--35.0	16-58	.276	6-25	.240	15-20	.750	2-27	29	3.2	18	37	16	0	17	53	5.9
32	Bianca Pendleton	8-0	101--12.7	9-20	.450	0-1	.000	14-21	.667	9-10	19	2.4	20	3	11	1	4	32	4.0
2	Eveani Okwusa	9-4	177--19.6	16-33	.485	2-5	.400	1-3	.333	5-16	21	2.3	13	7	6	7	10	35	3.9
11	Katelyn Simpson	4-0	22--5.5	2-5	.400	0-0	.000	0-0	.000	1-2	3	0.8	2	3	3	1	0	4	1.0
12	Sabrina Ahayeva	3-0	8--2.5	0-0	.000	0-0	.000	2-4	.500	0-1	1	0.3	0	1	2	0	0	2	0.7
21	Sytlianna Mantzouris	3-0	6--2.1	1-2	.000	0-0	.000	0-0	.000	0-0	0	0.0	1	0	1	0	0	2	0.7
44	Merit Innocent	4-0	16--4.0	0-2	.000	0-0	.000	0-0	.000	1-1	2	0.5	1	0	2	0	0	0	0.0
TEAM										21-11	32	3.6			11				
NEW HAVEN TOTAL		9		212-512	.414	42-140	.300	82-126	.651	113-234	347	38.6	145	106	128	20	61	548	60.9
OPPONENTS TOTAL		9		185-487	.380	40-160	.250	72-117	.615	86-214	300	33.3	145	100	128	23	59	482	53.6
				New Haven		Opponent		Date		Opponent		Score		Att.					
SCORING				548		482		# 11/10/23		vs Wilmington		W 81-21		175					
Points Per Game				60.9		53.6		# 11/11/23		at Goldey-Beacom		W 85-57		115					
Scoring Margin				+7.3		-		* 11/15/23		at Bentley		L 48-59		210					
FIELD GOALS-ATT				212-512		185-487		* 11/21/23		PACE		L 43-46		138					
Field Goals pct				.414		.380		* 11/29/23		at Assumption		L 41-70		170					
3-POINT FG-ATT				42-140		40-160		* 12/02/23		SO NEW HAMPSHIRE		L 60-65		167					
3-point FG pct				.300		.250		* 12/05/23		ADELPHI		L 49-56		165					
3-point FG made per game				4.7		4.4		12/17/23		GEORGIAN COURT		W 74-45		64					
FREE THROWS-ATT				82-126		72-117		12/30/23		DISTRICT OF COLUMBIA		W 67-60		87					
Free Throw pct				.651		.615		# - Goldey-Beacom Tip-off Tournament (Wilmington, Del.)											
F-Throws made per game				9.1		8.0		* - Northeast-10 Conference Game											
REBOUNDS				347		300		^ - NE10 Championship at high seed throughout											
Rebounds per game				38.6		33.3													
Rebounding Margin				+5.3		-													
ASSISTS				106		100													
Assists per game				11.8		11.1													
TURNOVERS				128		128													
Turnovers per game				15.2		15.2													
Turnover Margin				+0.0		-													
Assist/Turnover Ratio				0.8		0.8													
STEALS				61		59													
Steals per game				6.8		6.6													
BLOCKS				20		23													
Blocks per game				2.2		2.6													
ATTENDANCE				621															
Home Games avg. per game				5-124		3-165													
Neutral site avg. per game						1-175													
Score by Periods		1st	2nd	3rd	4th	OT	Totals												
New Haven		142	139	146	121	--	-	548											
Opponents		123	99	120	140	--	-	482											