

NEW HAVEN CHARGERS

MEN'S BASKETBALL

DAN RUEDE

Assistant Director of Athletics / Strategic Communications
Charger Gym, 300 Boston Post Road, West Haven, CT 06516
O: 203.932.7025 | C: 203-535-9503
druede@newhaven.edu | www.NewHavenChargers.com

2023-24 SCHEDULE/RESULTS

OVERALL: 8-16 | NE10: 5-13

NOVEMBER

Sat. 11	vs. Post	L, 85-89 (ot)
Sun. 12	vs. Wilmington	W, 75-64
Wed. 15	at Bloomfield	L, 54-66
Sat. 18	at Bentley *	L, 60-79
Tue. 21	PACE *	L, 47-61
Sun. 26	at Dominican	L, 77-82
Wed. 29	at Assumption *	L, 65-69

DECEMBER

Sat. 2	SOUTHERN NEW HAMPSHIRE *	L, 58-64
Tue. 5	ADELPHI *	W, 74-60
Tue. 12	GEORGIAN COURT	W, 92-56
Sat. 30	at Staten Island	W, 86-78

JANUARY

Wed. 3	at Saint Michael's *	L, 73-78
Sat. 6	at American International *	W, 67-66
Wed. 10	SOUTHERN CONNECTICUT *	L, 74-78 (ot)
Sat. 13	SAINT ANSELM *	L, 66-75
Tue. 16	at Franklin Pierce *	L, 74-94
Sat. 20	SAINT ROSE *	W, 53-48
Wed. 24	at Pace *	L, 55-56
Sat. 27	BENTLEY *	L, 74-100
Tue. 30	ASSUMPTION *	W, 54-50

FEBRUARY

Sat. 3	at Southern New Hampshire *	W, 76-73 (ot)
Wed. 7	at Adelphi *	L, 69-77
Sat. 10	SAINT MICHAEL'S *	L, 59-69
Wed. 14	at Southern Connecticut *	L, 60-75
Sat. 17	AMERICAN INTERNATIONAL *	3:30 p.m.
Wed. 21	at Saint Anselm *	7:30 p.m.
Sat. 24	at Saint Rose *	3:30 p.m.
Tue. 27	FRANKLIN PIERCE *	7:30 p.m.

MARCH

Wed. 1	NE10 Championship Semifinal	TBD
Sat. 4	NE10 Championship Final	TBD
Mar. 11-14	NCAA East Region Championship	TBD
Mar. 22-25	NCAA Final Eight	TBD


* Northeast-10 Conference game
Home games in **BOLD CAPS** played at Charger Gymnasium



NEW HAVEN (8-16, 5-13 NE10) CHARGERS

AT A GLANCE

Opening Tip	3:30 p.m.
Location	West Haven, Conn.
Venue	Charger Gym @ Hazell Athletic Center
Capacity	1,500
Live Video	NE10Now.tv
Live Stats	NewHavenChargers.com
All-Time Series	35-30
Active Streak	W4
Last Meeting	New Haven 67-66 (1.6.24)
First Meeting	AIC 93-84 (1973-74)
Hotaling vs. AIC	17-9



AMERICAN INT'L (9-15, 7-11 NE10) YELLOW JACKETS

PROJECTED NEW HAVEN STARTERS

4

JAH'LIKAI KING
FR • 6-3 • GUARD
NEWBURGH, N.Y.

PPG	RPG	AST	MIN
16.1	3.3	65	32.5



NOTES:

- Leads the team with 16.1 ppg
- Has scored in double figures 16x, scored 20+ 8x and 30+ 2x including a career-high 35 vs Post
- Leads the team with 65 assists and 31 steals
- 5x NE10 Rookie of the Week

5

JOSHUA HOPSON
SO • 6-8 • FORWARD
JERSEY CITY, N.J.

PPG	RPG	AST	MIN
5.5	6.6	39	28.6



NOTES:

- Shooting 51.9% from the field, 56-of-108
- Leads the team with 18 blocks
- Third on the team with 39 assists
- Set a career-high with seven assists at Staten Island
- Set a career-high with 19 rebounds at Saint Michael's

20

EHTAN SIMMON
R-FR • 6-5 • FORWARD
EDISON, N.J.

PPG	RPG	AST	MIN
10.5	3.8	25	28.1



NOTES:

- Career-high 27 points against Georgian Court
- Has scored double digits 11x, including nine of the last 12 games
- 3x NE10 Rookie of the Week
- Four-games with 20+ in the scoring column

23

TYLER SAINT-FURCY
GR • 6-4 • FORWARD
INWOOD, N.Y.

PPG	RPG	AST	MIN
9.4	4.2	44	28.5



NOTES:

- Shooting 50.3 percent from the field, 75-of-149
- Matched his career-high with 20 points against SNHU
- Third on the team with 23 steals
- First career double double with 16 points and 10 boards at Staten Island

34

DAVONTREY THOMAS
SR • 6-5 • FORWARD
POUGHKEEPSIE, N.Y.

PPG	RPG	AST	MIN
14.8	3.8	29	34.4



NOTES:

- Second on the team in scoring at 14.8 ppg
- Top three point shooter on the team with 54 - avg 2.3 per game
- Has scored in double figures in 22 of 24 games on the year- and 20 of the last 21 games

PUT ME IN COACH I'M READY TO PLAY (FIRST OFF THE BENCH)

21

SEAN BRAITHWAITE
SR • 6-6 • GUARD
CENTER MORICHES, N.Y.

PPG	RPG	AST	MIN
2.4	1.8	20	15.5



NOTES:

- Has come off the bench in all 24 games
- First double figure game of the season came against Saint Rose with 10 points on 3-of-4 shooting



GAME 25 | NEW HAVEN VS AMERICAN INTERNATIONAL

2023-24 NEW HAVEN CHARGERS NUMERICAL ROSTER

##	Name	Cl.	Po.	Ht.	Wt.	Hometown / High School / Last School	Pronunciation Guide
0	Anwaar-Saeed Francis	JR	G	6-0	200	Woodside, N.Y. / Hudson High School Learning Tech	
1	Keith Warren	Jr.	G	6-1	170	Rochester, N.Y. / McQuaid Jesuit / Monroe College	
2	Tarese Morse	Jr.	F	6-5	210	Springfield, Mass. / Springfield / Hutchinson CC	
3	Justin Hendrick	Jr.	G	6-2	175	Valley Stream, N.Y. / St. Francis / Niagara CC	
4	Jah'Likai King	Fr.	G	6-3	160	Newburgh, N.Y. / Newburgh Free Academy	
5	Joshua Hopson	So.	F	6-8	255	Jersey City, N.J. / MacDuffie School	
10	Eddie Dwake	Fr.	G	6-1	170	Clinton, Conn. / Morgan	
11	Jojo Lingisi-Ombongo	Jr.	G	6-1	160	Hamilton, Ontario / St. Thomas More/Northern Essex CC	
12	Timothy Coleman	Fr.	F	6-7	195	New Haven, Conn. / Hillhouse	
13	Christian Kellman	Jr.	G	6-10	170	Little Neck, N.Y. / John Adams	
15	Andrew Mitchell	Fr.	G	6-3	160	Roxbury, Mass. / Dexter Southfield	
20	Ethan Simmon	So.	F	6-5	190	Edison, N.J. / St. Joseph Metuchen	
21	Sean Braithwaite	Sr.	F	6-6	220	Center Moriches, N.Y. / Center Moriches	brayth-wait
22	Jason Edokpayi	Jr.	F	6-6	220	Laurel, Md. / Mount St. Joseph / Fairfield	ee-dough-pie-yay
23	Tyler Saint-Furcy	Gr.	F	6-4	190	Inwood, N.Y. / Lawrence Woodmere Academy / Marist	
25	Kyle Kearson	So.	F	6-4	170	West Haven, Conn. / West Haven	
34	Davontrey Thomas	Sr.	F	6-5	200	Poughkeepsie, N.Y. / Poughkeepsie	

Head Coach: Ted Hotaling (Albany '95) – 13th Season

Assistant Coach: Derrick Seldon (Western Connecticut '15) - Third Season

Graduate Assistant Coach: DaRon Hughey (Buffalo State '23) - First Season



KEITH WARREN

1 JR | Guard



TARESE MORSE

2 JR | Forward



JUSTIN HENDRICK

3 JR | Gurd



JAH'LIKAI KING

4 FR | Guard



JOSHUA HOPSON

5 SO | Forward



EDDIE DWAKE

10 FR | Guard



JOJO LINGISI-OMBONGO

11 JR | GUard



TIMOTHY COLEMAN

12 FR | Forward



CHRISTIAN KELLMAN

13 JR | Guard



ANDREW MITCHELL

15 FR | Guard



ETHAN SIMMON

20 SO | Forward



SEAN BRAITHWAITE

21 SR | Forward



JASON EDOKPAYI

22 JR | Forward



TYLER SAINT-FURCY

23 GR | Forward



KYLE KEARSON

25 SO | Forward



DAVONTREY THOMAS

34 SR | Forward



TED HOTALING

HC 13th Season



VS



TALE OF THE TAPE

8-16, 5-13	OVERALL RECORD	9-15, 7-11
L3	CURRENT STREAK	W1
67.8	POINTS PER GAME	71.6
71.1	OPP POINTS PER GAME	75.2
-3.3	SCORING MARGIN	-3.6
.444	FIELD GOAL PCT	.430
.439	OPP FIELD GOAL PCT	.468
.345	3-POINT FG PCT	.342
.380	OPP 3-POINT FG PCT	.370
7.5	3PT MADE/GAME	7.8
.701	FREE THROW PCT	.751
33.0	REBOUNDS PER GAME	32.8
34.5	OPP. REBOUNDS PER GAME	36.3
-1.5	REBOUND MARGIN	-3.5
11.5	TURNOVERS PER GAME	11.3
-0.9	TURNOVER MARGIN	+0.6
12.2	ASSISTS PER GAME	13.8
5.6	STEALS PER GAME	6.3
2.7	BLOCKS PER GAME	2.3

STATISTICAL LEADERS

SCORING

NEW HAVEN	AMERICAN INT'L
King.....16.1	Ellison.....20.8
Thomas.....14.8	Hall.....12.5
Simmon.....10.5	Jordan.....9.6

REBOUNDING

NEW HAVEN	AMERICAN INT'L
Hopson.....6.6	Ellison.....6.2
Saint-Furcy.....4.2	Jordan.....5.6

ASSISTS

NEW HAVEN	AMERICAN INT'L
King.....65	Zaja.....93
Saint-Furcy.....44	Ellison.....47

STEALS

NEW HAVEN	AMERICAN INT'L
King.....31	Ellison.....28
Thomas.....24	Zaja/Wavezwa.....21

BLOCKS

NEW HAVEN	AMERICAN INT'L
Hopson.....18	Balde.....17
Saint-Furcy.....13	Washington.....14

THE LEAD

The penultimate home game, as the regular season winds down the Chargers welcome the American International Yellow Jackets to West Haven as they go for a season-sweep of the NE10 foe. Prior to the action, New Haven will honor three members of the program who will complete their eligibility at the conclusion of the season; Davontrey Thomas, Sean Braithwaite and Tyler Saint-Furcy.

SCOUTING NEW HAVEN

The Chargers continue to rely on the leadership of Davontrey Thomas who was impressive in the second half against Saint Rose, scoring 22 of his 25 points to lead the Chargers to victory. With that season-high in the scoring column, he now averages 14.8 ppg and is the biggest threat from outside the arc with 54 of his 124 total field goals from long range. Additionally, New Haven will need to rely on its youth which they have for much of the season with two of the top three scorers in their first season of eligibility. Leading that duo is true freshman Jah'Likai King who added his second 30+ performance at home against Bentley and now leads the team averaging 16.1 ppg. The rookie guard also leads the team with 65 assists and 31 steals and has scored 20+ eight times this season. The other rookie that has made an impact this season is redshirt sophomore Ethan Simmon who is third on the team averaging 10.5 ppg, while he is third overall in rebounding at 3.8 rebounds per game.

SCOUTING AMERICAN INT'L

As the regular season comes down to its final weeks, the Yellow Jackets

could make a last minute surge up the standings if they were to win out the regular season. Currently with a 7-11 record in NE10 play, the Yellow Jackets are two games ahead of New Haven in the standings but remain in the bottom four spots which would mean a road game in the opening round of the NE10 Championship. For the season, the Yellow Jackets are scoring an average of 71.6 points per game and are allowing just under four points more to their opponents (75.2 ppg). Additionally, they are being outrebounded by 3.5 rebounds per game as a team. Individually, Justice Ellison pulls much of the weight for the Yellow Jackets, averaging 20.8 points per game, which leads all NE10 scorers. Additionally, he leads the team with 6.1 rebounds per game and 28 steals while his 47 assists are second most on the team. Ellison is a threat from anywhere on the court with a quarter of his 188 field goals coming from outside the arc, but also finds his way to the free throw line where he is 77-of-97 on the year.

SERIES HISTORY VS AIC

- New Haven and American International meet for the 66th time in the history of the two programs.
- One of the most evenly contested series for the Chargers, New Haven holds a slight 35-30 advantage in the previous 65 games.
- Last season, New Haven swept three meetings against the Yellow Jackets, the third coming in the opening round of the Northeast-10 Championship as the Blue and Gold made their run towards an East Region Championship.



NEXT TIME OUT

The Chargers will spend its next two games away from their West Haven campus with trips to New Hampshire and New York on the docket. First up will be the second trip of the month to Manchester, N.H., this time to take on the Saint Anselm Hawks on Wednesday, February 21 at Stoutenburgh Gymnasium. Tip off in the NE10 battle is scheduled for 7:30 p.m. with all of the action available live on NE10Now.tv.

KING OF HEARTS

Freshman Jah’Likai King made his mark right out of the gates for the Blue and Gold, opening up his collegiate career with a monumental 35 point performance against Post University. In that game, he shot 14-of-21 from the field, including a pair of three pointers, and was 5-of-5 from the free throw line. Last season, just one player reached the 30 point mark and that came during the NCAA East Regional’s when Ty Perry put up 30 against Pace. For the season, King has scored 25+ on seven occasions and leads the team in scoring, averaging a 16.1 points per game.

I’LL TAKE THAT THANK YOU VERY MUCH

Twenty-three games into the season, the Chargers have proven there is no need to bring in an ophthalmologist as they are seeing the ball just fine, racking up 135 steals in the first 24 games. Leading the efforts is Jah’Likai King who has grabbed 31 steals. Davontrey Thomas and Tyler Saint Furcy follow, with 24 and 23, respectively, while two other players also have double figure steals on the year. Overall, New Haven has scored 255 points off of their opponents turnovers.

A DISH HERE, A DISH THERE

As the Chargers continue to search for the right mix of players on the floor for 40 minutes, the continual adjustments has led to players being able to showcase how they can have the biggest impact. One of those ways has been in the assist column where junior college transfer guard Jojo Lingisi-Ombongo set the mark for the season coming off the bench at Assumption to dish out nine assists. He followed that performance up with eight at home against SNHU and is third on the team with 35 assists on the year, with freshman Jah’Likai King leading the team with 65.

RHYTHM AND REPETITION

Junior college transfer Keith Warren took a few games but now seems to have found his rhythm with the Blue and Gold, scoring

in double figures in each game over a five-game stretch that moved him up the scoring column and is now fifth on the team with 5.5 ppg. His first time hitting double figures came in the NE10 opener at Bentley where he scored 15 points, while he set his career-high in the non-conference road game at Dominican with 27 points. Warren is a threat from the front court and the back court as 20 of his 40 field goals have come from outside the three point arc, third most on the team. Additionally, he has 15 assists and seven steals to his credit.

HONOR ROLL

After redshirting the 2022-23 season, sophomore Ethan Simmon began his collegiate career with back-to-back nights in double figures, setting his early career-high with 17 points in the season opener against Post. Overall, he averaged 14 points in the two games at the Golden Knights Invitational, earning NE10 Rookie of the Week honors following the first week of action.

HONOR ROLL PART DEUX

Following his second 25+ performance of the year, Jah’Likai King has picked up his first collegiate honor when he was named NE10 Rookie of the Week after leading the Chargers with 26 points in the home win over Adelphi. His team-high in the scoring column came on 9-of-17 from the field, with one from outside the arc, while he was a perfect 7-of-7 at the free throw line. In addition to his scoring, he added five rebounds, six assists and three steals.

HONOR ROLL X2

Following back-to-back double figure games, including a career-high 27 points against Georgian Court, redshirt freshman Ethan Simmon picked up his second NE10 Rookie of the Week honor just before the holiday break. In the final game before the break, Simmon led three players in double digits, shooting 9-of-13 overall, including 7-of-10 from beyond the arc as the Chargers cruised past Georgian Court. In addition, he added nine rebounds, a block and a steal.

HONOR ROLL HAT TRICK

For the second-straight week, Ethan Simmon is the top rookie in the Northeast-10, earning back-to-back NE10 Conference Rookie of the Week accolades to close out the 2023 portion of the schedule. Simmon’s third honors comes following his third-straight game in double figures and his second-straight with

CHARGERS RECORD WHEN...

Overall.....	8-16
Home	4-5
Away	3-10
Neutral	1-1

BY MONTH

November	1-6
December.....	3-1
January	3-6
February	1-3
March	0-0

BY DAYS OF THE WEEK

Monday	0-0
Tuesday	2-1
Wednesday.....	1-8
Thursday.....	0-0
Friday	0-0
Saturday	4-6
Sunday	1-1

CLOSE GAMES

New Haven leads with 5:00 left in game.....	8-2
New Haven trails with 5:00 left in game.....	0-14
Tied with 5:00 left to play.....	0-0
Decided by five points or less.....	4-6
Decided by 6-10 points.....	2-4
Games decided by 11-plus points.....	2-6
Overtime	1-2

OFFENSIVE OUTPUT

New Haven scores less than 50 pts.....	0-1
New Haven scores 50-59 pts	2-4
New Haven scores 60-69 pts	1-5
New Haven scores 70-79 pts.....	3-5
New Haven scores 80 or more pts	2-1

DEFENSIVE OUTPUT

Opponent scores less than 50 pts.....	1-0
Opponent scores 50-59 pts	2-1
Opponent scores 60-69 pts	3-5
Opponent scores 70-79 pts.....	2-6
Opponent scores 80 or more pts	0-4

NEW HAVEN FROM THE FIELD

New Haven shoots below 30%	0-0
New Haven shoots 30-40%	2-4
New Haven shoots 40-50%	3-11
New Haven shoots above 50%	3-1
New Haven shoots higher % than opp.....	7-7
New Haven shoots lower % than opp.....	1-9
New Haven shoots same % as opp	0-0

REBOUNDING

Outrebounded opponent.....	5-5
Outrebounded by opponent.....	2-10
Rebounds are equal.....	1-1

MISCELLANEOUS

Leading at halftime	4-4
Trailing at halftime	4-11
Tied at halftime.....	0-1
Has two players or less in double figures	1-3
Has three players in double figures	5-10
Has four or more players in double figures.....	2-3
Commit same or less TO than opp.....	5-8
Commit more TO than opp	3-8
Games following a win.....	3-5
Games following a loss.....	5-10
Makes more or same 3FGs than opp	6-4
Makes less 3FGs than opp	2-12
Makes more or same FTs than opp	7-7
Makes fewer FTs than opp.....	1-9

CHARGERS BY THE NUMBERS

DOUBLE DIGIT SCORING	23-24	NE10	CAREER
Braithwaite	1	1	3
Hendrick	--	--	3
Hopson	3	3	3
King	15	11	15
Morse	1	1	1
Saint-Furcy	11	10	11
Simmon	11	8	11
Thomas	22	17	77
Warren	6	4	6

20+ POINT GAMES	23-24	NE10	CAREER
King	7	6	7
Saint-Furcy	1	1	1
Simmon	4	2	4
Thomas	3	3	9
Warren	1	--	1

10+ REB GAMES	23-24	NE10	CAREER
Hopson	4	3	4
Morse	2	2	2
Saint-Furcy	1	--	1
Thomas	--	--	6

5+ ASSIST GAMES	23-24	NE10	CAREER
Hendrick	--	--	1
Hopson	2	1	2
King	5	4	5
Lingisi-Ombongo	2	2	2
Saint-Furcy	2	2	2
Thomas	1	1	3

10+ ASSIST GAMES	23-24	NE10	CAREER
	--	--	--

5+ BLOCK GAMES	23-24	NE10	CAREER
	--	--	--

5+ STEAL GAMES	23-24	NE10	CAREER
King	1	1	1
Saint-Furcy	2	1	2

DOUBLE-DOUBLE (P/R)	23-24	NE10	CAREER
Hopson	2	2	2
Saint-Furcy	1	--	1
Thomas	--	--	5

GAMES STARTED	23-24	NE10	CAREER
Braithwaite	--	--	4
Hendrick	6	2	7
Hopson	24	18	24
Kearson	1	1	1
King	23	17	23
Lingisi-Ombongo	1	1	1
Saint-Furcy	15	13	15
Simmon	16	12	16
Thomas	24	18	114
Warren	10	8	10

20+ in the scoring column, finishing the come-from-behind road win at Staten Island with an even 20 points. For the game, Simon finished 4-of-7 from the field, with all four buckets from outside the three-point arc, while also going a perfect 8-of-8 at the free throw line. One of his four field goals came from just inside the midcourt stripe as time expired at the end of the first half. In addition to his 20 points, he also added an assist and a pair of steals.

KING SQUARED

Following a week of averaging 22 points per game, FR Jah’Likai King secured his second NE10 Rookie of the Week honor. The honor for King is the fifth of the season for New Haven, earning the distinction in all but three of the eight weeks it has been presented. For the week, King was one of four players to average in double figures, finishing with a team-high 22 points, including his third 25+ game of the year. Overall, KING shot 56.3 percent from the field, connecting on 18-of-32 with a pair of three pointers while also going 6-of-10 at the free throw line. In addition to his scoring, he added nine rebounds, six assists and six steals combined across the two games.

KING QUAD

Following yet another 20 point performance and a team-leading average of 18.5 ppg across two games, freshman Jah’Likai King picked up his team and NE10 leading fourth Rookie of the Week honor. For the week, King shot 48.1 percent from the field (13-27), including 5-11 from beyond the three beyond the arc. His big outing for the week

came in the OT win over SNHU when he finished with 26 points and added six assists.

ONE FOR EACH FINGER

For the fifth time this season, freshman guard Jah’Likai King has hauled in the hardware earning Rookie of the Week accolades after averaging 22.5 points in a pair of games for the Chargers. The highlight of the week for King was a 29 point effort on the road at Adelphi. For the week, the rookie guard shot 46.3 percent from the field, connecting on 19-of-41, which included a 7-of-13 effort from beyond the three point arc. In addition, he pulled down seven boards and dished out five assists combined in the two games.

HEIGHT RESTRICTION

One of the major losses for New Haven this season is that of Majur Majak, the 7-1 center that dominated in the key for the Blue and Gold. In just two short seasons with New Haven, Majak swatted 190 shots, third most in school history. Included was a school record 105 blocks last season.

CLIMB THE MOUNTAIN

In the midst of the Chargers magical run to the NCAA Division II Elite Eight, senior Davontrey Thomas set a milestone mark when he surpassed the 1,000 point plateau, becoming the 39th player in school history to reach the feat. Currently with 1,382 career points, Thomas will continue to vault up the all-time list, including moving up two positions with his 22 points against Saint Michael’s. With 18 more points Thomas will top 1,400 points and move into the top-15

	All Games	Home	Away	Neutral	Non-Conf.	Conf. Games	Postseason
RECORD	8-16	4-6	3-9	1-1	3-3	5-13	-
SCORING	1,627	651	816	160	469	1,158	-
Points per game	67.8	65.1	68.0	80.0	78.2	64.3	-
Scoring margin	-3.3	-1.0	-6.4	+3.5	+5.7	-6.3	-
FIELD GOALS-ATT	601-1,354	240-540	306-698	55-116	159-344	442-1,010	-
Field goal pct	.444	.444	.438	.474	.462	.438	-
3 POINT FG-ATT	181-524	73-217	91-254	17-53	57-154	124-370	-
3-point FG pct	.345	.336	.358	.321	.370	.335	-
3-pt FG made per game	7.5	7.3	7.6	8.5	9.5	6.9	-
FREE THROWS-ATT	244-348	98-139	113-168	33-41	94-126	150-222	-
Free throw pct	.701	.705	.673	.805	.746	.676	-
REBOUNDS	792	351	383	58	191	601	-
Rebounds per game	33.0	35.1	31.9	29.0	31.8	33.4	-
Rebounding margin	-1.5	+2.6	-3.8	-8.0	-5.8	+0.0	-
ASSISTS	293	111	158	24	88	205	-
Assists per game	12.2	11.1	13.2	12.0	14.7	11.4	-
TURNOVERS	277	117	127	23	77	200	-
Turnovers per game	11.5	11.7	11.4	11.5	12.8	11.1	-
Turnover margin	-0.9	-2.9	+0.0	+3.5	+2.0	-1.9	-
Assist/turnover ratio	1.1	0.9	1.2	1.0	1.1	1.0	-
STEALS	135	38	76	21	49	86	-
Steals per game	5.6	3.8	6.3	10.5	8.2	4.8	-
BLOCKS	65	26	36	3	16	49	-
Blocks per game	2.7	2.6	3.0	1.5	2.7	2.7	-

GAME 25 | NEW HAVEN VS AMERICAN INTERNATIONAL

all-time.

FROM DISTANCE

In addition to climbing the all-time scoring ladder, senior Davontrey Thomas also finds himself climbing the top-10 for career three-point field goals made, entering Saturday night with 240 which moves him above former teammate Elijah Bailey for fourth all-time. He stands 54 shy of reaching the pinnacle of the list with Justin Exum (2010-14) currently at the top of the mountain with 294.

AT THE HELM

In his 13th season strolling the sidelines alongside his Chargers, head coach Ted Hotaling recorded his 200th career victory all-time and stands second among nine head coaches in the history of the New Haven men's basketball program. He is just the second coach in program history to win 200 career games. Named the ninth head coach in program history on March 31, 2010, Hotaling led the Chargers to the NCAA Division II Elite Eight for the first time in program history

in 2022-23. Overall, Hotaling's teams have earned five bids to the NCAA Division II National Tournament.

PRESEASON POLL

Fresh off of its first ever NCAA East Region title, the New Haven men's basketball team was predicted to finish fifth in the Northeast-10 Conference according to a poll of the league's 12 head coaches. Bentley was selected to win the conference title with 113 points and four first place votes, narrowly edging out reigning NE10 Champion Saint Anselm who finished with 109 points and five of the 12 first place votes. Southern Connecticut (2) and Pace (1) each added first place tallies, with the Owls selected to finish third and Pace slotted sixth.

2023-24 Northeast-10 Men's Basketball Coaches' Poll

- 1. Bentley – 113 (4)
- 2. Saint Anselm – 109 (5)
- 3. Southern Connecticut – 90 (2)
- 4. Southern New Hampshire – 89
- 5. New Haven – 82
- 6. Pace – 72 (1)



NORTHEAST-10 CONFERENCE STANDINGS

as of February 16, 2024

	NE10			OVERALL		
	W	L	PCT	W	L	PCT
Saint Michael's	14	4	.778	18	6	.750
Bentley	12	6	.667	17	8	.680
Adelphi	12	6	.667	16	8	.667
So. Connecticut	11	7	.611	17	7	.708
So. New Hampshire	10	8	.556	14	9	.609
Pace	10	8	.556	14	10	.583
Assumption	9	9	.500	13	11	.542
Saint Anselm	9	9	.500	11	13	.458
Saint Rose	7	11	.389	10	14	.417
American Int'l	7	11	.389	9	15	.375
New Haven	5	13	.278	8	16	.333
Franklin Pierce	2	16	.111	4	20	.167

SCORING BREAKDOWN (NEW HAVEN/OPPONENT)

Game	Pts in Paint	Pts off TQs	2nd ch. Pts.	1st Half Pts.	2nd Half Pts.	OT	FT	FB	Starter	Bench
vs Post	48/46	11/22	4/21	39/44	39/34	7/11	18/12	24/12	75/62	10/27
vs Wilmington	24/42	15/13	8/12	32/33	43/31	--	15/7	19/27	56/37	19/27
at Bloomfield	22/22	14/16	5/18	27/27	27/39	--	11/11	2/10	38/43	16/23
at Bentley	30/14	10/4	10/11	22/37	38/42	--	2/7	8/5	32/70	28/9
PACE	20/32	11/14	8/9	24/31	23/30	--	4/7	2/0	27/54	20/7
at Dominican	20/34	9/19	13/2	35/52	42/30	--	23/13	0/0	40/29	37/53
at Assumption	26/38	7/19	9/2	27/32	38/37	--	8/7	5/12	42/66	23/3
SO NEW HAMPSHIRE	20/22	7/5	12/10	28/27	30/37	--	4/16	5/8	47/59	11/5
ADELPHI	40/30	13/20	9/0	39/21	35/39	--	16/15	19/12	55/38	19/22
GEORGIAN COURT	42/28	24/6	10/0	43/21	49/35	--	6/3	2/0	48/27	44/29
at Staten Island	28/40	20/8	3/15	28/33	58/45	--	11/8	20/6	60/66	26/12
at Saint Michael's	32/26	11/10	12/14	28/40	45/38	--	14/14	4/2	62/69	11/9
at American Int'l	32/36	12/8	2/9	40/21	27/45	--	6/6	3/6	55/45	12/21
SO CONNECTICUT	36/34	12/5	8/9	27/36	42/33	5/9	18/12	9/4	69/60	5/18
SAINT ANSELM	32/32	9/15	7/2	33/27	33/48	--	10/9	1/12	10/9	56/66
at Franklin Pierce	28/38	13/17	12/15	37/41	37/53	--	11/14	5/10	56/59	18/35
SAINT ROSE	8/16	18/32	5/10	20/29	33/19	--	15/8	8/4	43/38	10/10
at Pace	26/30	11/11	2/13	31/25	24/31	--	0/6	8/8	47/41	8/15
BENTLEY	32/34	12/22	12/6	31/44	43/56	--	8/9	4/9	69/74	5/26
ASSUMPTION	22/26	4/16	7/7	20/23	34/27	--	17/5	4/13	42/48	12/2
at So New Hampshire	34/14	7/12	16/9	35/28	31/38	--	7/8	4/0	87/55	9/18
at Adelphi	40/18	10/9	10/6	23/44	46/33	--	3/15	12/10	69/58	0/19
SAINT MICHAEL'S	30/24	2/16	4/9	28/35	31/34	--	0/5	3/7	59/53	0/16
at So Connecticut	36/32	22/12	13/15	47/21	39/28	--	7/11	2/22	38/42	22/23
AMERICAN INT'L										
at Saint Anselm										
at Saint Rose										
FRANKLIN PIERCE										

CLASS SCORING

	Fr.	So.	Jr.	Sr.	Gr.
vs Post	35	21	13	12	4
vs Wilmington	4	18	29	18	6
at Bloomfield	18	11	9	9	7
at Bentley	8	6	28	12	6
PACE	4	16	10	17	0
at Dominican	16	11	35	13	2
at Assumption	2	13	15	22	13
SO NEW HAMPSHIRE	2	5	12	19	20
ADELPHI	26	17	2	23	6
GEORGIAN COURT	16	33	17	21	5
at Staten Island	8	29	14	19	16
at Saint Michael's	25	14	5	11	18
at American Int'l	19	23	2	11	12
SO CONNECTICUT	20	30	4	20	0
SAINT ANSELM	22	16	2	26	0
at Franklin Pierce	0	24	19	15	16
SAINT ROSE	2	5	10	25	11
at Pace	12	18	2	13	10
BENTLEY	32	12	5	13	12
ASSUMPTION	11	2	6	26	9
at So. New Hampshire	26	11	2	19	18
at Adelphi	29	21	0	15	4
SAINT MICHAEL'S	16	19	0	22	2
at So Connecticut	17	15	6	12	10
AMERICAN INT'L					
at Saint Anselm					
at Saint Rose					
FRANKLIN PIERCE					
TOTAL	370	390	247	413	207

GAME 25 | NEW HAVEN VS AMERICAN INTERNATIONAL

- 7. Adelphi – 69
 - 8. Assumption – 48
 - 9. Franklin Pierce – 37
 - 10. Saint Rose – 30
 - 11. American International – 28
 - 12. Saint Michael’s – 25
- (#) indicates first-place votes

GAME-BY-GAME STARTERS

GAME					
vs Post	Hendrick	Simmon	King	Hopson	Thomas
vs Wilmington	Hendrick	Simmon	King	Hopson	Thomas
at Bloomfield	Hendrick	Simmon	King	Hopson	Thomas
at Bentley	Hendrick	Simmon	King	Hopson	Thomas
PACE	Hendrick	Saint-Furcy	King	Hopson	Thomas
at Dominican	Hendrick	Simmon	King	Hopson	Thomas
at Assumption	Warren	Simmon	King	Hopson	Thomas
SO NEW HAMPSHIRE	Warren	Saint-Furcy	King	Hopson	Thomas
ADELPHI	Warren	Saint-Furcy	King	Hopson	Thomas
GEORGIAN COURT	Warren	Saint-Furcy	King	Hopson	Thomas
at Staten Island	Warren	Saint-Furcy	King	Hopson	Thomas
at Saint Michael's	Warren	Saint-Furcy	King	Hopson	Thomas
at American Int'l	Warren	Saint-Furcy	King	Hopson	Thomas
SO CONNECTICUT	Warren	Simmon	King	Hopson	Thomas
SAINT ANSELM	Warren	Simmon	King	Hopson	Thomas
at Franklin Pierce	Saint-Furcy	Simmon	Lingisi-Ombongo	Hopson	Thomas
SAINT ROSE	Saint-Furcy	Simmon	King	Hopson	Thomas
at Pace	Saint-Furcy	Simmon	King	Hopson	Thomas
BENTLEY	Saint-Furcy	Simmon	King	Hopson	Thomas
ASSUMPTION	Saint-Furcy	Kearson	King	Hopson	Thomas
at So New Hampshire	Saint-Furcy	Simmon	King	Hopson	Thomas
at Adelphi	Saint-Furcy	Simmon	King	Hopson	Thomas
SAINT MICHAEL'S	Saint-Furcy	Simmon	King	Hopson	Thomas
at So Connecticut	Warren	Simmon	King	Hopson	Thomas
AMERICAN INT'L	-	-	-	-	-
at Saint Anselm	-	-	-	-	-
at Saint Rose	-	-	-	-	-
FRANKLIN PIERCE	-	-	-	-	-

CHARGERS IN THE NE10
TEAM STATS

CATEGORY	RANK	STAT
SCORING OFFENSE	12	68.1
SCORING DEFENSE	4	71.0
FG %	6	44.4
FG % DEFENSE	8	43.7
FT %	10	70.5
3-PT FG %	8	35.2
3-PT FG % DEFENSE	11	37.9
ASSISTS/GAME	10	12.4
TOTAL REBOUNDING	10	33.2
OFFENSIVE REB.	10	8.3
DEFENSIVE REB.	10	25.0
REBOUNDING MARGIN	8	-1.4
BLOCKED SHOTS/GAME	7	2.8
STEALS/GAME	10	5.7

INDIVIDUAL STATS

PLAYER	RANK	STAT
POINTS PER GAME		
Jah'Likai King	11	16.0
Davontrey Thomas	15	15.0
REBOUNDS PER GAME		
Josh Hopson	10	6.7
ASSISTS PER GAME		
Jah'Likai King	13	2.9
BLOCKS PER GAME		
Josh Hopson	16	0.8
Tyler Saint-Furcy	20	0.6
Ethan Simmon	25	0.4
STEALS PER GAME		
Jah'Likai King	8	1.4
Tyler Saint-Furcy	23	1.1
FIELD GOAL PERCENTAGE		
Tyler Saint-Furcy	14	50.0
Davontrey Thomas	24	46.0
3-POINT FG PERCENTAGE		
Ethan Simmon	11	40.8
3-POINT FG MADE		
Davontrey Thomas	10	2.3
Ethan Simmon	t-21	1.7
FREE THROW %		
Davontrey Thomas	14	81.5
Jah'Likai King	25	76.2

SEASON RECORDS

POINTS		
1.	Gary Liberatore.....	1,009 1965-66
2.	Gary Liberatore.....	810 1963-64
3.	Gary Liberatore.....	753 1964-65
4.	Herb Watkins.....	681 1987-88
5.	Ronald Riordan.....	667 1969-70
6.	Brian Smith.....	659 1989-90
7.	Jason Williams.....	655 1992-93
	Herb Watkins.....	655 1986-87
9.	Ismael Caro.....	639 2003-04
10.	Gary Battle.....	631 1989-90

POINTS PER GAME		
1.	Gary Liberatore.....	35.9 1964-65
2.	Gary Liberatore.....	32.5 1965-66
3.	Gary Liberatore.....	32.4 1963-64
4.	Ronald Riordan.....	30.3 1969-70
5.	Gary Liberatore.....	26.3 1962-63
6.	Ronald Riordan.....	26.1 1968-69
7.	Jason Williams.....	24.3 1992-93
8.	Edgar Maull.....	23.0 1981-82
9.	Jim Allen.....	22.9 1977-78
10.	Herb Watkins.....	22.7 1987-88

FIELD GOALS		
1.	Gary Liberatore.....	402 1965-66
2.	Gary Liberatore.....	324 1963-64
3.	Gary Liberatore.....	296 1964-65
4.	Herb Watkins.....	284 1986-87
5.	Herb Watkins.....	265 1987-88
6.	Ronald Riordan.....	260 1969-70
7.	Phil Andros.....	258 1965-66
8.	Edgar Maull.....	250 1981-82
9.	Gary Liberatore.....	249 1962-63
10.	Ken Sinclair.....	248 1983-84

FIELD GOAL PERCENTAGE (min. 100 made)		
1.	Mihailo Vasic (126-205).....	.615 2016-17
2.	Kelvin Jackson (113-189).....	.598 2008-09
3.	Dick Jackson (183-312).....	.587 1964-65
4.	Herb Watkins (194-331).....	.586 1985-86
5.	Robert Jamerson (171-293).....	.584 2010-11
6.	Robert Glover (115-200).....	.575 1995-96
7.	John Raslavsky (140-244).....	.574 1965-66
8.	Nick Zauner (141-248).....	.569 1999-00
9.	Fred Hill (138-243).....	.568 1981-82
10.	Keith Wright (135-238).....	.567 2003-04

THREE-POINT FIELD GOALS		
1.	Mike Grove.....	100 1991-92
2.	Davontrey Thomas.....	87 2022-23
3.	Mike Grove.....	86 1992-93
4.	Justin Exum.....	82 2012-13
5.	Justin Exum.....	80 2010-11
	Danny Upchurch.....	80 2017-18
7.	Jemal Mosley.....	78 2014-15
8.	Brian Smith.....	71 1989-90
	Elijah Bailey.....	71 2019-20
10.	Justin Exum.....	70 2011-12

THREE-POINT PERCENTAGE (min. 40 made)		
1.	Gary Battle (55-113).....	.487 1988-89
2.	Herb Watkins (56-120).....	.467 1987-88
3.	Mike Stys (46-102).....	.451 2010-11
4.	Justin Exum (82-190).....	.432 2012-13
5.	Jerome Goforth (53-123).....	.431 1995-96
6.	Jemal Mosley (48-113).....	.425 2016-17
7.	Alberto Alberdi (62-147).....	.422 2002-03
8.	Jason Williams (66-158).....	.418 1992-93
9.	Brian Smith (71-171).....	.415 1989-90
10.	Gary Battle (60-145).....	.414 1989-90

FREE THROWS		
1.	Gary Liberatore.....	205 1965-66
2.	Gary Liberatore.....	162 1963-64
3.	Gary Liberatore.....	161 1964-65
4.	Ronald Riordan.....	147 1969-70
5.	Bill Jeffress.....	143 1986-87
6.	Ronald Riordan.....	136 1968-69
7.	Hency Watt.....	126 1988-89
8.	Tetrick Stonar.....	124 2007-08
	Jim Allen.....	124 1977-78
10.	John Sullivan.....	121 2005-06
	Ismael Caro.....	121 2003-04
	Anthony McKnight.....	121 1985-86

FREE THROW PERCENTAGE (min. 100 made)		
1.	Jason Williams (115-125).....	.920 1992-93
2.	Quashawn Lane (102-120).....	.850 2022-23
3.	Gary Liberatore (161-191).....	.843 1964-65
4.	Jack Nisbet (114-137).....	.832 1966-67
5.	Gary Battle (115-139).....	.827 1989-90
6.	Ronald Riordan (136-167).....	.814 1968-69
7.	Jim Allen (124-153).....	.810 1977-78
8.	Gary Liberatore (205-254).....	.807 1965-66
9.	Jeffery Adkins (117-145).....	.807 2013-14
10.	Tetrick Stonar (124-154).....	.805 2007-08

REBOUNDS		
1.	Phil Andros.....	672 1965-66
2.	Phil Andros.....	452 1966-67
3.	Joe Pacheco.....	427 1967-68
	John Raslavsky.....	425 1965-66
5.	Majur Majak.....	408 2022-23
6.	Don Dempsey.....	390 1967-68
7.	Cameron Drew.....	364 1984-85
8.	Eric Anderson.....	354 2014-15
9.	Eric Anderson.....	352 2013-14
	Joe Pacheco.....	352 1969-70
	Phil Andros.....	352 1964-65

ASSISTS		
1.	Jack Nisbet.....	223 1966-67
2.	Ken Coleman.....	193 1986-87
3.	Ken Sinclair.....	192 1983-84
4.	Joe Sclafani.....	186 1982-83
5.	Danny Upchurch.....	179 2017-18
6.	Hency Watt.....	177 1988-89
7.	Ismael Caro.....	175 2003-04
8.	Ken Sinclair.....	172 1982-83
9.	Danny Upchurch.....	163 2016-17
10.	Joe Sclafani.....	162 1981-82

BLOCKS (since 1978)*		
1.	Majur Majak.....	105 2022-23
2.	Majur Majak.....	85 2021-22
3.	Eric Anderson.....	75 2013-14
4.	Herb Watkins.....	73 1986-87
5.	Eric Anderson.....	71 2012-13
	Bill Jeffress.....	71 1986-87
7.	Herb Watkins.....	66 1987-88
8.	Bryan Johnson.....	60 1982-83
9.	Kelvin Jackson.....	57 2008-09
10.	Bryan Johnson.....	54 1983-84

* Blocks were not recorded in the 1979-80 season

STEALS (since 1978)		
1.	Ismael Caro.....	85 2002-03
2.	Ken Coleman.....	79 1986-87
3.	Ken Coleman.....	78 1987-88
	Herb Watkins.....	78 1987-88
5.	Ismael Caro.....	76 2003-04
6.	Ken Sinclair.....	75 1983-84
7.	Hency Watt.....	70 1988-89
8.	Mike Summers.....	69 1999-00
9.	Herb Watkins.....	63 1986-87
10.	Hency Watt.....	59 1987-88

CAREER RECORDS

SCORING (1,000-Point Club)

1.	Gary Liberatore.....	3,176	1962-66
2.	Herb Watkins.....	1,998	1984-88
3.	Gary Battle.....	1,959	1988-91
4.	Jason Williams.....	1,949	1990-93
5.	Brian Smith.....	1,936	1987-91
6.	Cassius Chaney.....	1,893	2006-10
7.	Jim Allen.....	1,785	1975-79
8.	Elijah Bailey.....	1,780	2016-20
9.	Edgar Maull.....	1,681	1979-83
10.	Hency Watt.....	1,655	1985-89
11.	Justin Exum.....	1,635	2010-14
12.	Phil Andros.....	1,627	1963-67
13.	Mike Grove.....	1,589	1990-93
14.	Eric Anderson.....	1,551	2011-15
15.	Willie Mintz.....	1,408	1978-82
16.	Greg Spicer.....	1,382	1982-86
	Davontrey Thomas.....	1,382	2019-pres.
18.	Bill Jeffress.....	1,354	1984-88
19.	Quahsawn Lane.....	1,350	2018-23
20.	Dick Jackson.....	1,335	1961-65
21.	Ronald Riordan.....	1,323	1968-70
22.	John Sullivan.....	1,322	2003-06
23.	Jeffery Adkins.....	1,308	2010-14
24.	Derek Rowland.....	1,295	2017-22
25.	Barry Cunningham.....	1,261	1973-77
26.	Jamaal Brooks.....	1,248	2001-05
27.	Ken Coleman.....	1,229	1984-88
28.	Keith Wright.....	1,204	2000-04
29.	Kessly Felizor.....	1,135	2016-20
30.	Larry Haney.....	1,132	1975-79
31.	Cameron Drew.....	1,123	1983-87
32.	Jack Nisbet.....	1,113	1965-69
33.	Jerome Goforth.....	1,101	1994-96
	Anthony McKnight.....	1,101	1983-86
35.	Ismael Caro.....	1,099	2002-04
36.	Dwane Crawford.....	1,095	1990-93
37.	Tetrick Stonar.....	1,056	2005-08
38.	Don Dempsey.....	1,042	1964-68
39.	Ken Sinclair.....	1,027	1980-84

FIELD GOALS

1.	Gary Liberatore.....	1,271	1962-66
2.	Herb Watkins.....	846	1984-88
3.	Jim Allen.....	744	1975-79
4.	Brian Smith.....	732	1987-91
5.	Cassius Chaney.....	728	2006-10
6.	Jason Williams.....	725	1989-93
7.	Gary Battle.....	722	1987-91
8.	Edgar Maull.....	705	1979-83
9.	Elijah Bailey.....	638	2016-20
10.	Willie Mintz.....	623	1978-82

FIELD GOAL PERCENTAGE (min. 200 made)

1.	Kelvin Jackson (328-556).....	.590	2006-10
2.	Jon Castaldi (245-427).....	.574	2002-06
3.	Nick Zauner (213-380).....	.561	1997-2000
4.	John Raslavsky (211-378).....	.558	1962-66
5.	Kessly Felizor (400-729).....	.549	2016-20
6.	Bill Jeffress (491-896).....	.548	1984-88
7.	Fred Hill (395-726).....	.544	1980-83
8.	Samont Washington (410-755)....	.543	1998-2001
9.	Phil Andros (555-1,032).....	.538	1963-67*
10.	Keith Wright (494-921).....	.536	2000-04
	Herb Watkins (846-1,578).....	.536	1984-88

*1964-65 field goals made/attempted not available

THREE-POINT FIELD GOALS

1.	Justin Exum.....	294	2010-14
2.	Mike Grove.....	251	1989-93
3.	Davontrey Thomas.....	240	2019-pres.
4.	Derrick Rowland.....	217	2017-22
5.	Elijah Bailey.....	213	2016-20
6.	Alberto Alberdi.....	190	1998-03
	Gary Battle.....	190	1987-91
8.	D.J. Sackmann.....	179	2005-09
9.	Jason Williams.....	177	1989-93
10.	Brian Smith.....	175	1987-91

THREE-POINT PERCENTAGE (min. 100 made)

1.	Jason Williams (177-419).....	.422	1989-93
2.	Jerome Goforth (121-295).....	.410	1994-96
3.	Gary Battle (190-466).....	.408	1987-91
4.	Brian Smith (175-437).....	.400	1987-91
5.	Alberto Alberdi (190-481).....	.395	1998-03
6.	Justin Exum (294-784).....	.375	2010-14
7.	Ken Coleman (106-283).....	.375	1984-88
8.	Mike Grove (251-671).....	.374	1989-93
9.	Darryl Greene (127-344).....	.369	2006-10
	Jemal Mosley (146-396).....	.369	2013-16

FREE THROWS

1.	Gary Liberatore.....	634	1962-66
2.	Hency Watt.....	398	1985-89
3.	Bill Jeffress.....	372	1984-88
4.	Cassius Chaney.....	336	2006-10
5.	Gary Battle.....	325	1987-91
	Jack Nisbet.....	325	1965-69
7.	Jason Williams.....	322	1989-93
8.	John Sullivan.....	314	2002-06
9.	Jeffery Adkins.....	309	2010-14
10.	Justin Exum.....	303	2010-14
	Ken Coleman.....	303	1984-88

FREE THROW PERCENTAGE (min. 200 made)

1.	Elijah Bailey (291-346).....	.841	2016-20
2.	Justin Exum (303-361).....	.839	2010-14
3.	Jason Williams (322-384).....	.839	1989-93
4.	Gary Battle (325-393).....	.827	1987-91
5.	Quashawn Lane (271-333).....	.814	2018-23
6.	Darryl Greene (213-264).....	.807	2006-10
7.	Ronald Riordan (283-352).....	.804	1968-70
8.	Jim Allen (297-375).....	.792	1975-79
9.	Gary Liberatore (634-801).....	.792	1962-66
10.	Larry Haney (254-328).....	.774	1975-79

REBOUNDS

1.	Phil Andros.....	1,732	1963-67
2.	Eric Anderson.....	1,271	2011-15
3.	Joe Pacheco.....	1,214	1966-70
4.	Willie Mintz.....	1,181	1978-82
5.	John Sullivan.....	1,000	2003-06
6.	Don Dempsey.....	931	1964-68
7.	Kessly Felizor.....	922	2016-20
8.	Cassius Chaney.....	903	2006-10
9.	John Raslavsky.....	847	1962-66
10.	Herb Watkins.....	832	1984-88

ASSISTS

1.	Ken Coleman.....	595	1984-88
2.	Ken Sinclair.....	570	1980-84
3.	Quashawn Lane.....	428	2018-23
3.	Jeffery Adkins.....	400	2010-14
4.	Hency Watt.....	399	1985-89
5.	Dwayne Arrington.....	384	1992-96
6.	Joe Scalfani.....	348	1981-83
7.	Jack Nisbet*.....	343	1965-69*
8.	Danny Upchurch.....	342	2016-18
9.	Ismael Caro.....	323	2002-04
10.	Jim Allen.....	309	1975-79

* Assists were not recorded for all of Nisbet's career

BLOCKS (since 1978)

1.	Eric Anderson.....	238	2011-15
2.	Herb Watkins.....	191	1984-88
3.	Majur Majak.....	190	2021-23
4.	Bill Jeffress.....	172	1984-88
5.	Dwane Crawford.....	163	1989-93
6.	Bryan Johnson.....	127	1981-84
7.	Kelvin Jackson.....	125	2006-10
8.	Keith Wright.....	102	2000-04
9.	Cyrus James.....	94	2011-15
10.	Brian Smith.....	88	1987-91

* Blocks were not recorded in the 1979-80 season

STEALS (since 1978)

1.	Ken Coleman.....	270	1984-88
2.	Herb Watkins.....	217	1984-88
3.	Hency Watt.....	198	1985-89
4.	Ken Sinclair.....	162	1980-84
5.	Ismael Caro.....	161	2002-04
6.	Mike Summers.....	154	1997-00
	Dwayne Arrington.....	154	1992-96
8.	Kobie Fowler.....	150	1990-93
9.	Brian Smith.....	142	1988-91
	Quashawn Lane.....	142	2018-23

THE LAST TIME

THE LAST TIME A NEW HAVEN STUDENT-ATHLETE...

Scored 20-29 points	Davontrey Thomas (22) vs Saint Michael's, 02/10/24
Scored 30-39 points	Jah'Likai King (32) vs Bentley, 01/27/24
Scored 40-49 points.....	Ismael Caro (46) vs. Bentley, 01/26/04
Scored 50 points.....	Ron Riordan (51) vs. Husson (3OT), 12/20/69
Made 10 field goals	Jah'Likai King (12-27) at Adelphi, 02/07/24
Made 10 free throws	Quashawn Lane (10-11) vs. Southern New Hampshire, 02/10/22
Made 5-9 three-pointers.....	Jah'Likai King (5) at Adelphi, 02/07/24
Made 10 three-pointers	Justin Exum (11-16) at Le Moyne, 11/28/10
Had 10+ rebounds.....	Tarese Morse (10) at Southern New Hampshire, 02/03/24
Had 15-19 rebounds	Josh Hopson (19) at Saint Michael's, 01/03/24
Had 20 rebounds	Eric Anderson (22) vs. Pace, 02/14/15
Had 10 assists.....	Derrick Rowland (10) vs Holy Family, 12/15/19
Had 5 blocks	Jah'Likai King (5) vs. Southington, 01/10/24
Had 5 steals.....	Jah'Likai King (5) vs Southern Connecticut, 01/10/24
Had a double-double	Josh Hopson (10 pts, 12 rebs) vs Saint Michael's, 02/10/24
Had a triple-double	Eric Anderson (26 pts., 28 rebs., 10 ast.) vs. Saint Anselm, 12/31/14
Had 20 points and 20 rebounds.....	Eric Anderson (20 pts., 22 rebs.) vs. Pace, 02/14/15
Had consecutive double-doubles	Majur Majak at Franklin Pierce 2/14 & vs. Southern Connecticut (12 pts, 18 rebs), 02/16/22
Led team in points, rebounds and assists	Quashawn Lane (20 pts., 6 rebs., 7 assts.) at Southern Connecticut, 12/01/21
Scored in the final 10 seconds to win	Tyler Saint-Furcy (Jump shot with 4 seconds remaining) at American Int'l, 01/06/24

THE LAST TIME A NEW HAVEN TEAM...

Allowed 50 points or fewer.....	at Southern New Hampshire (W, 59-42), 03/01/23
Won by 20+ points	vs Georgian Court (92-56), 12/13/23
Won by 30+ points	vs Georgian Court (92-56), 12/13/23
Scored 90+ points	vs Georgian Court (92-56), 12/13/23
Scored 100+ points.....	vs D'Youville (W, 101-52), 11/12/21
Had 50 rebounds	51 vs D'Youville (W, 101-52), 11/12/21
Shot 50 percent or better from the field	50.0% at American International (27-54), 01/06/24
Shot 60 percent or better from the field	60.0% vs Molloy (W, 97-72) 12/29/22
Shot 70 percent or better from the field.....	at Pace (32-45, 71.1 percent), 02/18/17
Shot 50 percent or better from three-point range (min. 10 attempts)	at Southern New Hampshire (9-17, 52.9%), 02/03/23
Shot 60 percent or better from three-point range (min. 10 attempts)	at Adelphi (15-25, 60.0%), 01/04/20
Shot 90 percent or better from the free throw line (min. 10 attempts)	vs Saint Anselm (10-11, 90.9%), 01/13/24
Finished without a three point field goal	vs Merrimack (0-14), 02/25/18
Made 10-14 three-pointers	11 vs Franklin Pierce, 01/17/24
Made 15 three-pointers	vs Pace (17-32), 03/11/23
Made more three-point than two-point field goals.....	vs. Pace (17 three-pointers, 8 two-pointers), 03/11/23
Had 10 blocked shots.....	vs. Southern Connecticut (10), 02/16/22
Had 10 steals.....	12 at Saint Michael's, 01/03/24
Had 20 assists	23 vs Georgian Court, 12/13/23
Had 4 players in double figures	vs Saint Anselm (King (22), Thomas (16), Simmon (10), Braithwaite (10), 01/13/24
Had 5 players in double figures	at American International (King (19), Hopson (12), Saint-Furcy (12), Simmon (11), Thomas (10), 01/06/24
Had 6 players in double figures	at Adelphi (Upchurch 16, Vasic 15, Bourke 13, Kane 13, Rowland 11, Kane 10), 11/18/17
Had all 5 starters in double figures	vs Southern Connecticut (Thomas (21), Lane (15), Perry (14), Majak (11), Olawoye (11), 02/26/23
Had 2 players with 20 points	vs Southern Connecticut (King 20, Simmon 20), 01/10/24
Had 3 players with 20 points.....	vs Franklin Pierce (Bailey 21, Felizor 21, Rowland 20), 02/01/20
Had 5 players score 20 points	vs. Baptist (Wilder 31, Cunningham 22, MacLaughlin 22, Carey 21, Seilhamer 20), 01/05/74
Had 2 players with 10 rebounds	vs Southern New Hampshire (Majak 10, Thomas 10), 02/10/22
Had 2 players record a double-double	vs Southern New Hampshire (Majak 12 pts./10 rebs., Thomas 12 pts./10 rebs.), 02/10/22
Won in overtime	vs Southern New Hampshire (W, 76-73), 02/03/24
Lost in overtime.....	vs Southern Connecticut (L, 74-78), 01/10/24
Scored 80 points or more and lost	vs Post (L, 85-89 ot), 11/11/23
Allowed 50 points or fewer and lost.....	vs. Saint Rose (L, 47-36), 02/07/15
Played a nationally-ranked opponent	vs No. 5 West Liberty (L, 58-95), 03/21/23



TED HOTALING

HEAD COACH

TWELFTH SEASON

ALBANY '95

In 12 seasons at the helm of the New Haven men's basketball program, the ninth head coach in the history of UNH basketball Ted Hotaling has taken the Chargers to new heights, reaching the NCAA Division II Elite Eight for the first time in program history in 2023. The Chargers historic run through the NCAA East Region Championship included wins over Pace, Caldwell and Bentley en route to the programs first ever trip to Evansville, Ind. and the Ford Center, home to the Division II National Championship.

Overall, New Haven finished its 2022-23 campaign with a 23-11 record, with the 34 games played the most ever in a single season at New Haven. With the 23 wins this past season, Hotaling now stands just four wins shy of becoming just the second coach at UNH to coach the Blue and Gold to 200 wins, currently standing at 196-148 with the 57.0 winning percentage the third best in school history.

Also among the highlights in 2022-23 for Hotaling and the Chargers was Majur Majak who won back-to-back major conference awards as he took home NE10 Defensive Player of the Year again this past season after leading the conference with 105 blocks, the second most in all of NCAA DII. In addition, he was third in the nation with 3.09 blocks per game, while also leading the nation with 408 total rebounds and 9.74 defensive rebounds per game. Overall, Majak was one of three Chargers honored by the NE10 following the season with graduate guard Quashawn Lane on the All-Conference First Team and senior forward Ty Perry on the All-Conference Third Team. Lane also added All-Region honors from both the National Association of Basketball Coaches and the Division II Conference Commissioners Association.

Named the ninth head coach in program history on March 31, 2010, Hotaling has led the Chargers to back-to-back appearances in the Northeast-10 Conference Championship game, a trio of 10 total appearances in the conference tournament under his tutelage. In addition, Hotaling's teams have earned five bids to the NCAA Division II National Tournament, including the last two seasons.

Highlighting his 196 career victories was a 79-68 win over crosstown rival Southern Connecticut State University on February 15, 2016 which earned Hotaling his 100th career victory at the helm of the Blue and Gold, becoming the fourth coach at New Haven to reach the century mark. Three years later, to the day, Hotaling earned his 150th career victory when the Chargers posted a 72-61 home win over American International. In addition to his .570 winning percentage ranking third in program history, his record of 55-45 through his first 100 contests was the best since 1995.

Under his guidance, Hotaling has led a host of Chargers to postseason accolades and career records marks. Leading that list is Eric Anderson '15, a two-time All-American (2014, 2015), three-time Northeast-10 Defensive Player of the Year, two-time All-Region and four-time All-Conference performer. Anderson closed out his career at New Haven 14th all-time in scoring (1,551 points) while he also set a school record with 238 career blocks, passing Herb Watkins (191; 1984-88). Overall during his tenure, seven Chargers have joined the ranks of the 1,000 point club, the highest of which is Elijah Bailey who graduated eighth all-time with 1,780 career points. In 2022-23 alone, three Chargers joined the elite group with Lane doing so on New Year's Eve against Le Moyne and junior Davontrey Thomas reaching the feat in the NCAA regionals against Caldwell.

Anderson is one of 11 different players who all- totaled hauled in 17 All-Northeast-10 Conference honors under Hotaling. In addition, Hotaling's players have collected six major NE10 distinctions, and five different players have received All-Region honors during his tenure.

In 2021-22 Hotaling led the Chargers back to the NCAA Division II Championship for the fourth time in his tenure, advancing to the East Region semifinal round for the second time in as many appearances. Overall, New Haven closed out the 2021-22 season with an 18-9 overall record and a mark of 13-6 in the Northeast-10, finishing second in the Southwest Division.

Among the individual highlights was Majak's first NE10's Defensive Player of the Year honor after leading the team, the NE10 and all of NCAA Division II in blocks per game with an average of 3.1, as he closed out the season with a New Haven single season record of 85 blocks. In addition to Majak, Lane also earned a spot on the NE10 All-Conference Second Team.

In the Chargers return to the court following the CoVID-19 pandemic shutdown, Hotaling led the Chargers to their second-straight appearance in the NE10 Championship game, wrapping up the 2019-20 campaign with a 15-15 record. As the fifth seed in the Southwest Division, the Chargers were road warriors throughout the tournament, with the highlight of the championship coming in the semifinals when New Haven outlasted Stonehill in an instant three overtime thriller 101-100.

HOTALING ALL-TIME VS OPPONENTS

Adelphi.....	13-14	Franklin Pierce	9-6
American Int'l.....	17-9	Georgian Court.....	4-0
Assumption	13-5	Goldey-Beacom.....	0-2
Bentley	9-9	Holy Family	1-1
Bloomfield.....	5-3	Indiana (Pa.).....	0-1
Bridgeport.....	0-1	Le Moyne	12-14
Caldwell	1-1	LIU Post	3-0
Chestnut Hill.....	1-1	UMass Lowell	1-2
Concordia (N.Y.).....	4-0	Mercy	4-0
Daemen	1-0	Merrimack.....	7-7
Dominican (N.Y.)	2-2	Molloy.....	4-1
Dowling	4-1	NYIT	1-0
D'Youville	1-0	Nyack	1-0
East Stroudsburg	1-1	Pace	16-11

The season prior (2018-19), the Chargers finished with a 21-10 record, their third 20+ win season under Hotaling, after earning an at-large bid to their eighth NCAA Tournament appearance. New Haven's postseason run came to an end against eventual regional champion Saint Anselm, but not before tying their highest win total under Hotaling which was previously set in 2013-14.

The 2017-18 season saw Hotaling lead the Chargers New Haven to the Northeast-10 Conference Championship for a second-straight season and the sixth time in program history. The Chargers earned a bye through the first round before falling to Merrimack in the quarterfinals. Overall, New Haven finished the 2017-18 season with a 17-10 record, the sixth time in the last seven years Hotaling has led New Haven to a winning season.

The Chargers made their fifth appearance in the NE10 Championship under Hotaling in the 2016-17 campaign, closing out the year 15-14 overall. New Haven earned a first round victory over Merrimack 84-58. During the 2015-16 season, Hotaling coached the Chargers to arguably the biggest win in program history when New Haven knocked off crosstown rival Southern Connecticut State. The Blue and Gold led the Owls for all but six minutes as they defeated the No. 2 ranked team, according to the NABC Coaches Poll, 79-66.

In 2014-15, Hotaling led the Chargers to their fourth-straight winning season, closing out the year with a 15-12 overall record. Among the highlights was senior Eric Anderson who was named Northeast-10 Defensive Player of the Year for a third-straight season, the first time in NE10 history a player has earned the top defensive accolades three years in a row. Anderson was also a repeat member of the NE10 All-Conference First Team and stands as the only Charger to earn first team honors. In addition, Anderson was named a Daktronics/Division II Conference Commissioners Association Third Team All-American and signed a contract to play with the Gladiators Trier in Germany's Basketball Bundesliga ProA League following the season.

Statistically, Anderson led NCAA Division II in rebounds per game (13.1) and defensive rebounds per game (9.85). He was also among the top-10 in the nation in double doubles (8th) and total rebounds (5th).

Hotaling's 2012-13 and 2013-14 teams finished with back-to-back 20-win seasons for the first time since 2002-03 and 2003-04, while also earning back-to-back appearances in the NCAA postseason tournament. Hotaling's 21-9 record in 2013-14 stands as the most wins in a single season under his leadership, while the Chargers' 14-6 record in the NE-10 that season was the second-best since joining the conference in 2008-09. That squad led the nation in personal fouls per game (13.6), while the Chargers ranked second in Division II in fewest turnovers per game (8.9). New Haven also ranked in the top 10 nationally in scoring defense (6th) and field goal percentage defense (9th).

Individually, Hotaling mentored Anderson to NE10 Defensive Player of the Year and All-America Honorable mention recognition - the first such mention for New Haven in 24 years. Anderson finished his junior season leading the Northeast-10 Conference and second in Division II in defensive rebounds per game (8.97). He also ranked third in the nation with 20 double-doubles.

In 2012-13, Hotaling led the Chargers to a 20-9 record – their first 20-win campaign since 2003-04. New Haven reached the NCAA postseason for the first time since 2004 and earned its first win on the national stage since 2003 with a victory over Dominican in the NCAA Division II East Region Quarterfinals.

That season, Hotaling's Chargers led the NE10 and ranked 10th nationally in fewest turnovers committed per game (11.0) and slotted at 13th in the country in scoring defense with an NE10-leading 61.1 points per game allowed. New Haven also finished second in the conference and 38th in Division II in free throw percentage (74.3). Individually, Anderson earned his first NE10 Defensive Player of the Year honor, finishing second in the nation with 18 double-doubles while ranking third with 12.0 rebounds per game and ninth in blocked shots at 2.45 per game.

Hotaling led the Chargers to a 15-13 record in 2011-12 - a seven-win improvement from the previous campaign and the club's first winning season since 2004-05. New Haven also qualified for the Northeast-10 Conference Championship, winning a First Round contest at Pace before falling in a 54-51 heartbreaker at Adelphi in the Quarterfinals.

In his first season as head coach, the Chargers posted an 8-18 overall mark and a 6-16 record in the Northeast-10 Conference. Throughout the season, New Haven ranked among the top three-point shooting teams in Division II. Freshman Justin Exum concluded the season ranked 17th nationally in three-point field goals per game. He was also the highest ranked freshman in that category. As a team, UNH ranked 31st in three-point field goal percentage and 32nd in three-point field goals per game.

Philadelphia.....	0-1
Post	2-2
Queens	3-0
Saint Anselm	7-14
Saint Michael's.....	10-6
Saint Rose	12-14
Saint Thomas Aquinas	1-4
So. Connecticut State.....	13-15
So. New Hampshire	9-8
Staten Island.....	3-0
Stonehill.....	8-5
Wilmington	1-0
West Liberty	0-1

THE HOTALING FILE

University of New Haven
Head Coach (2010-Present)

University of Eastern Kentucky
Assistant Coach (2005-10)

Yale University
Assistant Coach (2001-05)

University of New Haven
Assistant Coach (2000-01)

Adelphi University
Assistant Coach (1998-99)

University at Albany
Hall of Fame Player (1991-95)

HOTALING
YEAR-BY-YEAR RECORDS

2010-11	8-18
2011-12	15-13
2012-13	20-9
2013-14	21-9
2014-15	15-12
2015-16.....	8-18
2016-17	15-14
2017-18	17-10
2018-19	21-10
2019-20	15-15
2021-22.....	16-7
2022-23	23-11
2023-24.....	8-16

Overall Record:204-164 (.554)
Conference Record: 137-124 (.525)



PLAYER CAREER/SEASON STATS



KEITH WARREN

1

GUARD

JUNIOR | 6-1 | 170

ROCHESTER, N.Y. | MCQUAID JESUIT | MONROE COLLEGE

SINGLE-GAME SEASON HIGHS

Points: 27 at Dominican (11.26.23)
 Rebounds: 5, 2x last vs So New Hampshire (12.2.23)
 Assists: 3 vs Pace (11.21.23)
 Steals: 2 vs Pace (11.21.23)
 Blocks:
 FG made: 8 at Dominican (11.26.23)
 FG attempts: 12, 2x last at Dominican (11.26.23)
 3FG made: 5 at Dominican (11.26.23)
 3FG attempts: 8 at Dominican (11.26.23)
 FT made: 6 at Dominican (11.26.23)
 FT attempts: 8 at Dominican (11.26.23)

SINGLE-GAME CAREER HIGHS

Points: 27 at Dominican (11.26.23)
 Rebounds: 5, 2x last vs So New Hampshire (12.2.23)
 Assists: 3 vs Pace (11.21.23)
 Steals: 2 vs Pace (11.21.23)
 Blocks:
 FG made: 8 at Dominican (11.26.23)
 FG attempts: 12, 2x last at Dominican (11.26.23)
 3FG made: 5 at Dominican (11.26.23)
 3FG attempts: 8 at Dominican (11.26.23)
 FT made: 6 at Dominican (11.26.23)
 FT attempts: 8 at Dominican (11.26.23)

CAREER STATISTICS

					-----Total-----			-----3-Point-----			-----F-Throw-----			-----Rebounds-----													
Year	GP	GS	Min	Avg	FG	FGA	Pct	FG	FGA	Pct	FT	FTA	Pct	Off	Def	Tot	Avg	PF	FO	Ast	TO	Blk	Stl	Pts	Avg		
2023-24	20	10	270	13.5	40	109	.367	20	61	.328	10	17	.588	2	37	39	2.0	18	0	15	13	0	7	110	5.5		
TOTAL	20	10	270	13.5	40	109	.367	20	61	.328	10	17	.588	2	37	39	2.0	18	0	15	13	0	7	110	5.5		



TARESE MORSE

2

FORWARD

JUNIOR | 6-5 | 210

SPRINGFIELD, MASS. | SPRINGFIELD | HUTCHINSON CC

SINGLE-GAME SEASON HIGHS

Points: 10 vs Saint Rose (1.20.24)
 Rebounds: 11, vs Assumption (1.30.24)
 Assists: 1, 8x last at Southern Connecticut (2.14.24)
 Steals: 1, 4x last at Southern Connecticut (2.14.24)
 Blocks: 2, 2x last vs Saint Michael's (2.10.24)
 FG made: 3, 2x last vs Saint Rose (1.20.24)
 FG attempts: 6 at Southern New Hampshire (2.3.24)
 3FG made:
 3FG attempts: 1 vs Wilmington (11.12.23)
 FT made: 4 vs Saint Rose (1.20.24)
 FT attempts: 6 vs Saint Rose (1.20.24)

SINGLE-GAME CAREER HIGHS

Points: 10 vs Saint Rose (1.20.24)
 Rebounds: 11, vs Assumption (1.30.24)
 Assists: 1, 8x last at Southern Connecticut (2.14.24)
 Steals: 1, 4x last at Southern Connecticut (2.14.24)
 Blocks: 2, 2x last vs Saint Michael's (2.10.24)
 FG made: 3, 2x last vs Saint Rose (1.20.24)
 FG attempts: 6 at Southern New Hampshire (2.3.24)
 3FG made:
 3FG attempts: 1 vs Wilmington (11.12.23)
 FT made: 4 vs Saint Rose (1.20.24)
 FT attempts: 6 vs Saint Rose (1.20.24)

CAREER STATISTICS

					-----Total-----			-----3-Point-----			-----F-Throw-----			-----Rebounds-----													
Year	GP	GS	Min	Avg	FG	FGA	Pct	FG	FGA	Pct	FT	FTA	Pct	Off	Def	Tot	Avg	PF	FO	Ast	TO	Blk	Stl	Pts	Avg		
2022-23	5	0	21	4.2	2	4	.500	0	1	.000	0	1	.000	3	1	4	0.8	1	0	0	1	0	1	4	0.8		
2023-24	23	0	212	9.2	17	37	.459	0	1	.000	10	15	.667	23	19	42	1.8	24	0	8	4	6	4	44	1.9		
TOTAL	28	0	233	8.3	19	41	.463	0	2	.000	10	16	.625	26	20	46	1.6	25	0	8	5	6	5	48	1.7		

PLAYER CAREER/SEASON STATS



JUSTIN HENDRICK

3

GUARD

JUNIOR | 6-2 | 175
VALLEY STREAM, N.Y. | ST. FRANCIS | NIAGARA CC

SINGLE-GAME SEASON HIGHS

Points: 16 vs Wilmington (11.12.23)
Rebounds: 4, last 2x at Bentley (11.12.23)
Assists: 4 at Bentley (11.12.23)
Steals: 1, 2x last at Dominican (11.26.23)
Blocks:
FG made: 6 vs Wilmington (11.12.23)
FG attempts: 11 at Bentley (11.12.23)
3FG made: 4 vs Wilmington (11.12.23)
3FG attempts: 6 vs Wilmington (11.12.23)
FT made:
FT attempts:

SINGLE-GAME CAREER HIGHS

Points: 16 vs Wilmington (11.12.23)
Rebounds: 7 vs Molloy (12/29/22)
Assists: 7 vs Pace (3/11/23)
Steals: 2 - 2x last vs Staten Island (2/15/23)
Blocks:
FG made: 6 vs Wilmington (11.12.23)
FG attempts: 15 at Bentley (1/18/23)
3FG made: 4 - 3x last vs Wilmington (11.12.23)
3FG attempts: 14 at Bentley (1/18/23)
FT made: 3 - 2x last vs West Liberty (3/21/23)
FT attempts: 4 - 2x last vs West Liberty (3/21/23)

CAREER STATISTICS

Year	GP	GS	Min	Avg	Total			3-Point			F-Throw			Rebounds										PF	FO	Ast	TO	Blk	Stl	Pts	Avg
					FG	FGA	Pct	FG	FGA	Pct	FT	FTA	Pct	Off	Def	Tot	Avg														
2022-23	27	1	338	12.5	39	138	.283	24	94	.255	11	18	.611	4	51	55	2.0	17	0	17	23	0	8	113	4.2						
2023-24	10	6	131	13.1	18	45	.400	8	27	.296	0	0	.000	2	12	14	1.4	7	0	8	11	0	2	44	4.4						
TOTAL	37	7	470	12.7	57	183	.311	32	121	.264	11	18	.611	6	63	69	1.9	24	0	25	34	0	10	157	4.2						



JAH'LIKAI KING

4

GUARD

FRESHMAN | 6-3 | 160
NEWBURGH, N.Y. | NEWBURGH FREE ACADEMY

SINGLE-GAME SEASON HIGHS

Points: 35 vs Post (11.11.23)
Rebounds: 9 at Dominican (11.26.23)
Assists: 7 at Pace (1.24.24)
Steals: 5 vs Southern Connecticut (1.10.24)
Blocks: 1, 3x at American International (1.6.24)
FG made: 14 vs Post (11.11.23)
FG attempts: 27 at Adelphi (2/7/24)
3FG made: 8 vs Bentley (1.27.24)
3FG attempts: 12 vs Bentley (1.27.24)
FT made: 8 at Dominican (11.26.23)
FT attempts: 10 at Dominican (11.26.23)

SINGLE-GAME CAREER HIGHS

Points: 35 vs Post (11.11.23)
Rebounds: 9 at Dominican (11.26.23)
Assists: 7 at Pace (1.24.24)
Steals: 5 vs Southern Connecticut (1.10.24)
Blocks: 1, 3x at American International (1.6.24)
FG made: 14 vs Post (11.11.23)
FG attempts: 27 at Adelphi (2/7/24)
3FG made: 8 vs Bentley (1.27.24)
3FG attempts: 12 vs Bentley (1.27.24)
FT made: 8 at Dominican (11.26.23)
FT attempts: 10 at Dominican (11.26.23)

CAREER STATISTICS

Year	GP	GS	Min	Avg	Total			3-Point			F-Throw			Rebounds										PF	FO	Ast	TO	Blk	Stl	Pts	Avg
					FG	FGA	Pct	FG	FGA	Pct	FT	FTA	Pct	Off	Def	Tot	Avg														
2023-24	23	23	748	32.5	142	319	.445	35	102	.343	51	67	.761	11	66	77	3.3	32	0	65	51	4	31	370	16.1						
TOTAL	23	23	748	32.5	142	319	.445	35	102	.343	51	67	.761	11	66	77	3.3	32	0	65	51	4	31	370	16.1						

PLAYER CAREER/SEASON STATS



JOSHUA HOPSON

5

FORWARD

SOPHOMORE | 6-8 | 255
JERSEY CITY, N.J. | MACDUFFIE SCHOOL

SINGLE-GAME SEASON HIGHS

Points: 12 at American International (1.6.24)
Rebounds: 19 at Saint Michael's (1.3.24)
Assists: 7 at Staten Island (12.30.23)
Steals: 2, 2x last at Staten Island (12.30.23)
Blocks: 3 vs Georgian Court (12.12.23)
FG made: 5, 2x last vs Saint Michael's (2.10.24)
FG attempts: 9 at Southern Connecticut (2.14.24)
3FG made:
3FG attempts: 1, 5x last vs Southern Connecticut (1.10.24)
FT made: 3, 3x last at Adelphi (2/7/24)
FT attempts: 6, 2x last at Staten Island (12.30.23)

SINGLE-GAME CAREER HIGHS

Points: 1 at American International (1.6.24)
Rebounds: 19 at Saint Michael's (1.3.24)
Assists: 7 at Staten Island (12.30.23)
Steals: 2, 2x last at Staten Island (12.30.23)
Blocks: 3 vs Georgian Court (12.12.23)
FG made: 5, 2x last vs Saint Michael's (2.10.24)
FG attempts: 9 at Southern Connecticut (2.14.24)
3FG made:
3FG attempts: 1, 5x last vs Southern Connecticut (1.10.24)
FT made: 3, 3x last at Adelphi (2/7/24)
FT attempts: 6, 2x last at Staten Island (12.30.23)

CAREER STATISTICS

					-----Total-----			-----3-Point-----			-----F-Throw-----			-----Rebounds-----														
Year	GP	GS	Min	Avg	FG	FGA	Pct	FG	FGA	Pct	FT	FTA	Pct	Off	Def	Tot	Avg	PF	FO	Ast	TO	Blk	Stl	Pts	Avg			
2022-23	18	0	102	5.7	9	10	.900	0	0	.000	3	8	.375	8	16	24	1.3	6	0	3	8	3	0	21	1.2			
2023-24	24	24	687	28.6	56	108	.519	0	7	.000	19	37	.514	51	108	159	6.6	38	0	39	38	18	9	131	5.5			
TOTAL	42	24	790	18.8	65	118	.551	0	7	.000	22	45	.489	59	124	183	4.4	44	0	42	46	21	9	152	3.6			



EDDIE DWAKE

10

GUARD

FRESHMAN | 6-1 | 170
CLINTON, CONN. | MORGAN

SINGLE-GAME SEASON HIGHS

Points:
Rebounds:
Assists:
Steals:
Blocks:
FG made:
FG attempts:
3FG made:
3FG attempts:
FT made:
FT attempts:

SINGLE-GAME CAREER HIGHS

Points:
Rebounds:
Assists:
Steals:
Blocks:
FG made:
FG attempts:
3FG made:
3FG attempts:
FT made:
FT attempts:

CAREER STATISTICS

					-----Total-----			-----3-Point-----			-----F-Throw-----			-----Rebounds-----											
Year	GP	GS	Min	Avg	FG	FGA	Pct	FG	FGA	Pct	FT	FTA	Pct	Off	Def	Tot	Avg	PF	FO	Ast	TO	Blk	Stl	Pts	Avg
2023-24																									
TOTAL																									

PLAYER CAREER/SEASON STATS



JOJO LINGISI-OMBONGO

11

GUARD

JUNIOR | 6-1 | 160

HAMILTON, ONTARIO | ST. THOMAS MORE | NORTHERN ESSEX CC

SINGLE-GAME SEASON HIGHS

Points: 5 vs Wilmington (11.12.23)
Rebounds: 4, 2x last vs Georgian Court (12.12.23)
Assists: 9 at Assumption (11.29.23)
Steals: 6 vs Wilmington (11.12.23)
Blocks:
FG made: 2, 2x last at Franklin Pierce (1.17.24)
FG attempts: 5 at Franklin Pierce (1.17.24)
3FG made: 1, 4x last at Franklin Pierce (1.17.24)
3FG attempts: 4, 2x last at Franklin Pierce (1.17.24)
FT made: 2 vs Wilmington (11.12.23)
FT attempts: 2 vs Wilmington (11.12.23)

SINGLE-GAME CAREER HIGHS

Points: 5 vs Wilmington (11.12.23)
Rebounds: 4, 2x last vs Georgian Court (12.12.23)
Assists: 9 at Assumption (11.29.23)
Steals: 6 vs Wilmington (11.12.23)
Blocks:
FG made: 2, 2x last at Franklin Pierce (1.17.24)
FG attempts: 5 at Franklin Pierce (1.17.24)
3FG made: 1, 4x last at Franklin Pierce (1.17.24)
3FG attempts: 4, 2x last at Franklin Pierce (1.17.24)
FT made: 2 vs Wilmington (11.12.23)
FT attempts: 2 vs Wilmington (11.12.23)

CAREER STATISTICS

					-----Total-----			-----3-Point-----			-----F-Throw-----			-----Rebounds-----											
Year	GP	GS	Min	Avg	FG	FGA	Pct	FG	FGA	Pct	FT	FTA	Pct	Off	Def	Tot	Avg	PF	FO	Ast	TO	Blk	Stl	Pts	Avg
2023-24	17	1	200	11.8	8	32	.250	4	19	.211	2	3	.667	2	23	25	1.5	17	0	35	17	0	12	22	1.3
TOTAL	17	1	200	11.8	8	32	.250	4	19	.211	2	3	.667	2	23	25	1.5	17	0	35	17	0	12	22	1.3



TIMOTHY COLEMAN

12

FORWARD

FRESHMAN | 6-7 | 195

NEW HAVEN, CONN. | HILLHOUSE

SINGLE-GAME SEASON HIGHS

Points:
Rebounds:
Assists:
Steals:
Blocks:
FG made:
FG attempts:
3FG made:
3FG attempts:
FT made:
FT attempts:

SINGLE-GAME CAREER HIGHS

Points:
Rebounds:
Assists:
Steals:
Blocks:
FG made:
FG attempts:
3FG made:
3FG attempts:
FT made:
FT attempts:

CAREER STATISTICS

Year	GP	GS	Min	Avg	-----Total-----			-----3-Point-----			-----F-Throw-----			-----Rebounds-----				PF	FO	Ast	TO	Blk	Stl	Pts	Avg
					FG	FGA	Pct	FG	FGA	Pct	FT	FTA	Pct	Off	Def	Tot	Avg								
2023-24																									
TOTAL																									

PLAYER CAREER/SEASON STATS



CHRISTIAN KELLMAN

13

GUARD

JUNIOR | 6-1 | 170
LITTLE NECK, N.Y. | JOHN ADAMS

SINGLE-GAME SEASON HIGHS

Points:
Rebounds:
Assists:
Steals:
Blocks:
FG made:
FG attempts:
3FG made:
3FG attempts:
FT made:
FT attempts:

SINGLE-GAME CAREER HIGHS

Points: 4 at Staten Island (11/12/21)
Rebounds: 2 vs D'Youville (11/13/21)
Assists:
Steals:
Blocks:
FG made: 2 at Staten Island (11/12/21)
FG attempts: 2 - 3x last at Molloy (11/17/21)
3FG made:
3FG attempts: 1 - 3x last vs Staten Island (2/14/23)
FT made:
FT attempts: 2 vs Southern New Hampshire (2/10/22)

CAREER STATISTICS

					-----Total-----			-----3-Point-----			----F-Throw-----			-----Rebounds-----											
Year	GP	GS	Min	Avg	FG	FGA	Pct	FG	FGA	Pct	FT	FTA	Pct	Off	Def	Tot	Avg	PF	FO	Ast	TO	Blk	Stl	Pts	Avg
2021-22	7	0	17	2.5	6	9	.667	0	2	.000	0	2	.000	1	4	5	0.7	2	0	0	1	0	0	12	1.7
2022-23	3	0	7	2.4	0	1	.000	0	1	.000	0	0	.000	0	0	0	0.0	2	0	0	1	0	0	0	0.0
2023-24																									
TOTAL	10	0	24	2.4	6	10	.600	0	3	.000	0	2	.000	1	4	5	0.5	4	0	0	2	0	0	12	1.2



ANDREW MITCHELL

15

GUARD

FRESHMAN | 6-3 | 160
ROXBURY, MASS. | DEXTER SOUTHFIELD

SINGLE-GAME SEASON HIGHS

Points:
Rebounds:
Assists:
Steals:
Blocks:
FG made:
FG attempts:
3FG made:
3FG attempts:
FT made:
FT attempts:

SINGLE-GAME CAREER HIGHS

Points:
Rebounds:
Assists:
Steals:
Blocks:
FG made:
FG attempts:
3FG made:
3FG attempts:
FT made:
FT attempts:

CAREER STATISTICS

					-----Total-----			-----3-Point-----			-----F-Throw-----			-----Rebounds-----													
Year	GP	GS	Min	Avg	FG	FGA	Pct	FG	FGA	Pct	FT	FTA	Pct	Off	Def	Tot	Avg	PF	FO	Ast	TO	Blk	Stl	Pts	Avg		
2023-24																											
TOTAL																											

PLAYER CAREER/SEASON STATS



ETHAN SIMMON

20

FORWARD

SOPHOMORE | 6-5 | 190
 EDISON, N.J. | ST. JOSEPH METUCHEN

SINGLE-GAME SEASON HIGHS

Points: 27 vs Georgian Court (12.12.23)
 Rebounds: 9 vs Georgian Court (12.12.23)
 Assists: 3, 2x last vs Saint Michael's (2.10.24)
 Steals: 2, 2x last at Franklin Pierce (1.17.24)
 Blocks: 2 at Pace (1.24.24)
 FG made: 9 vs Georgian Court (12.12.23)
 FG attempts: 15, 2x last at Franklin Pierce (1.17.24)
 3FG made: 7 vs Georgian Court (12.12.23)
 3FG attempts: 10, 2x last at Franklin Pierce (1.17.24)
 FT made: 8 at Staten Island (12.30.23)
 FT attempts: 8 at Staten Island (12.30.23)

SINGLE-GAME CAREER HIGHS

Points: 27 vs Georgian Court (12.12.23)
 Rebounds: 9 vs Georgian Court (12.12.23)
 Assists: 3, 2x last vs Saint Michael's (2.10.24)
 Steals: 2, 2x last at Franklin Pierce (1.17.24)
 Blocks: 2 at Pace (1.24.24)
 FG made: 9 vs Georgian Court (12.12.23)
 FG attempts: 15, 2x last at Franklin Pierce (1.17.24)
 3FG made: 7 vs Georgian Court (12.12.23)
 3FG attempts: 10, 2x last at Franklin Pierce (1.17.24)
 FT made: 8 at Staten Island (12.30.23)
 FT attempts: 8 at Staten Island (12.30.23)

CAREER STATISTICS

Year	GP	GS	Min	Avg	FG	FGA	Pct	FG	FGA	Pct	FT	FTA	Pct	Off	Def	Tot	Avg	PF	FO	Ast	TO	Blk	Stl	Pts	Avg
2023-24	24	16	673	28.1	88	204	.431	40	101	.396	37	50	.740	11	79	90	3.8	31	0	25	35	10	12	253	10.5
TOTAL	24	16	673	28.1	88	204	.431	40	101	.396	37	50	.740	11	79	90	3.8	31	0	25	35	10	12	253	10.5



SEAN BRAITHWAITE

21

FORWARD

SENIOR | 6-6 | 220
 CENTER MORICHES, N.Y. | CENTER MORICHES

SINGLE-GAME SEASON HIGHS

Points: 10 vs Staten Anselm (1.13.24)
 Rebounds: 8 vs Assumption (1.30.24)
 Assists: 3 at Pace (1.24.24)
 Steals: 2 at Saint Michael's (1.3.24)
 Blocks: 1, 4x last at Adelphi (2/7/24)
 FG made: 3 vs Staten Anselm (1.13.24)
 FG attempts: 5, 2x last at Southern New Hampshire (2.3.24)
 3FG made: 2 at Pace (1.24.24)
 3FG attempts: 3, 2x last at Southern New Hampshire (2.3.24)
 FT made: 4 vs Assumption (1.30.24)
 FT attempts: 4 vs Assumption (1.30.24)

SINGLE-GAME CAREER HIGHS

Points: 12 at Molloy (11/17/21)
 Rebounds: 8 vs Assumption (1.30.24)
 Assists: 4 vs American International (2/4/23)
 Steals: 3 at Bentley (1/18/23)
 Blocks: 1, 12x last at Adelphi (2/7/24)
 FG made: 4 - 2x last vs Staten Island (2/15/23)
 FG attempts: 7 - 2x last vs Staten Island (2/15/23)
 3FG made: 4 at Molloy (11/17/21)
 3FG attempts: 4 - 2x last at Molloy (11/17/21)
 FT made: 4 vs Assumption (1.30.24)
 FT attempts: 5 vs D'Youville (11/13/21)

CAREER STATISTICS

Year	GP	GS	Min	Avg	FG	FGA	Pct	FG	FGA	Pct	FT	FTA	Pct	Off	Def	Tot	Avg	PF	FO	Ast	TO	Blk	Stl	Pts	Avg
2019-20	6	0	45	7.5	2	6	.333	0	3	.000	0	0	.000	2	4	6	1.0	6	0	1	0	1	1	4	0.7
2021-22	21	3	250	11.9	16	43	.372	6	22	.273	4	13	.308	12	8	20	1.0	21	0	8	10	1	9	42	2.0
2022-23	34	1	571	16.8	37	79	.468	14	41	.341	12	21	.571	13	35	48	1.4	46	1	25	23	6	9	100	2.9
2023-24	24	0	372	15.5	19	49	.388	5	17	.294	15	18	.833	11	32	43	1.8	43	1	20	14	4	9	58	2.4
TOTAL	85	4	1,237	14.5	74	177	.418	25	83	.301	31	52	.596	38	79	117	1.4	116	2	54	47	12	28	204	2.4

PLAYER CAREER/SEASON STATS



JASON EDOKPAYI

22

FORWARD

JUNIOR | 6-6 | 220

LAUREL, MD. | MOUNT ST. JOSEPH | FAIRFIELD

SINGLE-GAME SEASON HIGHS

Points: 7 at Franklin Pierce (1.17.24)
 Rebounds: 4, 3x last at Franklin Pierce (1.17.24)
 Assists: 2 at Franklin Pierce (1.17.24)
 Steals: 1, at Franklin Pierce (1.17.24)
 Blocks: 1, 4x last at Southern Connecticut (2.14.24)
 FG made: 3, 2x last at Southern Connecticut (2.14.24)
 FG attempts: 4, 3x last at Franklin Pierce (1.17.24)
 3FG made:
 3FG attempts: 2 4 vs Wilmington (11.12.23)
 FT made: 2, 2x last at Franklin Pierce (1.17.24)
 FT attempts: 4 at Franklin Pierce (1.17.24)

SINGLE-GAME CAREER HIGHS

Points: 8 - 2x last at Franklin Pierce (1/28/23)
 Rebounds: 6 vs American International (2/24/23)
 Assists: 2 at Franklin Pierce (1.17.24)
 Steals: 2 vs American International (2/24/23)
 Blocks: 1 - 8x last at Southern Connecticut (2.14.24)
 FG made: 4 at Manhattan (3/5/21)
 FG attempts: 6 vs American International (2/24/23)
 3FG made:
 3FG attempts: 2 4 vs Wilmington (11.12.23)
 FT made: 2 - 4x last at Franklin Pierce (1.17.24)
 FT attempts: 4, 2x last at Franklin Pierce (1.17.24)

CAREER STATISTICS

					-----Total-----			-----3-Point-----			-----F-Throw-----			-----Rebounds-----													
Year	GP	GS	Min	Avg	FG	FGA	Pct	FG	FGA	Pct	FT	FTA	Pct	Off	Def	Tot	Avg	PF	FO	Ast	TO	Blk	Stl	Pts	Avg		
2019-20	9	5	73	8.2	8	16	.500	0	2	.000	1	3	.333	3	6	9	1.0	4	0	1	0	1	2	17	1.9		
2021-22	3	0	18	5.9	4	6	.667	0	0	.000	0	0	.000	2	5	7	2.3	1	0	0	1	0	1	8	2.7		
2022-23	19	0	92	4.8	13	25	.520	0	2	.000	6	9	.669	12	13	25	1.3	9	0	1	7	3	4	32	1.7		
2023-24	10	0	71	7.1	11	19	.579	1	3	.333	4	6	.667	5	9	14	1.4	6	0	3	3	4	1	27	2.7		
AT UNH	29	0	163	5.6	24	44	.545	1	5	.200	10	15	.667	17	22	39	1.3	15	0	4	10	7	5	59	2.0		
CAREER	41	5	254	6.2	36	66	.545	1	7	.143	11	18	.611	22	33	55	1.3	20	0	5	11	8	8	84	2.0		

PLAYER CAREER/SEASON STATS



TYLER SAINT-FURCY

23

FORWARD

GRADUATE | 6-4 | 180

INWOOD, N.Y. | LAWRENCE WOODMERE ACADEMY | MARIST

SINGLE-GAME SEASON HIGHS

Points: 20 vs So New Hampshire (12.2.23)
Rebounds: 10 at Staten Island (12.30.23)
Assists: 7 vs Saint Michael's (2.10.24)
Steals: 5 vs Post (11.11.23)
Blocks: 2, 3x last vs Assumption (1.30.24)
FG made: 8 vs So New Hampshire (12.2.23)
FG attempts: 14, 2x last at Staten Island (12.30.23)
3FG made: 3, 2x last at Staten Island (12.30.23)
3FG attempts: 7, 2x last vs Saint Michael's (2.10.24)
FT made: 6, 2x last at Franklin Pierce (1.17.24)
FT attempts: 8 at Franklin Pierce (1.17.24)

SINGLE-GAME CAREER HIGHS

Points: 20, 2x last vs So New Hampshire (12.2.23)
Rebounds: 10 at Staten Island (12.30.23)
Assists: 7 vs Saint Michael's (2.10.24)
Steals: 5, 2x last vs Post (11.11.23)
Blocks: 3 at Siena (1/24/20)
FG made: 8 vs So New Hampshire (12.2.23)
FG attempts: 14, 2x last at Staten Island (12.30.23)
3FG made: 4- 2x last at Monmouth (1/16/20)
3FG attempts: 7, 3x last vs Saint Michael's (2.10.24)
FT made: 9 at Manhattan (12/20/20)
FT attempts: 11 at Manhattan (12/20/20)

CAREER STATISTICS

Year	GP GS		Min	Avg	Total			3-Point			F-Throw			Rebounds				PF	FO	Ast	TO	Blk	Stl	Pts	Avg
					FG	FGA	Pct	FG	FGA	Pct	FT	FTA	Pct	Off	Def	Tot	Avg								
2019-20	30	24	720	24.0	65	172	.378	26	70	.371	36	73	.493	15	69	84	2.8	57	2	32	52	14	35	192	6.4
2020-21	21	11	325	15.5	19	48	.396	1	12	.083	17	32	.531	9	37	46	2.2	39	0	8	18	7	11	56	2.7
2021-22	12	1	133	11.1	5	19	.263	0	1	.000	3	7	.429	9	14	23	1.9	6	0	4	4	2	8	13	1.1
2022-23	31	2	342	11.0	21	39	.538	1	4	.250	17	28	.607	18	46	64	2.1	42	0	19	9	2	17	60	1.9
2023-24	22	15	627	28.5	75	149	.503	14	34	.412	43	70	.614	23	70	93	4.2	45	1	44	30	13	23	207	9.4
AT UNH	22	15	627	28.5	75	149	.503	14	34	.412	43	70	.614	23	70	93	4.2	45	1	44	30	13	23	207	9.4
CAREER	116	53	2,148	18.5	185	427	.433	42	121	.347	116	210	.552	74	236	310	2.7	189	3	107	113	38	94	528	4.6

PLAYER CAREER/SEASON STATS



KYLE KEARSON

25

FORWARD

SOPHOMORE | 6-4 | 170
WEST HAVEN, CONN. | WEST HAVEN

SINGLE-GAME SEASON HIGHS

Points: 4 at Southern Connecticut (2.14.24)
Rebounds: 3, 3x last at Southern Connecticut (2.14.24)
Assists: 1, 2x last at Franklin Pierce (1.17.24)
Steals: 1 at Franklin Pierce (1.17.24)
Blocks: 1, 2x last vs Assumption (1.30.24)
FG made: 2 at Southern Connecticut (2.14.24)
FG attempts: 3, 2x last at Southern Connecticut (2.14.24)
3FG made:
3FG attempts: 2, 2x last vs Southern Connecticut (1.10.24)
FT made:
FT attempts:

SINGLE-GAME CAREER HIGHS

Points: 4 at Southern Connecticut (2.14.24)
Rebounds: 3, 3x last at Southern Connecticut (2.14.24)
Assists: 1, 2x last at Franklin Pierce (1.17.24)
Steals: 1 at Franklin Pierce (1.17.24)
Blocks: 1, 2x last vs Assumption (1.30.24)
FG made: 2 at Southern Connecticut (2.14.24)
FG attempts: 3, 2x last at Southern Connecticut (2.14.24)
3FG made:
3FG attempts: 2, 2x last vs Southern Connecticut (1.10.24)
FT made:
FT attempts:

CAREER STATISTICS

Year	GP	GS	Min	Avg	Total			3-Point			F-Throw			Rebounds										Pts	Avg
					FG	FGA	Pct	FG	FGA	Pct	FT	FTA	Pct	Off	Def	Tot	Avg	PF	FO	Ast	TO	Blk	Stl		
2022-23	1	0	4	3.7	0	1	.000	0	1	.000	0	0	.000	0	2	2	2.0	0	0	0	1	0	0	0	0.0
2023-24	9	1	56	6.2	3	13	.231	0	6	.000	0	0	.000	1	15	16	1.8	4	0	2	2	2	1	6	0.7
TOTAL	10	1	60	6.0	3	14	.214	0	7	.000	0	0	.000	1	17	18	1.8	4	0	2	3	2	1	6	0.6



DAVONTREY THOMAS

34

FORWARD

SENIOR | 6-5 | 200
POUGHKEEPSIE, N.Y. | POUGHKEEPSIE

SINGLE-GAME SEASON HIGHS

Points: 25 vs Saint Rose (1.20.24)
Rebounds: 9 vs Saint Rose (1.20.24)
Assists: 5 at Southern New Hampshire (2.3.24)
Steals: 2, 8x last at Southern Connecticut (2.14.24)
Blocks: 2 at Southern New Hampshire (2.3.24)
FG made: 9 vs Saint Michael's (2.10.24)
FG attempts: 16 vs Saint Michael's (2.10.24)
3FG made: 4, 5x last vs Saint Michael's (2.10.24)
3FG attempts: 9, 5x last vs Saint Michael's (2.10.24)
FT made: 7, 2x last at Staten Island (12.30.23)
FT attempts: 8, 2x last at Staten Island (12.30.23)

SINGLE-GAME CAREER HIGHS

Points: 31 at Staten Island (11/12/21)
Rebounds: 14 at Bentley (2/28/20)
Assists: 6 vs Holy Family (12/15/19)
Steals: 3, 3x last vs Molloy (12/29/22)
Blocks: 2 at Southern New Hampshire (2.3.24)
FG made: 10 - 2x last vs Saint Anselm (1/7/23)
FG attempts: 18 at Chestnut Hill (12/11/22)
3FG made: 5 - 5x last
3FG attempts: 13 vs American International (2/4/23)
FT made: 7, 4x last at Staten Island (12.30.23)
FT attempts: 8, 3x last at Staten Island (12.30.23)

CAREER STATISTICS

Year	GP	GS	Min	Avg	Total			3-Point			F-Throw			Rebounds										Pts	Avg
					FG	FGA	Pct	FG	FGA	Pct	FT	FTA	Pct	Off	Def	Tot	Avg	PF	FO	Ast	TO	Blk	Stl		
2019-20	30	29	789	26.3	85	176	.483	45	113	.398	27	30	.900	23	120	143	4.8	37	0	28	26	6	8	242	8.1
2021-22	27	27	837	31.0	127	263	.483	54	136	.397	49	60	.817	35	89	124	4.6	43	0	35	29	4	20	357	13.2
2022-23	34	34	1,181	34.7	154	370	.416	87	238	.366	33	50	.660	30	111	141	4.1	42	0	44	36	4	17	428	12.6
2023-24	24	24	826	34.4	124	270	.459	54	146	.370	53	65	.815	22	69	91	3.8	41	0	29	37	4	24	355	14.8
CAREER	115	114	3,634	31.6	490	1,079	.454	240	633	.379	162	205	.790	110	389	499	4.3	163	0	136	128	18	69	1,382	12.0

GAME 25 | NEW HAVEN VS AMERICAN INTERNATIONAL

New Haven vs Pace
Nov. 21, 2023 • West Haven, CT



Official Basketball Box Score - Final
Pace at New Haven
11/21/23 Charger Gymnasium, West Haven, CT
2023-24 Men's Basketball

Game 5

Game Time: 7:30 PM
Game Duration: 1:23
Attendance: 167

Officials: Christopher Brown, Raymond Downs, Javed Trotman

Pace - 61			Record: 5-0 (2-0)													
NO.	Name		Min	FG	3P	FT	Rebounds	Fouls	TP	AS	TO	ST	Blocks	+/-		
				M-A	M-A	M-A	OR DR TOT	PF FD					BS BA			
1	Jaden Kealey	F	29:03	5-7	0-0	1-1	4 6 10	1 1	11	0	0	2	0	0 13		
2	Sean Bresnan	F	40:00	5-8	0-1	1-2	0 6 6	1 3	11	2	1	0	0	0 14		
11	Jamaal Waters	F	22:20	3-6	0-1	0-0	2 2 4	0 2	6	1	3	0	1	1 10		
24	Bryan Powell	F	37:37	5-10	2-4	1-2	2 3 5	1 2	13	3	2	1	1	0 18		
55	Tray Alexander	G	40:00	5-11	2-5	1-1	1 4 5	1 2	13	1	2	1	0	0 14		
20	Chaz Harvey		24:22	0-7	0-3	2-2	0 1 1	2 1	2	2	1	2	0	0 5		
22	Hamdel Mohammed		06:38	2-3	0-0	1-1	3 2 5	2 1	5	0	0	0	0	0 -4		
Team						0 2 2			0	0	0	1				
Totals				25-52	4-14	7-9	12 26 38	10 10	61	9	10	6	2	1 14		

Shooting By Period			
1st	FG%	13-27	48.1%
3PT%	2-9	22.2%	
FT%	3-4	75%	
2nd	FG%	12-25	48.0%
3PT%	2-5	40.0%	
FT%	4-5	80%	
GM FG%	25-52	48.1%	
3PT%	4-14	28.6%	
FT%	7-9	77.8%	

Dead Ball Rebounds: 1, 0

Technical Fouls:NONE

New Haven - 47			Record: 1-4 (0-2)													
NO.	Name	Min	FG M-A	3P M-A	FT M-A	Rebounds OR TR TOT	Fouls PF FD	TP	AS	TO	ST	Blocks BS BA	+/-			
5	Joshua Hopson	F 35:08	4-6	0-1	0-1	3 2 5	1 2	8	2	3	2	1	0	-5		
23	Tyler Saint-Furcy	F 21:07	0-2	0-0	0-0	0 2 2	2 0	0	0	0	0	0	0	-14		
34	Davontrey Thomas	F 35:23	4-11	3-6	4-4	0 1 1	2 2	15	1	1	0	0	0	-13		
3	Justin Hendrick	G 06:37	0-2	0-2	0-0	0 0 0	1 0	0	0	0	0	0	0	-12		
4	Jah'Likai King	G 24:41	2-9	0-3	0-0	0 1 1	0 2	4	0	2	0	0	0	-21		
1	Keith Warren	27:45	4-10	2-7	0-1	0 5 5	0 2	10	3	0	2	0	1	-2		
2	Tarese Morse	02:22	0-0	0-0	0-0	0 0 0	0 1	0	0	0	0	0	0	-5		
20	Ethan Simmon	12:34	3-3	2-2	0-0	0 3 3	1 1	8	0	2	0	0	0	8		
11	JoJo Lingisi- Ombongo	16:39	0-1	0-1	0-0	0 1 1	2 0	0	2	0	0	0	0	1		
21	Sean Braithwaite	11:42	1-2	0-1	0-0	1 0 1	1 0	2	0	0	0	0	0	-8		
22	Jason Edokeyi	02:30	0-1	0-0	0-0	0 0 0	0 0	0	0	1	0	0	0	-4		
25	Kyle Kearson	01:32	0-0	0-0	0-0	0 0 0	0 0	0	0	0	0	0	0	5		
Team						1 1 2		0	0	0	0					
Totals			18-47	7-23	4-6	5 16 21	10 10	47	8	9	4	1	2	-14		

Technical Fouls:NONE

PAC		UNH		Points from Turnovers		PAC	UNH
Biggest lead	21 (2 nd 5:48)	0 (1 st 20:00)		14	11		
Best Scoring Run	14 (2 nd 15:52)	7 (1 st 4:39)		32	20		
Lead Changes	0	9	8				
Times Tied	0	0	2				
Time with Lead	39:05	00:00		7	20		

New Haven at Assumption
Nov. 29, 2023 • Worcester, MA



Official Basketball Box Score - Final
New Haven at Assumption
11/29/23 Andrew Laska Gym, Worcester
2023-24 Men's Basketball

Game Time: 7:30 PM
Game Duration: 1:31
Attendance: 269

Officials: Vasil Mallos, John Sousa, Christopher Bennett

New Haven - 65			Record: 1-6 (0-3)												
NO.	Name	Min	FG	3P	FT	Rebounds	Fouls	TP	AS	TO	ST	Blocks	+/-		
			M-A	M-A	M-A	OR DR TOT	PF FD					BS BA			
5	Joshua Hopson	F 29:07	2-8	0-0	2-2	3 4 7	1 3	6	1	2	0	1	-6		
20	Ethan Simmon	F 28:15	2-9	1-2	2-2	1 4 5	0 2	7	0	1	1	2	-9		
34	Davontrey Thomas	F 33:19	7-12	3-6	0-1	1 5 6	1 3	17	2	2	1	0	-8		
1	Keith Warren	G 24:23	4-9	2-4	0-0	1 1 2	0 1	10	1	1	1	0	-7		
4	Jah'Likai King	G 08:17	1-4	0-1	0-0	0 1 1	1 0	2	2	1	0	0	-9		
11	JoJo Lingsie-Lombongo	28:17	0-4	0-2	0-0	0 4 4	3 1	0	9	0	0	0	10		
23	Tyler Saint-Furcy	20:34	5-6	1-1	2-2	2 3 3	4 1	13	0	0	2	1	6		
2	Tarese Morse	10:53	1-1	0-0	0-0	0 1 1	3 0	2	0	0	0	1	2		
3	Justin Hendrick	04:52	1-4	1-2	0-0	1 0 1	0 0	3	0	0	0	0	-4		
21	Sean Braithwaite	12:03	1-1	1-1	2-2	0 1 1	0 1	5	2	2	0	0	5		
Team						1 2 3		0	0	1					
Totals			24-58	9-19	8-9	9 25 34	13 12	65	17	10	5	5	4	-4	

Technical Fouls:NONE

Assumption - 69			Record: 4-2 (3-1)													
NO.	Name	Min	FG M-A	3P M-A	FT M-A	Rebounds OR DR TOT	Fouls PF FD	TP	AS	TO	ST	Blocks BS BA	+/-			
15	Daouda Dembele	F 27:13	4-7	0-0	0-0	0 6 6	4 1	8	2	0	0	1	10			
11	Kyle Hicks	G 29:11	6-10	1-3	3-4	0 2 2	2 5	16	3	2	1	0	2			
10	Alex Carlisle	G 34:27	2-5	1-1	0-1	0 1 1	2 1	5	6	2	3	0	-1			
13	Karl Glover	G 37:52	8-13	3-5	2-2	1 7 8	3 3	21	2	2	0	0	1			
42	Kasey Draper	G 37:16	6-11	2-4	2-2	0 2 2	0 2	16	1	1	1	0	0			
33	Cooper Creek	17:48	1-3	1-2	0-0	0 3 3	0 0	3	0	1	0	3	-2			
0	Myles Alcindor	12:57	0-3	0-1	0-0	1 1 2	0 1	0	1	0	1	0	-9			
5	Tayeshawn Cunningham-Pemberton	03:16	0-0	0-0	0-0	0 1 1	1 0	0	2	0	0	0	2			
Team						0 3 3				0						
Totals			27-52	8-16	7-9	2 26 28	12 13	69	17	8	6	4	5	4		

Technical Fouls:NONE

UNH		ASM		Points from Turnovers		PAC	UNH
Biggest lead	8 (1 st 6:49)	13 (2 nd 17:58)		7	19		
Best Scoring Run	11 (1 st 11:23)	18 (2 nd 17:58)		26	38		
Lead Changes	9	2					
Times Tied	2	5	12				
Time with Lead	12:01	25:05		23	3		

New Haven at Dominican
Nov. 28, 2023 • Orangeburg, NY



New Haven (1-5) -vs- Dominican (N.Y.) (6-0)
11/26/23 at Hennessy Center

Game 6

Score By Period				1	2	Total
New Haven				35	42	77
Dominican (N.Y.)				52	30	82

GAME 25 | NEW HAVEN VS AMERICAN INTERNATIONAL

New Haven vs Adelphi
Dec. 5, 2023 • West Haven, CT



Official Basketball Box Score - Final
Adelphi at New Haven
12/05/23 Charger Gymnasium, West Haven, CT
2023-24 Men's Basketball

Game 9

Game Time: 7:30 PM
Game Duration: 1:35
Attendance: 167

Officials: Casey Kett, Joey Reyes, Javed Trotman

Adelphi - 60														
Record: 4-4 (3-2)														
NO. Name	Min	FG M-A	3P M-A	FT M-A	Rebounds OR DR TOT	Fouls PF FD	TP	AS	TO	ST	Blocks BS BA	+/-		
4 Conor Regan	F 31:17	3-7	0-4	2-2	1 3 4	2 3	8	3	0	3	0 0	-12		
25 David Luberoff	F 13:22	1-5	0-0	1-2	0 2 2	1 1	3	0	2	2	0 1	-17		
1 Dayshaun Walton	G 36:42	2-6	0-2	5-6	0 5 5	2 3	9	2	4	1	0 0	-6		
10 Mason Jackson	G 23:00	1-3	0-0	2-2	1 2 3	3 1	4	1	1	0	0 0	-18		
13 Elijah Lewis	G 21:00	6-10	1-5	1-1	0 0 0	0 3	14	1	0	0	0 0	-18		
11 Matthew Price	31:43	4-10	3-9	0-0	0 0 0	2 0	11	1	1	0	0 0	-5		
30 Jarnel Rancy	15:34	1-1	0-0	4-5	0 1 1	0 3	6	1	0	2	1 0	-6		
15 Andrew Delaney	15:30	2-5	1-3	0-0	1 4 5	1 1	5	1	2	1	0 0	2		
2 Seth Brown	08:10	0-4	0-3	0-0	0 1 1	0 0	0	0	0	0	0 0	4		
0 Elijah Perry	03:42	0-2	0-1	0-0	0 0 0	0 0	0	0	0	0	0 0	-9		
Team					1 0 1		0							
Totals	20:53	5-27	15-18	4 18	22	14	13	60	10	10	9	2	1	-14

Technical Fouls:NONE

New Haven - 74														
Record: 2-7 (1-4)														
NO. Name	Min	FG M-A	3P M-A	FT M-A	Rebounds OR DR TOT	Fouls PF FD	TP	AS	TO	ST	Blocks BS BA	+/-		
0 Tyler Saint-Furcy	F 31:03	2-7	0-2	2-2	2 5 7	1 2	6	2	1	1	0 0	10		
5 Joshua Hopson	F 30:24	2-2	0-0	0-2	1 7 8	3 1	4	1	3	0	1 0	14		
34 Davontrey Thomas	F 33:58	7-11	2-4	3-3	1 0 1	2 2	19	0	0	0	0 0	11		
1 Keith Warren	G 10:52	0-3	0-0	0-0	0 3 3	0 1	0	1	1	0	0 0	15		
4 Jah'Likai King	G 34:45	9-17	1-3	7-7	0 5 5	2 4	26	6	1	3	0 0	17		
20 Ethan Simmon	26:00	5-8	1-2	2-2	1 7 8	1 1	13	0	1	0	0 0	6		
21 Sean Braithwaite	20:57	1-2	0-0	2-2	0 0 0	3 2	4	0	2	0	0 1	-9		
11 JoJo Lingisi- Ombongo	05:15	0-0	0-0	0-0	0 0 0	0 1	0	1	3	1	0 0	-3		
25 Kyle Kearson	04:06	0-0	0-0	0-0	0 1 1	1 0	0	0	0	0	0 0	6		
2 Tarese Morse	02:40	1-1	0-0	0-0	0 0 0	0 0	2	0	0	0	0 0	3		
Team					2 3 5		0		2					
Totals	27:51	4-11	16-18	7 31	38	13	14	74	11	14	5	1	2	14

Technical Fouls:NONE

		ADE	UNH
Biggest lead	0 (1 st 20:00)	24 (1 st 6:10)	
Best Scoring Run	8 (1 st 11:01)	19 (1 st 14:51)	
Lead Changes	0		
Times Tied	0		
Time with Lead	00:00	39:43	

		ADE	UNH
Points from Turnovers	20	13	
Paint	30	40	
Second Chance	0	9	
Fast Breaks	12	19	
Bench	22	19	

		ADE	UNH
Period by Period Scoring			
1st	21	39	60
2nd	39	35	74

Shooting By Period	
1 st FG%	15-25 60.0%
3PT%	3-8 37.5%
FT%	6-8 75%
2 nd FG%	12-26 46.2%
3PT%	1-3 33.3%
FT%	10-10 100%
GM FG%	27-51 52.9%
3PT%	4-11 36.4%
FT%	16-18 88.9%
Dead Ball Rebounds: 1, 0	

New Haven vs Georgian Court
Dec. 12, 2023 • West Haven, CT



Official Basketball Box Score - Final
Georgian Court at New Haven
12/12/23 Charger Gymnasium, West Haven, CT
2023-24 Men's Basketball

Game 10

Game Time: 6:00 PM
Game Duration: 1:18
Attendance: 189

Officials: Tyler Sandmann, Sean Mahoney, Ajay Gonnell

Georgian Court - 56														
Record: 1-7														
NO. Name	Min	FG M-A	3P M-A	FT M-A	Rebounds OR DR TOT	Fouls PF FD	TP	AS	TO	ST	Blocks BS BA	+/-		
35 Kamaal Cox	F 13:35	3-3	0-0	0-0	0 1 1	2 1	6	1	2	0	1 0	-6		
4 Donavin Crawford	G 13:52	0-2	0-2	0-0	1 0 1	1 1	0	1	0	0	0 1	-27		
11 Clint Wright Jr.	G 22:44	2-9	1-6	0-0	0 3 3	1 0	5	0	0	0	0 1	-20		
23 TJ Braswell-Brown	G 28:37	5-6	0-0	2-2	1 2 3	1 1	12	0	2	1	0 1	-25		
33 Anthony Rivera	G 09:42	2-5	0-1	0-0	0 1 1	0 0	4	0	1	0	0 0	-7		
1 Amari Jones	13:17	0-3	0-1	0-0	0 0 0	2 1	0	0	1	0	0 0	-17		
2 Cameron Edmonds	23:19	4-8	2-5	0-0	0 3 3	1 0	10	0	1	0	0 0	-22		
15 Justin Harper	09:22	1-4	0-0	1-2	0 1 1	0 1	3	0	0	0	0 1	-1		
10 Jahsan Johnson	12:14	2-3	0-1	0-0	2 2 2	2 2	4	6	3	0	0 0	-1		
21 Khalil Baker	18:47	3-8	0-0	0-0	2 2 4	1 2	6	3	1	0	2 0	-23		
5 Hassan Jackson	15:00	2-6	0-0	0-0	1 0 1	0 1	4	0	0	0	0 1	-14		
13 Nasir McLean	06:04	0-1	0-0	0-0	2 2 0	0 0	0	0	1	0	0 0	-11		
0 Jacob Santiago	04:29	1-2	0-1	0-0	0 0 0	0 0	0	2	0	0	0 0	-2		
14 Charles Anyichie	04:29	0-0	0-0	0-0	0 3 3	0 0	0	1	0	0	0 0	-2		
32 Thomas Menegus	04:29	0-0	0-0	0-0	0 0 0	0 0	0	0	0	0	0 0	-2		
Team					0 3 3		0		0					
Totals	25:60	3-17	3-4	5 23	28	11	10	56	12	12	1	3	5	-36

Technical Fouls:NONE

New Haven - 92														
Record: 3-7														
NO. Name	Min	FG M-A	3P M-A	FT M-A	Rebounds OR DR TOT	Fouls PF FD	TP	AS	TO	ST	Blocks BS BA	+/-		
5 Joshua Hopson	F 27:15	3-4	0-0	0-0	0 4 4	1 0	6	3	1	0	3 0	22		
23 Tyler Saint-Furcy	F 21:33	2-3	0-0	1-2	0 2 2	0 2	5	2	0	0	0 0	18		
34 Davontrey Thomas	F 29:25	8-13	3-6	0-0	1 1 2	1 1	19	3	1	2	1 1	34		
1 Keith Warren	G 12:08	1-5	0-1	0-0	2 2 1	0 0	2	2	1	0	0 0	7		
4 Jah'Likai King	G 22:48	6-11	2-3	2-3	1 2 3	1 3	16	2	0	0	0 1	20		
20 Ethan Simmon	24:51	9-13	7-10	2-2	0 9 9	2 2	27	0	2	1	1 0	26		
11 JoJo Lingisi- Ombongo	17:12	1-2	1-1	0-0	1 3 4	0 2	3	6	0	0	0 1	16		
21 Sean Braithwaite	12:00	1-2	0-1	0-0	1 1 2	1 0	2	2	0	0	0 0	15		
2 Tarese Morse	12:45	1-1	0-0	1-2	0 0 0	1 1	3	1	1	0	0 0	14		
25 Kyle Kearson	07:22	0-3	0-2	0-0	0 3 3	1 0	0	1	0	0	0 0	6		
22 Jason Edokpayi	06:41	3-3	0-0	0-0	0 0 0	1 0	6	1	0	0	0 0	1		
3 Justin Hendrick	06:00	1-3	1-3	0-0	0 0 0	0 0	0	3	0	0	0 0	1		
Team					2 2 4		0		1					
Totals	36:63	14-27	6-9	6 29	35	10	11	92	23	7	3	5	3	36

Technical Fouls:NONE

		GCU	UNH
Biggest lead	0 (1 st 20:00)	38 (2 nd 0:44)	
Best Scoring Run	4 (1 st 4:07)	10 (1 st 16:21)	
Lead Changes	0		
Times Tied	0		
Time with Lead	00:00	38:50	

		GCU	UNH
Points from Turnovers	6	24	
Paint	28	42	
Second Chance	0	10	
Fast Breaks	0	2	
Bench	29	44	

		GCU	UNH
Period by Period Scoring			
1st	21	35	56
2nd	43	49	92

New Haven at Staten Island
Dec. 30, 2023 • Staten Island, NY



Official Basketball Box Score - Final
New Haven at Staten Island
12/30/23 Sports & Recreation Center, Staten Island
2023-24 Men's Basketball

Game 11

Game Time: 2:00 PM
Game Duration: 2:00
Attendance: 150

Officials:

New Haven - 86												
Record: 4-7												
NO. Name	Min	FG M-A	3P M-A	FT M-A	Rebounds OR DR TOT	Fouls PF FD	TP	AS	TO	ST	Blocks BS BA	+/-
5 Joshua Hopson	F 35:53	3-7	0-0	3-6	2 3 5	4 3	9	7	0	2	1 0	7
23 Tyler Saint-Furcy	F 32:57	6-14	3-7	1-4	1 9 10	3 3	16	4	3	0	0 0	7
34 Davontrey Thomas	F 27:41	4-8	2-5	7-8	1 2 3	1 5	17	0	0	2	0 0	-4
1 Keith Warren	G 18:16	4-7	2-4	0-0	0 1 1	2 1	10	0	0	1	0 0	-10
4 Jah'Likai King	G 34:11	3-10	0-2	2-4	1 4 5	4 2	8	3	2	1	0 8	-8
20 Ethan Simmon	27:52	4-7	4-5	8-8	0 1 1	0 7	20	1	0	2	0 0	14
21 Sean Brailwhaite	14:12	1-2	0-1	0-0	0 0 0	3 1 2	2	1	1	0	0 0	16
2 Tarese Moore	04:06	1-1	0-0	0-0	0 0 0	1 2	0	0	0	0	0 0	0
10 Jovoni Lingisi- Ombongo	04:52	1-1	0-0	0-0	0 0 0	3 2	1	0	1	0	0 0	2
Team					0 0 0			0	3			
Totals		27-57	11-24	21-30	5 20 25	20 23	86	16	10	10	2 0	8
Technical Fouls:Saint-Furcy 2 nd 0-0 55												

GAME 25 | NEW HAVEN VS AMERICAN INTERNATIONAL

New Haven at American International
Jan. 6, 2024 • Springfield, MA

Game 13

NCAA

Official Basketball Box Score - Final

New Haven at American Int'l

01/06/24 Henry A. Bulova Gym, Springfield

2023-24 Men's Basketball

Game Time: 3:30 PM

Game Duration: 1:39

Officials:

New Haven - 67

Record: 5-6 (2-5)

NO.	Name	Min	FG M-A	3P M-A	FT M-A	Rebounds OR DR TOT	Fouls PF FO	TP	AS	TO	ST	Blocks BS BA	+/-	
5	Joshua Hopson	F 37:11	5-6	0-1	2-2	1 3 4	1 2	12	4	2	1	0 0 6		
23	Tyler Saint-Furcy	F 36:27	6-9	0-0	0-1	0 4 4	2 3	12	1	0	0	0 1 5		
34	Davontrey Thomas	F 32:58	3-9	2-5	2-2	2 3 5	2 2	10	0	2	1	0 1 3		
1	Keith Warren	G 06:58	1-4	0-1	0-0	0 1 1	0 0	2	1	0	0	0 0 -7		
4	Jah'Likai King	G 37:41	8-11	2-3	1-4	0 4 4	2 2	19	3	0	4	1 0 2		
20	Ethan Simmon	G 33:02	4-13	3-7	0-2	0 5 5	2 5	11	2	2	1	0 1 8		
21	Sean Braithwaite	10:35	0-1	0-0	1-2	0 1 1	3 1	1	1	0	0	0 0 -6		
11	JoJo Lingisi- Ombongo	02:19	0-1	0-0	0-0	0 0 0	0 0	0	1	1	0	0 0 -1		
2	Tarese Morse	02:49	0-0	0-0	0-0	0 0 0	1 0	0	0	0	0	0 0 -5		
Team						1 3 4				0	1			
Totals			27-54	7-17	6-13	4 24 28	13 15	67	13	8	7	1 3 1		

Technical Fouls:NONE

Shooting By Period

1 st FG%	16.28	57.1%
3PT%	4.9	44.4%
FT%	4.4	100%

2nd FG% 11.26 42.3%

3PT%	3.8	37.5%
FT%	2.9	22.2%

GM FG% 27.54 50.0%

3PT%	7.17	41.2%
FT%	6.13	46.2%

Dead Ball Rebounds: 4.0

Technical Fouls:NONE

Biggest lead

UNH

AIC

19 (1st 0:03)

5 (1st 18:46)

Best Scoring Run

13 (1st 0:03)

11 (2nd 16:01)

Lead Changes

3

Times Tied

2

Time with Lead

34:49

03:27

Points from Turnovers

UNH

AIC

12

8

Paint

UNH

AIC

32

36

Second Chance

UNH

AIC

2

9

Fast Breaks

UNH

AIC

3

6

Bench

UNH

AIC

12

21

Period by Period Scoring

	1st	2nd	TOT
UNH	40	27	67
AIC	21	45	66

New Haven vs Saint Anselm
Jan. 13, 2024 • West Haven, CT

Game 15

NCAA

Official Basketball Box Score - Final

St. Anselm at New Haven

01/13/24 Charger Gymnasium, West Haven, CT

2023-24 Men's Basketball

Game Time: 3:30 PM

Game Duration: 1:19

Officials: Casey Kett, Carl Luciano, Riley McGraw

St. Anselm - 75

Record: 6-9 (4-5)

NO.	Name	Min	FG M-A	3P M-A	FT M-A	Rebounds OR DR TOT	Fouls PF FO	TP	AS	TO	ST	Blocks BS BA	+/-	
10	Sean McCarthy	F 31:26	7-14	2-3	1-2	1 5 6	1 1	17	1	0	2	0 0 -7		
24	Keith Robinson	F 12:00	0-2	0-1	0-0	0 4 4	1 0	0	1	0	0	0 0 5		
0	Tyler Arbuckle	G 40:00	9-18	5-7	2-2	0 2 2	1 2	25	2	2	0	0 0 9		
2	Josh Morissette	G 40:00	9-16	2-5	2-3	1 7 8	1 1	22	2	1	1	0 0 2 9		
3	Matt Becker	G 34:33	0-3	0-3	2-2	0 3 3	1 4	2	4	1	0	1 0 4		
13	Zac Taylor	28:00	3-6	1-3	2-2	1 1 2	1 1	9	0	0	0	0 0 4		
1	Jadon Archer	14:01	0-2	0-0	0-0	1 3 4	3 0	0	1	1	0	0 0 3		
Team						2 0 2				0	2			
Totals			28-61	10-22	9-11	6 25 31	9 9	75	11	7	3	1 2 9		

Technical Fouls:NONE

Shooting By Period

1 st FG%	10.32	31.3%
3PT%	3.13	23.1%
FT%	4.4	100%

2nd FG% 18.29 62.1%

3PT%	7.9	77.8%
FT%	5.7	71.4%

GM FG% 28.61 45.9%

3PT%	10.22	45.5%
FT%	9.11	81.8%

Dead Ball Rebounds: 2.0

Technical Fouls:NONE

Biggest lead

STA

UNH

14 (2nd 2:15)

7 (1st 14:12)

Best Scoring Run

13 (2nd 15:55)

5 (1st 14:57)

Lead Changes

1

Times Tied

2

Time with Lead

17:11

20:48

Points from Turnovers

STA

UNH

15

9

Paint

STA

UNH

32

32

Second Chance

STA

UNH

2

7

Fast Breaks

UNH

UNH

12

1

Bench

UNH

UNH

9

10

Period by Period Scoring

	1st	2nd	TOT
STA	27	48	75
UNH	33	33	66

New Haven vs Southern Connecticut
Jan. 10, 2024 • West Haven, CT

Game 14

NCAA

Official Basketball Box Score - Final

Southern Conn. St. at New Haven

01/10/24 Charger Gymnasium, West Haven

2023-24 Men's Basketball

Game Time: 7:30 PM

Game Duration: 1:54

Officials: Mamadou Ba, Chris Anderson, Jawaan Williams

Southern Conn. St. - 78

Record: 11-3 (5-3)

NO.	Name	Min	FG M-A	3P M-A	FT M-A	Rebounds OR DR TOT	Fouls PF FO	TP	AS	TO	ST	Blocks BS BA	+/-	
11	Cherif Diarra	F 36:25	3-5	0-0	2-6	3 7 10	3 5	8	0	2	0	1 0 3		
23	Kazell Stewart	F 36:20	7-13	0-1	1-2	3 4 7	4 2	15	2	1	1	7 2 5		
33	Josh McGottigan	F 41:51	7-20	6-11	7-10	2 10 12	3 5	27	1	1	0	1 0 7		
1	Logan Bagshaw	G 15:30	0-2	0-1	0-0	0 1 1	1 0	0	2	0	0	0 0 -1		
10	Sean James	G 31:57	4-8	2-5	0-0	0 1 1	3 0	10	1	2	0	0 0 5		
4	Marty Silvera	28:59	4-10	0-2	2-2	1 3 4	3 2	10	9	4	1	0 1 6		
5	Mason Williams	17:05	1-2	1-1	0-0	0 1 1	0 0	3	0	0	0	0 0 -2		
21	Christian Joe	12:53	2-6	1-2	0-0	1 1 2	0 1	5	0	1	0	0 0 -3		
Team						2 1 3				0	0			
Totals			28-66	10-23	12-20	12 29 41	17 15	78	15	11	2	9 4 4		

Technical Fouls:NONE

Shooting By Period

1 st FG%	14.30	46.7%
3PT%	5.11	45.5%
FT%	3.8	37.5%

2nd FG% 12.29 41.4%

3PT%	4.11	36.4%
FT%	5.7	71.4%

OT FG% 2.7 28.6%

3PT%	1.1	100.0%
FT%	4.5	80%

GM FG% 28.66 42.4%

3PT%	10.23	43.5%
FT%	12.20	60.0%

Dead Ball Rebounds: 3.0

Technical Fouls:NONE

Biggest lead

SCS

UNH

11 (1st 8:56)

4 (2nd 1:00)

Best Scoring Run

13 (1st 8:56)

6 (2nd 11:54)


Lead Changes

15

GAME 25 | NEW HAVEN VS AMERICAN INTERNATIONAL

New Haven vs Saint Rose
Jan. 20, 2024 • West Haven, CT

Game 17



Official Basketball Box Score - Final

Saint Rose at New Haven

01/20/24 Charger Gymnasium, West Haven

2023-24 Men's Basketball

Game Time: 3:30 PM

Game Duration: 1:44

Attendance: 139

Officials: Sutton Simon, Chris Anderson, Gary Corbett

Saint Rose - 48

Record: 6-11 (3-8)


NO. Name	Min	FG M-A	3P M-A	FT M-A	Rebounds OR DR TOT	Fouls PF FD	TP	AS	TO	ST	Blocks BS BA	+/-	Shooting By Period							
11 Alta Turgut	F 37:01	4-14	0-4	1-2	2 4 6	3 3	9	0	2	1	0 3 4	4	1 st FG% 12-33 36.4%				3PT% 1-5 20.0%			
15 Nuha Sagnia	F 21:03	2-5	0-0	0-0	0 5 5	3 0	4	0	3	1	0 0 -11		FT% 4-5 80%				2 nd FG% 7-26 26.9%			
12 Tristan Jeffries	G 35:04	5-12	0-3	2-2	0 6 6	1 1	12	0	3	2	0 0 -1	-4	3PT% 1-7 14.3%				FT% 4-6 66.7%			
2 Dante Weise	G 38:33	1-9	0-1	1-2	1 2 3	1 4	3	6	1	1	0 0 -8		GM FG% 19-59 32.2%				FT% 2-12 16.7%			
20 Christian-Pierre Louis	G 33:19	5-11	0-0	0-1	4 0 4	3 2	10	1	0	4	0 0 6		FT% 8-11 72.7%				Dead Ball Rebounds: 2, 0			
3 Trey Boyd III	26:51	2-8	2-4	4-4	0 1 1	2 3	10	1	2	0	0 0 -1	-3								
21 Adam Myers	04:21	0-0	0-0	0-0	0 1 1	0 0	0	0	0	0	0 0 -1									
10 Louis Daoust	03:48	0-0	0-0	0-0	0 1 1	1 0	0	0	0	0	0 0 -8									
Team					2 2 4															
Totals		19-59	2-12	8-11	9 22 31	14 13	48	8	11	9	0 5 -5		Technical Fouls:NONE							

New Haven - 53					Record: 6-11 (3-8)																	
NO. Name	Min	FG M-A	3P M-A	FT M-A	Rebounds OR DR TOT	Fouls PF FD	TP	AS	TO	ST	Blocks BS BA	+/-	Shooting By Period									
5 Joshua Hopson	F 24:57	0-1	0-0	1-4	1 4 5	2 2	1	0	1	0	1	0	1	1 st FG% 7-21 33.3%					3PT% 2-11 18.2%			
20 Ethan Simmon	F 28:35	1-8	1-5	1-2	0 4 4	2 1	4	0	5	1	0	0	-5	FT% 4-10 40%								
23 Tyler Saint-Furcy	F 33:50	3-6	1-1	4-4	2 4 6	2 3	11	2	4	0	2	0	14	2 nd FG% 9-22 40.9%								
34 Davontrey Thomas	F 37:54	8-14	4-9	5-6	1 8 9	1 3	25	0	1	1	0	0	5	3PT% 4-9 44.4%								
4 Jah'Likai King	G 40:00	1-10	0-5	0-0	0 2 2	2 0	2	5	5	1	0	0	5	FT% 11-12 91.7%								
21 Sean Braithwaite	17:21	0-1	0-0	0-0	0 3 3	1 0	0	0	1	1	0	0	5	GM FG% 16-43 37.2%								
11 JoJo Lingisi- Ombongo	02:20	0-0	0-0	0-0	0 1 1	0 0	0	0	0	0	0	0	-4	3PT% 6-20 30.0%								
2 Tarese Morse	15:03	3-3	0-0	4-6	1 2 3	3 5	10	1	0	1	2	0	6	FT% 15-22 68.2%					Dead Ball Rebounds: 5, 0			
Team					2 4 6																	
Totals		16-43	6-20	15-22	7 32 39	13 14	53	8	20	5	5	0	5	Technical Fouls:NONE								

	STR	UNH	Points from Turnovers	STR	UNH	Period by Period Scoring			
Biggest lead	11 (1 st 0:49)	8 (2 nd 2:26)	16	8	1st	2nd	TOT		
Best Scoring Run	8 (1 st 9:02)	10 (2 nd 6:08)	32	18	STR	29	19	48	
Lead Changes	2		Second Chance	10	5	UNH	20	33	53
Times Tied	3		Fast Breaks	4	8				
Time with Lead	27:32	09:19	Bench	10	10				

New Haven vs Bentley
Jan. 27, 2024 • West Haven, CT

Game 19



Official Basketball Box Score - Final

Bentley at New Haven

01/27/24 Charger Gymnasium, West Haven, CT

2023-24 Men's Basketball

Game Time: 3:30 PM

Game Duration: 1:25

Attendance: 317

Officials: Christopher Brown, Ryan Adams, Kevin McGuire

Bentley - 100

Record: 13-7 (8-5)

NO. Name	Min	FG M-A	3P M-A	FT M-A	Rebounds OR DR TOT	Fouls PF FD	TP	AS	TO	ST	Blocks BS BA	+/-	Shooting By Period				
21 Ivan Mistic	F 14:24	3-6	2-3	0-0	1 1 2	1 0	8	1	1	1	0 0	3	1 st FG% 16-31 51.6%				3PT% 6-14 42.9%
11 Aaron Latham	G 33:03	7-12	3-6	0-1	0 1 1	1 1	17	7	0	0	0 0	25	FT% 6-7 85.7%				2 nd FG% 21-30 70.0%
12 Cash McClure	G 31:16	4-7	2-4	6-6	0 5 5	2 4	16	6	1	1	0 0	26	3PT% 11-15 73.3%				FT% 3-4 75%
20 Zach Laput	G 34:54	4-8	2-3	0-0	2 7 9	1 0	10	7	2	3	0 0	30	GM FG% 37-61 60.7%				FT% 17-29 58.6%
22 Kellan Bochenek	G 35:08	8-14	6-11	1-1	0 5 5	0 3	23	0	0	0	0 0	32	FT% 9-11 81.8%				Dead Ball Rebounds: 0, 0
44 Chase Clarke	09:13	1-1	0-0	0-0	2 2 4	3 0	2	2	2	0	1 0	-4					
10 Joe Carroll	17:04	6-6	1-1	2-3	1 1 2	2 3	15	2	0	1	1 0	26					
30 Isaac Martin	09:34	1-1	0-0	0-0	0 0 0	1 0	2	0	0	0	0 0	8					
5 Jaden Baker	05:39	1-2	0-0	0-0	0 0 0	0 0	2	0	0	0	0 0	-3					
4 Cooper Farrell	04:11	0-1	0-0	0-0	0 2 2	0 0	0	1	1	0	0 0	-1					
33 Luke Britton	02:48	2-3	1-1	0-0	0 0 0	1 0	5	0	0	0	0 0	-2					
3 Dre Roman	01:23	0-0	0-0	0-0	0 0 0	0 0	0	0	0	0	0 0	-3					
23 Dan Becil	01:23	0-0	0-0	0-0	0 0 0	0 0	0	0	0	0	0 0	-3					
Team					0 1 1												
Totals		37-61	17-29	9-11	6 25 31	12 11	100	26	7	6	2 1 26		Technical Fouls:NONE				

New Haven - 74		
----------------	--	--

GAME 25 | NEW HAVEN VS AMERICAN INTERNATIONAL

New Haven at Southern New Hampshire
Feb. 3, 2024 • Manchester, NH

Game 21



Official Basketball Box Score - Final
New Haven at Southern N.H.
02/03/24 Stan Spruiell Field House, Manchester, N.H.
2023-24 Men's Basketball

Game Time: 3:30 PM
Game Duration: 1:47
Attendance: 319

Officials: Daniel Christopher, Christopher Bennett, Daniel Dobosieleski

New Haven - 76

Record: 8-13 (5-10)

NO. Name	Min	FG M-A	3P M-A	FT M-A	Rebounds OR DR TOT	Fouls PF FD	TP	AS	TO	ST	Blocks BS BA	+/-
5 Joshua Hopson	F 21:25	2-4	0-0	0-1	2 6 8	2 1	4	0	1	0	0 0	2
20 Ethan Simmon	F 19:59	3-4	1-1	0-0	0 3 3	0 1	7	1	0	0	0 0	0
23 Tyler Saint-Furcy	F 44:54	7-13	1-1	3-4	3 4 7	2 2	18	0	3	1	0 0	5
34 Davontrey Thomas	F 42:23	5-13	2-6	0-0	0 2 2	2 2	12	5	3	2	2 1	1
4 Jah'Likai King	G 45:00	10-16	4-6	2-2	1 3 4	2 3	26	6	3	0	0 0	3
2 Tarese Morse	23:35	1-6	0-0	0-0	7 3 10	1 1	2	1	1	0	0 2	1
21 Sean Braithwaite	27:44	2-5	1-3	2-2	1 2 3	1 1	7	2	0	1	0 0	3
Team					2 2 4		0		1			
Totals		30-61	9-17	7-9	16 25 41	10 11	76	15	12	4	2 3	3

Technical Fouls:NONE

Shooting By Period

1st FG% 14-27 51.9%

3PT% 5-10 50.0%

FT% 2-3 66.7%

2nd FG% 13-27 48.1%

3PT% 4-7 57.1%

FT% 1-2 50%

OT FG% 3-7 42.9%

3PT% 0-0 0.0%

FT% 4-4 100%

GM FG% 30-61 49.2%

3PT% 9-17 52.9%

FT% 7-9 77.8%

Dead Ball Rebounds: 2, 0

Southern N.H. - 73

Record: 13-7 (9-6)

NO. Name	Min	FG M-A	3P M-A	FT M-A	Rebounds OR DR TOT	Fouls PF FD	TP	AS	TO	ST	Blocks BS BA	+/-
2 Preston Santos	F 20:50	0-4	0-3	0-2	1 2 3	2 1	0	1	1	1	0 0	-12
15 Derrick Grant	F 37:33	4-6	0-0	3-4	1 4 5	2 4	11	2	1	0	1 0	0
3 Matt Becht	G 39:06	7-14	6-10	3-3	0 0 0	4 2	23	1	2	2	0 1	-1
14 Kurtis Henderson	G 36:20	1-5	1-2	0-0	0 1 1	0 0	3	2	1	1	0 0	-4
23 Alex Rivera	G 34:55	6-11	6-10	0-0	2 2 2	1 0	18	1	1	0	0 0	-8
1 Noah Kamba	31:41	3-9	3-8	2-2	3 3 5	1 2	11	3	0	2	0 1	8
4 Royce Williams	05:03	0-1	0-1	0-0	0 1 1	0 0	0	1	0	0	0 0	2
24 Jordan Brathwaite	19:32	3-4	1-1	0-0	1 2 3	1 1	7	2	0	1	2 0	0
Team					1 0 1		0					
Totals		24-54	17-35	8-11	6 15 21	11 10	73	13	6	7	3 2	-3

Technical Fouls:NONE

Shooting By Period

1st FG% 10-27 37.0%

3PT% 8-19 42.1%

FT% 0-2 0%

2nd FG% 12-21 57.1%

3PT% 9-15 60.0%

FT% 5-6 83.3%

OT FG% 2-3 33.3%

3PT% 0-1 0.0%

FT% 3-3 100%

GM FG% 24-54 44.4%

3PT% 17-35 48.6%

FT% 8-11 72.7%

Dead Ball Rebounds: 2, 0

	UNH	SNHU
Biggest lead	10 (2 nd 8:39)	3 (1 st 8:45)
Best Scoring Run	10 (1 st 5:29)	8 (2 nd 14:08)
Lead Changes	8	
Times Tied	7	
Time with Lead	34:02	04:49

Points from	UNH	SNHU
Turnovers	7	12
Paint	34	14
Second Chance	16	9
Fast Breaks	4	0
Bench	9	18

Period by Period Scoring	1st	2nd	OT1	TOT
UNH	35	31	10	76
SNHU	28	38	7	73

New Haven at Adelphi
Feb. 7, 2024 • Garden City, NY

Game 22



Official Basketball Box Score - Final
New Haven at Adelphi
02/07/24 Center for Recreation and Sport, Garden City
2023-24 Men's Basketball

Game Time: 7:30 PM
Game Duration: 1:31
Attendance: 248

Officials: Raymond Downs, Mike Evans, Mike Nardone

New Haven - 69

Record: 8-14 (5-11)

NO. Name	Min	FG M-A	3P M-A	FT M-A	Rebounds OR DR TOT	Fouls PF FD	TP	AS	TO	ST	Blocks BS BA	+/-
5 Joshua Hopson	F 23:41	3-7	0-0	3-5	2 3 5	0 6	9	0	1	0	1 1	-4
20 Ethan Simmon	F 28:52	5-10	2-6	0-0	0 2 2	2 0	12	1	0	0	3 1	-1
23 Tyler Saint-Furcy	F 25:42	2-6	0-0	0-0	1 3 4	0 1	4	5	0	2	1 2	-20
34 Davontrey Thomas	F 38:08	7-14	1-4	0-0	2 4 6	4 2	15	1	1	0	0 0	-7
4 Jah'Likai King	G 39:04	12-27	5-9	0-1	1 3 4	2 1	29	4	1	1	0 6	-4
2 Tarese Morse	16:19	0-1	0-0	0-0	0 0 0	2 0	0	0	1	0	0 1	-4
21 Sean Braithwaite	28:14	0-1	0-0	0-0	2 1 3	4 0	0	1	0	0	1 0	0
Team					4 4 8		0		1			
Totals		29-66	8-19	3-6	12 20 32	14 10	69	12	5	3	6 11	-8

Technical Fouls:NONE

Shooting By Period

1st FG% 10-27 37.0%

3PT% 5-10 50.0%

FT% 2-3 66.7%

2nd FG% 19-39 48.7%

3PT% 5-12 41.7%

FT% 3-4 75%

GM FG% 29-66 43.9%

3PT% 8-19 42.1%

FT% 3-6 50.0%

Dead Ball Rebounds: 2, 0

Adelphi - 77

Record: 15-7 (11-5)

NO. Name	Min	FG M-A	3P M-A	FT M-A	Rebounds OR DR TOT	Fouls PF FD	TP	AS	TO	ST	Blocks BS BA	+/-
4 Conor Regan	F 32:44	4-8	3-5	2-2	3 7 10	1 5	13	2	0	0	4 1	5
25 David Luberoff	F 18:46	1-2	0-0	1-2	2 3 5	3 1	3	0	2	0	0 1	0
1 Dayshaun Walton	G 36:15	4-8	1-3	2-2	0 1 1	1 1	11	8	7	0	0 1	3
10 Mason Jackson	G 38:43	3-8	1-3	4-4	2 3 5	0 2	11	4	0	0	6 2	9
13 Elijah Lewis	G 31:04	6-13	4-8	4-5	1 5 6	3 4	20	1	0	0	0 1	6
2 Seth Brown	25:12	6-11	5-9	2-2	0 7 7	1 1	19	0	0	0	0 0	2
11 Matthew Price	13:10	0-0	0-0	0-0	0 0 0	1 0	0	1	0	0	0 0	9
5 Alvin Baez	01:08	0-0	0-0	0-0	0 0 0	0 0	0	0	0	0	0 0	3
23 Kenyueza Ondaan	02:58	0-3	0-1	0-0	1 1 2	0 0	0	0	0	1	1 0	0
Team					1 2		0		0			
Totals		24-53	14-29	15-17	10 26 36	10 14	77	16	9	1	11 6	8

Technical Fouls:NONE

Shooting By Period

1st FG% 16-27 59.3%

3PT% 8-12 66.7%

FT% 4-5 80.8%

2nd FG% 8-26 30.8%

3PT% 6-17 35.3%

FT% 11-12 91.7%

GM FG% 24-53 45.3%

3PT% 14-29 48.3%

FT% 15-17 88.2%

Dead Ball Rebounds: 1, 0

	UNH	ADE
Biggest lead	0 (1 st 20:00)	21 (1 st 0:25)
Best Scoring Run	7 (2 nd 18:13)	8 (1 st 3:15)
Lead Changes	0	
Times Tied	0	
Time with Lead	00:00	38:33

Points from	UNH	ADE
Turnovers	10	9
Paint	40	18
Second Chance	10	6
Fast Breaks	12	10
Bench	0	19

Period by Period Scoring	1st	2nd	TOT
UNH	23	46	69
ADE	44	33	77

New Haven vs Saint Michael's
Feb. 10, 2024 • West Haven, CT

Game 23



Official Basketball Box Score - Final
Saint Michael's at New Haven
02/10/24 Charger Gymnasium, West Haven, CT
2023-24 Men's Basketball

Game Time: 3:30 PM
Game Duration: 1:22
Attendance: 311

Officials: Sean Mahoney, Chris Anderson, John Sousa

Saint Michael's - 69

Record: 19-5 (14-3)

NO. Name	Min	FG M-A	3P M-A	FT M-A	Rebounds OR DR TOT	Fouls PF FD	TP	AS	TO	ST	Blocks BS BA	+/-
21 Nolan Marold	F 34:19	7-12	0-0	3-3	3 9 12	2 3	17	2	1	0	0 0	14
35 Jacob Duniver	F 30:16	1-4	0-3	0-0	1 4 5	0 1	2	1	0	0	0 0	6
3 Darrel Yepdo	G 28:28	2-7	2-4	0-0	0 2 2	3 1	6	3	0	1	0 1	6
5 Alan Brzezinski	G 29:20	4-10	3-6	0-0	1 5 6	1 0	11	1	0	2	0 0	22
11 Roman Reid	G 32:54	6-14	3-4	2-4	1 3 4	1 4	17	1	3	0	0 2	16
15 CJ Crews	20:16	3-12	3-10	0-0	0 2 2	0 0	9	2	0	1	1 0	-11
2 Jhamyl Fricas	14:04	1-3	0-1	0-0	0 1 1	0 0	2	1	1	0	0 0	-4
20 TJ Henaghen	10:23	2-3	1-2	0-0	1 1 2	1 0	5	1	0	0	0 0	1
Team					2 1 3		0		0			
Totals		26-65	12-30	5-7	9 28 37	8 9	69	12	5	4	1 3	10

Technical Fouls:NONE

Shooting By Period

1st FG% 13-32 40.6%

3PT% 6-15 40.0%

FT% 3-4 75%

2nd FG% 13-33 39.4%

3PT% 6-15 40.0%

FT% 2-3 66.7%

GM FG% 26-65 40.0%

3PT% 12-30 40.0%

FT% 5-7 71.4%

Dead Ball Rebounds: 1, 0

New Haven - 59

Record: 8-15 (5-12)

NO. Name	Min	FG M-A	3P M-A	FT M-A	Rebounds OR DR TOT	Fouls PF FD	TP	AS	TO	ST	Blocks BS BA	+/-
5 Joshua Hopson	F 26:59	5-5	0-0	0-0	3 9 12	1 0	10	1	2	0	0 0	-1
20 Ethan Simmon	F 32:16	4-12	1-7	0-0	1 2 3	1 0	9	3	3	0	0 0	-15
23 Tyler Saint-Furcy	F 40:00	1-8	0-3	0-1	0 3 3	2 3	2	7	2	0	1 0	-10
34 Davontrey Thomas	F 34:58	9-16	4-9	0-0	1 5 6	2 1	22	3	0	0	0 0	-11
4 Jah'Likai King	G 40:00	7-14	2-4	0-1	0 3 3	2 3	16	1	2	0	0 0	-10
2 Tarese Morse	11:49	0-1	0-0	0-0	2 1 3	1 1	0	1	1	1	2 0	-2
1 Keith Warren	04:01	0-3	0-1	0-0	0 1 1	0 0	2	1	0	0	0 1	6
21 Sean Braithwaite	09:57	0-0	0-0	0-0	0 3 3	0 0	0	2	0	0	0 0	-7
Team					0 4 4		0		2			
Totals		26-59	7-24	0-2	7 31 38	9 8	59	19	12	1	3 1	-10

Technical Fouls:NONE

Shooting By Period

1st FG% 12-34 35.3%

3PT% 4-16 25.0%

FT% 0-1 0%

2nd FG% 14-25 56.0%

3PT% 3-8 37.5%

FT% 0-1 0%

GM FG% 26-59 44.1%

3PT% 7-24 29.2%

FT% 0-2 0.0%

Dead Ball Rebounds: 0, 0

	SMC	UNH
Biggest lead	21 (2 nd 12:37)	0 (1 st 20:00)
Best Scoring Run	11 (2 nd 14:40)	7 (1 st 6:56)
Lead Changes	0	
Times Tied	2	
Time with Lead	38:00	00:00

Points from	SMC	UNH
Turnovers	16	2
Paint	24	30
Second Chance	9	4
Fast Breaks	7	3
Bench	16	0

Period by Period Scoring	1st	2nd	TOT
SMC	35	34	69
UNH	28	31	59

New Haven at Southern Connecticut
Feb. 13, 2024 • New Haven, CT

Game 24



Official Basketball Box Score - Final
New Haven at Southern Conn. St.
02/14/24 James W. Moore Fieldhouse, New Haven
2023-24 Men's Basketball

Game Time: 7:30 PM
Game Duration: 1:28
Attendance: 235

Officials: Marek Drabinski, Casey Kett, Chris Delvin

New Haven - 60

Record: 8-16 (5-13)

NO. Name	Min	FG M-A	3P M-A	FT M-A	Rebounds OR DR TOT	Fouls PF FD	TP	AS	TO	ST	Blocks BS BA	+/-
5 Joshua Hopson	F 19:19	3-9	0-0	1-2	3 1 4	1 1	7	0	1	1	0 2	-13
20 Ethan Simmon	F 31:24	2-5	0-3	0-2	1 2 3	1 3	4	2	0	1	0 0	-7
34 Davontrey Thomas	F 28:18	4-9	2-4	0-0	0 1 1	2 0	10	2	0	0	1 0	-21
1 Keith Warren	G 09:55	0-3	0-3	0-0	0 0 0	1 0	0	0	0	0	0 0	-1
4 Jah'Likai King	G 37:39	7-17	0-5	3-4	3 3 6	0 3	17	1	5	0	0 1	-11
23 Tyler Saint-Furcy	27:35	3-5	1-2	3-4	1 3 4	2 3	10	1	3	0	0 0	1
21 Sean Braithwaite	10:29	1-2	0-1	0-0	1 2 3	1 0	2	0	0	0	0 0	-7
2 Tarese Morse	10:01	0-1	0-0	0-0	1 2 1	1 1	0	1	0	1	0 1	-2
22 Jason Edokpayi	10:40	3-3	0-0	0-0	0 2 0	0 0	6	0	1	0	1 0	0
25 Kyle Kearson	14:30	2-3	0-0	0-0	0 3 3	1 0	4	0	1	0	0 0	-3
Team					0 0 0		0		0			
Totals		25-57	3-18	7-12	10 18 28	10 11	60	7	11	5	1 5	-15

Technical Fouls:NONE

Shooting By Period

1st FG% 9-

POINTS - REBOUNDS - ASSISTS

Opponent	Date	Score	1 Warren	2 Morse	3 Hendrick	4 King	5 Hopson	10 Dwake	11 Ombongo	12 Coleman
vs Post	11.11.23	85-89 L	4 - 1 - 0	0 - 1 - 0	7 - 1 - 1	35 - 4 - 1	4 - 2 - 1	DNP	0 - 1 - 1	DNP
vs Wilmington	11.12.23	W 75-64	4 - 1 - 0	0 - 2 - 1	16 - 4 - 2	4 - 0 - 2	7 - 7 - 2	DNP	5 - 2 - 3	DNP
at Bloomfield	11.15.23	54-66 L	5 - 0 - 1	0 - 1 - 1	0 - 1 - 0	18 - 1 - 3	6 - 2 - 2	DNP	4 - 1 - 1	DNP
at Bentley	11.18.23	60-79 L	15 - 2 - 0	0 - 0 - 0	8 - 4 - 4	8 - 1 - 0	4 - 4 - 0	DNP	3 - 2 - 0	DNP
PACE	11.21.23	47-61 L	10 - 5 - 3	0 - 0 - 0	0 - 0 - 0	4 - 1 - 0	8 - 5 - 2	DNP	0 - 1 - 2	DNP
at Dominican	11.26.23	77-82 L	27 - 4 - 2	8 - 3 - 0	0 - 2 - 0	16 - 9 - 3	4 - 13 - 1	DNP	0 - 2 - 2	DNP
at Assumption	11.29.23	65-69 L	10 - 2 - 1	2 - 1 - 0	3 - 1 - 0	2 - 1 - 2	6 - 7 - 1	DNP	0 - 4 - 9	DNP
SO NEW HAMPSHIRE	12.02.23	58-64 L	10 - 5 - 0	2 - 1 - 0	DNP	2 - 2 - 0	0 - 6 - 1	DNP	0 - 3 - 8	DNP
ADELPHI	12.05.23	W 74-60	0 - 3 - 1	2 - 0 - 0	DNP	26 - 5 - 6	4 - 8 - 1	DNP	0 - 0 - 1	DNP
GEORGIAN COURT	12.12.23	W 92-56	2 - 2 - 2	3 - 0 - 1	3 - 0 - 0	16 - 3 - 2	6 - 4 - 3	DNP	3 - 4 - 6	DNP
at Staten Island	12.30.23	W 86-78	10 - 1 - 0	2 - 0 - 0	DNP	8 - 5 - 2	9 - 5 - 7	DNP	2 - 0 - 1	DNP
at Saint Michael's	01.03.24	73-78 L	5 - 3 - 2	0 - 0 - 0	DNP	25 - 5 - 3	3 - 19 - 4	DNP	0 - 1 - 0	DNP
at American Int'l	01.06.24	W 67-66	2 - 1 - 1	0 - 0 - 0	DNP	19 - 4 - 3	12 - 4 - 4	DNP	0 - 0 - 1	DNP
SO CONNECTICUT	01.10.24	74-78 L	4 - 2 - 0	0 - 0 - 0	DNP	20 - 4 - 6	10 - 11 - 2	DNP	0 - 0 - 0	DNP
SAINT ANSELM	01.13.24	66-75 L	2 - 4 - 0	0 - 2 - 0	0 - 1 - 0	22 - 2 - 3	6 - 9 - 1	DNP	0 - 2 - 0	DNP
at Franklin Pierce	01.16.24	74-94 L	0 - 1 - 1	DNP	7 - 0 - 1	INJ	1 - 4 - 5	DNP	5 - 1 - 0	DNP
SAINT ROSE	01.20.24	W 53-48	DNP	10 - 3 - 1	DNP	2 - 2 - 5	1 - 5 - 0	DNP	0 - 1 - 0	DNP
at Pace	01.24.24	55-56 L	DNP	2 - 0 - 0	DNP	12 - 2 - 7	6 - 3 - 0	DNP	INJ	DNP
BENTLEY	01.27.24	74-100 L	0 - 1 - 0	5 - 2 - 1	DNP	32 - 4 - 3	4 - 5 - 0	DNP	INJ	DNP
ASSUMPTION	01.30.24	W 54-50	0 - 0 - 0	6 - 11 - 0	DNP	11 - 5 - 2	0 - 7 - 1	DNP	INJ	DNP
at So New Hampshire	02.03.24	W 76-73	DNP	2 - 10 - 1	DNP	24 - 4 - 6	4 - 8 - 0	DNP	INJ	DNP
at Adelphi	02.07.24	69-77 L	DNP	0 - 0 - 0	DNP	29 - 4 - 4	9 - 5 - 0	DNP	INJ	DNP
SAINT MICHAEL'S	02.10.24	59-69 L	0 - 1 - 1	0 - 3 - 1	DNP	16 - 3 - 1	10 - 12 - 1	DNP	INJ	DNP
at So Connecticut	02.13.24	60-75 L	0 - 0 - 0	0 - 2 - 1	DNP	17 - 6 - 1	7 - 4 - 0	DNP	INJ	DNP
AMERICAN INT'L	02.17.24									
at Saint Anselm	02.21.24									
at Saint Rose	02.24.24									
FRANKLIN PIERCE	02.27.24									
Opponent	Date	Score	13 Kellman	15 Mitchell	20 Simmon	21 Braithwaite	22 Edokpayi	23 Saint-Furcy	25 Kearson	34 Thomas
vs Post	11.11.23	85-89 L	DNP	DNP	17 - 5 - 3	0 - 0 - 1	2 - 1 - 0	4 - 2 - 2	DNP	12 - 5 - 0
vs Wilmington	11.12.23	W 75-64	DNP	DNP	11 - 0 - 0	0 - 1 - 0	4 - 3 - 0	6 - 1 - 2	0 - 0 - 0	18 - 4 - 2
at Bloomfield	11.15.23	54-66 L	DNP	DNP	5 - 2 - 2	0 - 4 - 0	0 - 0 - 0	7 - 6 - 2	DNP	9 - 3 - 1
at Bentley	11.18.23	60-79 L	DNP	DNP	2 - 5 - 1	2 - 0 - 1	2 - 4 - 0	6 - 2 - 0	DNP	10 - 1 - 1
PACE	11.21.23	47-61 L	DNP	DNP	8 - 3 - 0	2 - 1 - 0	0 - 0 - 0	0 - 2 - 0	0 - 0 - 0	15 - 1 - 1
at Dominican	11.26.23	77-82 L	DNP	DNP	7 - 4 - 1	0 - 0 - 0	DNP	2 - 2 - 2	0 - 2 - 0	13 - 3 - 1
at Assumption	11.29.23	65-69 L	DNP	DNP	7 - 5 - 0	5 - 1 - 2	DNP	13 - 3 - 0	DNP	17 - 6 - 2
SO NEW HAMPSHIRE	12.02.23	58-64 L	DNP	DNP	5 - 0 - 0	4 - 0 - 1	0 - 0 - 0	20 - 7 - 0	DNP	15 - 3 - 1
ADELPHI	12.05.23	W 74-60	DNP	DNP	13 - 8 - 0	4 - 0 - 0	DNP	6 - 7 - 2	0 - 1 - 0	19 - 1 - 0
GEORGIAN COURT	12.12.23	W 92-56	DNP	DNP	27 - 9 - 0	2 - 2 - 2	6 - 0 - 1	5 - 2 - 2	0 - 3 - 1	19 - 2 - 3
at Staten Island	12.30.23	W 86-78	DNP	DNP	20 - 1 - 1	2 - 0 - 1	DNP	16 - 10 - 4	DNP	17 - 3 - 0
at Saint Michael's	01.03.24	73-78 L	DNP	DNP	11 - 4 - 2	0 - 1 - 1	0 - 0 - 0	18 - 4 - 2	DNP	11 - 3 - 3
at American Int'l	01.06.24	W 67-66	DNP	DNP	11 - 5 - 2	1 - 1 - 1	DNP	12 - 4 - 1	DNP	10 - 5 - 0
SO CONNECTICUT	01.10.24	74-78 L	DNP	DNP	20 - 6 - 1	5 - 3 - 1	DNP	SICK	0 - 2 - 0	15 - 7 - 1
SAINT ANSELM	01.13.24	66-75 L	DNP	DNP	10 - 4 - 2	10 - 3 - 1	DNP	SICK	DNP	16 - 3 - 1
at Franklin Pierce	01.16.24	74-94 L	DNP	DNP	21 - 3 - 0	2 - 1 - 0	7 - 4 - 2	16 - 4 - 4	2 - 3 - 1	13 - 3 - 0
SAINT ROSE	01.20.24	W 53-48	DNP	DNP	4 - 4 - 0	0 - 3 - 0	DNP	11 - 6 - 2	DNP	25 - 9 - 0
at Pace	01.24.24	55-56 L	DNP	DNP	12 - 2 - 2	6 - 2 - 3	DNP	10 - 6 - 3	DNP	7 - 7 - 0
BENTLEY	01.27.24	74-100 L	DNP	DNP	8 - 6 - 1	0 - 0 - 0	DNP	12 - 4 - 1	DNP	13 - 4 - 1
ASSUMPTION	01.30.24	W 54-50	DNP	DNP	2 - 3 - 0	4 - 8 - 1	DNP	9 - 3 - 2	0 - 2 - 0	22 - 3 - 0
at So New Hampshire	02.03.24	W 76-73	DNP	DNP	7 - 3 - 1	7 - 3 - 2	DNP	18 - 7 - 0	DNP	12 - 2 - 5
at Adelphi	02.07.24	69-77 L	DNP	DNP	12 - 2 - 1	0 - 3 - 1	DNP	4 - 4 - 5	DNP	15 - 6 - 1
SAINT MICHAEL'S	02.10.24	59-69 L	DNP	DNP	9 - 3 - 3	0 - 3 - 2	DM{	2 - 3 - 7	DNP	22 - 6 - 3
at So Connecticut	02.13.24	60-75 L	DNP	DNP	4 - 3 - 2	2 - 3 - 0	6 - 2 - 0	10 - 4 - 1	4 - 3 - 0	10 - 1 - 2
AMERICAN INT'L	02.17.24									
at Saint Anselm	02.21.24									
at Saint Rose	02.24.24									
FRANKLIN PIERCE	02.27.24									

GAME-BY-GAME STATISTICS

DATE	OPPONENT	FG-FGA	PCT.	3P-3PA	PCT.	FT-FTA	PCT.	OR-DR-RB	A	TO	B	S	PTS
11/11	New Haven	31-60	.517	5-17	.294	18-22	.818	7-19-26	10	13	2	12	85
	vs Post	35-72	.486	7-19	.368	12-14	.857	19-23-42	17	15	4	10	89
11/12	New Haven	24-56	.429	12-36	.333	15-19	.789	12-20-32	14	10	1	9	75
	vs. Wilmington	26-55	.473	5-15	.333	7-10	.700	10-22-32	18	15	3	7	64
11/15	New Haven	19-52	.365	5-23	.217	11-16	.688	7-19-26	13	15	0	7	54
	at Bloomfield	23-65	.354	9-23	.391	11-14	.786	22-25-47	14	15	3	5	66
11/18	New Haven	26-59	.441	6-18	.333	2-2	1.000	6-20-26	7	6	3	5	60
	at Bentley	27-53	.509	18-37	.486	7-10	.700	8-27-35	22	11	2	5	79
11/21	NEW HAVEN	18-47	.383	7-23	.304	4-6	.667	5-16-21	8	9	1	4	47
	PACE	25-52	.481	4-14	.286	7-9	.778	12-26-38	9	10	2	6	61
11/26	New Haven	22-56	.393	10-27	.370	23-30	.767	11-36-47	12	22	6	8	77
	at Dominican	29-71	.408	11-26	.423	13-26	.500	12-27-39	18	13	1	12	82
11/29	New Haven	24-58	.414	9-19	.474	8-9	.889	9-25-34	17	10	5	5	65
	at Assumption	27-52	.519	8-16	.500	7-9	.778	2-26-28	17	8	4	6	69
12/2	NEW HAVEN	22-57	.386	10-31	.323	4-14	.286	7-26-33	11	4	1	3	58
	SO NEW HAMPSHIRE	20-52	.385	8-31	.258	16-18	.889	7-34-41	10	8	3	2	64
12/5	NEW HAVEN	27-51	.529	4-11	.364	16-18	.889	7-31-38	11	14	1	5	74
	ADELPHI	20-53	.377	5-27	.185	15-18	.833	4-18-22	10	10	2	9	60
12/12	NEW HAVEN	36-63	.571	14-27	.519	6-9	.667	6-29-35	23	7	5	3	92
	GEORGIAN COURT	25-60	.417	3-17	.176	3-4	.750	5-23-28	12	12	3	1	56
12/30	New Haven	27-57	.474	11-24	.458	21-30	.700	5-20-25	16	10	2	10	86
	at Staten Island	28-68	.412	8-30	.297	14-15	.933	11-27-38	15	19	0	1	78
1/3	New Haven	27-66	.409	5-19	.263	14-20	.700	14-28-42	17	13	1	12	73
	at Saint Michael's	26-67	.388	12-27	.444	14-18	.778	16-28-44	11	13	5	8	78
1/6	New Haven	27-54	.500	7-17	.412	6-13	.462	4-24-28	13	8	1	7	67
	at American Int'l	37-64	.422	6-26	.231	6-7	.857	14-26-40	16	10	3	3	66
1/10	NEW HAVEN	26-61	.426	4-19	.211	18-23	.783	8-31-39	11	9	4	7	74
	SO CONNECTICUT	28-66	.424	10-23	.435	12-20	.600	12-29-41	15	11	9	2	78
1/13	NEW HAVEN	25-56	.446	6-21	.286	10-11	.909	6-27-33	7	13	2	2	66
	SAINT ANSELM	28-61	.459	10-22	.455	9-11	.818	6-25-31	11	7	1	3	75
1/16	New Haven	26-60	.433	11-31	.355	11-18	.611	10-16-26	14	13	3	6	74
	at Franklin Pierce	34-61	.557	14-26	.538	12-14	.857	9-25-34	11	10	3	5	94
1/20	NEW HAVEN	16-43	.372	6-20	.300	15-22	.682	7-32-39	8	20	5	5	53
	SAINT ROSE	19-59	.322	2-12	.167	8-11	.727	9-22-31	8	11	0	9	48
1/24	New Haven	24-52	.462	7-22	.318	0-3	.000	5-23-28	15	12	6	4	55
	at Pace	22-54	.407	6-23	.261	6-9	.667	11-24-35	13	11	1	7	56
1/27	NEW HAVEN	28-60	.467	10-25	.400	8-15	.533	11-20-31	7	11	1	3	74
	BENTLEY	37-61	.607	17-29	.586	9-11	.818	6-25-31	25	7	1	6	100
1/30	NEW HAVEN	16-43	.372	5-16	.313	17-19	.895	8-36-44	6	18	3	5	54
	ASSUMPTION	20-56	.357	5-19	.263	5-9	.556	4-21-25	6	7	3	6	50
2/3	New Haven	30-61	.492	9-17	.529	7-9	.778	16-25-41	15	12	2	4	76
	at So New Hampshire	24-54	.444	17-35	.486	8-11	.727	6-15-21	13	6	3	7	73
2/7	New Haven	29-66	.439	8-19	.421	3-6	.500	12-20-32	12	5	6	3	69
	at Adelphi	24-53	.453	14-29	.483	15-17	.882	10-26-36	16	9	11	1	77
2/10	NEW HAVEN	26-59	.441	7-24	.292	0-2	.000	7-31-38	19	12	3	1	59
	SAINT MICHAEL'S	26-65	.400	12-30	.400	5-7	.714	9-28-37	12	5	1	4	69
2/13	New Haven	25-57	.439	3-18	.167	7-12	.583	10-18-28	7	11	1	5	60
	at So Connecticut	27-55	.491	10-26	.385	11-17	.647	9-22-31	13	12	5	9	75
2/17	NEW HAVEN												
	AMERICAN INT'L												
2/21	New Haven												
	at Saint Anselm												
2/24	New Haven												
	at Saint Rose												
2/27	NEW HAVEN												
	FRANKLIN PIERCE												

2023-24 FINAL SEASON STATISTICS

			RECORD		OVERALL			HOME		AWAY			NEUTRAL							
			ALL GAMES		8-16			4-6		3-9			1-1							
			CONFERENCE		5-13			3-6		2-7			0-0							
			NON-CONFERENCE		3-3			1-0		1-2			1-1							
					-----Total-----		-----3-Point-----		----F-Throw----		-----Rebounds-----									
#	Player	GP-GS	Min--Avg	FG-FGA	Pct	3FG-FGA	Pct	FT-FTA	Pct	Off-Def	Tot	Avg	PF	A	TO	Blk	Stl	Pts	Avg	
4	Jah'Likai King	23-23	748--32.5	142-319	.445	35-102	.343	51-67	.761	11-66	77	3.3	32	65	51	4	31	370	16.1	
34	Davontrey Thomas	24-24	826--34.4	124-270	.459	54-146	.370	53-65	.815	22-69	91	3.8	41	29	37	4	24	355	14.8	
20	Ethan Simmon	24-16	673--28.1	88-204	.431	40-101	.396	37-50	.740	11-79	90	3.8	31	25	35	10	12	253	10.5	
23	Tyler Saint-Furcy	22-15	627--28.5	75-149	.503	14-34	.412	43-70	.614	23-70	93	4.2	45	44	30	13	23	207	9.4	
1	Keith Warren	20-10	270--13.5	40-109	.367	20-61	.328	10-17	.588	2-37	39	2.0	18	15	13	0	7	110	5.5	
5	Joshua Hopson	24-24	687--28.6	56-108	.519	0-7	.000	19-37	.514	51-108	159	6.6	38	39	38	18	9	131	5.5	
3	Justin Hendrick	10-6	131--13.1	18-45	.400	8-27	.296	0-0	.000	2-12	14	1.4	7	8	11	0	2	44	4.4	
22	Jason Edokpayi	10-0	71--7.1	11-19	.579	1-3	.333	4-6	.667	5-9	14	1.4	6	3	3	4	1	27	2.7	
21	Sean Braithwaite	24-0	372--15.5	19-49	.388	5-17	.294	15-18	.833	11-32	43	1.8	43	20	14	4	9	58	2.4	
2	Tarese Morse	23-0	212--9.2	17-37	.459	0-1	.000	10-15	.667	23-19	42	1.8	24	8	4	6	4	44	1.9	
11	Jojo Lingisi-Ombongo	17-1	200--11.8	8-32	.250	4-19	.211	2-3	.667	2-23	25	1.5	17	35	17	0	12	22	1.3	
25	Kyle Kearson	9-1	56--6.2	3-13	.231	0-6	.000	0-0	.000	1-15	16	1.8	4	2	2	2	1	6	0.7	
TEAM										36-53	89	3.7	22							
NEW HAVEN TOTAL		24		601-1,354	.444	181-524	.345	244-348	.701	200-592	792	33.0	306	293	277	65	135	1,627	67.8	
OPPONENTS TOTAL		24		627-1,429	.439	221-582	.380	232-309	.751	233-594	827	34.5	324	337	255	74	134	1,707	71.1	

	New Haven	Opponent	Date	Opponent	Score	Att.
SCORING	1,627	1,707	# 11/11/23	vs Post	L ot 85-89	74
Points Per Game	67.8	71.1	# 11/12/23	at Wilmington	W 75-64	54
Scoring Margin	-3.3	-	11/15/23	at Blomfield	L 54-66	208
FIELD GOALS-ATT	601-1,354	627-1,429	* 11/18/23	at Bentley	L 60-79	202
Field Goals pct	.444	.439	* 11/21/23	PACE	L 47-61	167
3-POINT FG-ATT	181-524	221-582	11/26/23	at Dominican	L 77-82	160
3-point FG pct	.345	.380	* 11/29/23	at Assumption	L 65-69	269
3-point FG made per game	7.5	9.2	* 12/02/23	SO NEW HAMPSHIRE	L 58-64	170
FREE THROWS-ATT	244-348	232-309	* 12/05/23	ADELPHI	W 74-60	167
Free Throw pct	.701	.751	12/12/23	GEORGIAN COURT	W 92-56	189
F-Throws made per game	10.2	9.7	12/30/23	at Staten Island	W 86-78	150
REBOUNDS	792	827	* 01/03/24	at Saint Michael's	L 73-78	248
Rebounds per game	33.0	34.5	* 01/06/24	at American Int'l	W 67-66	
Rebounding Margin	-1.5	-	* 01/10/24	SOUTHERN CONNECTICUT	L ot 74-78	268
ASSISTS	293	337	* 01/13/24	SAINT ANSELM	L 66-75	187
Assists per game	12.2	14.0	* 01/17/24	at Franklin Pierce	L 74-94	75
TURNOVERS	277	255	* 01/20/24	SAINT ROSE	W 53-48	139
Turnovers per game	11.5	10.6	* 01/24/24	at Pace	L 55-56	265
Turnover Margin	-0.9	-	* 01/27/24	BENTLEY	L 74-100	317
Assist/Turnover Ratio	1.1	1.3	* 01/30/24	ASSUMPTION	W 54-50	205
STEALS	135	134	* 02/03/24	at So New Hampshire	W 76-73	319
Steals per game	5.6	5.6	* 02/07/24	at Adelphi	L 69-77	248
BLOCKS	65	74	* 02/10/24	SAINT MICHAEL'S	L 59-69	3114
Blocks per game	2.7	3.1	* 02/14/24	at Southern Connecticut	L 60-75	235
ATTENDANCE	2,120		# - Golden Knights Tip-off Tournament (Albany, N.Y.)			
Home Games avg. per game	10-212	12-198	* - Northeast-10 Conference Game			
Neutral site avg. per game		2-64	^ - NE10 Championship at high seed throughout			

Score by Periods	1st	2nd	OT	Totals
New Haven	718	887	22	- 1,627
Opponents	798	882	27	- 1,707